

## #02 T-Coil\_GSM850\_Ch189\_Battery1\_Axial (Z)

**DUT: 121019**

Communication System: GSM850; Frequency: 836.4 MHz; Duty Cycle: 1:8.3

Medium: Air Medium parameters used:  $\sigma = 0$  mho/m,  $\epsilon_r = 1$ ;  $\rho = 1$  kg/m<sup>3</sup>

Ambient Temperature : 22.7 °C

DASY4 Configuration:

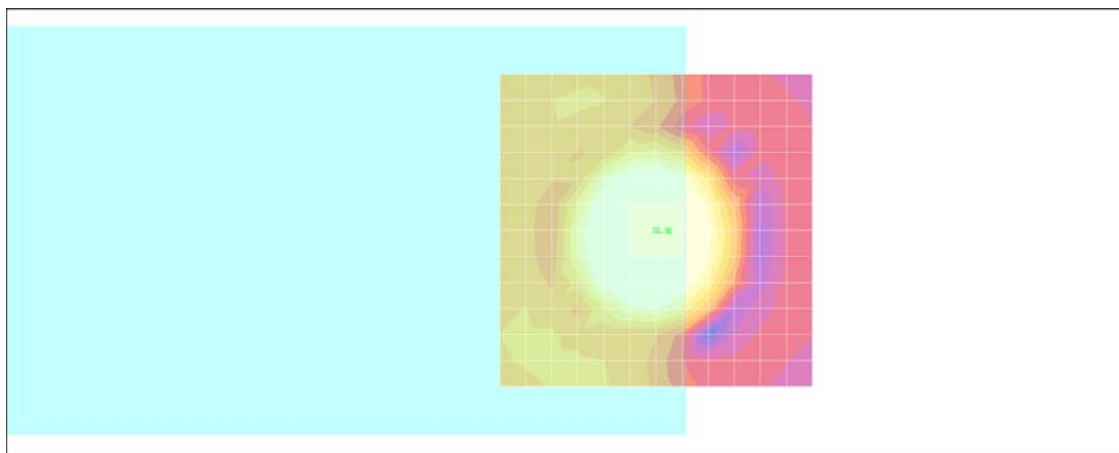
- Probe: AM1DV2 - 1038; ; Calibrated: 2011/1/18
- Sensor-Surface: 0mm (Fix Surface)
- Electronics: DAE4 Sn778; Calibrated: 2010/10/22
- Phantom: HAC Test Arch with AMCC; Type: SD HAC P01 BA;
- Measurement SW: DASY4, V4.7 Build 80; Postprocessing SW: SEMCAD, V1.8 Build 186

**Scans/z (axial) fine 2mm 8 x 8/ABM SNR(x,y,z) (5x5x1):**

ABM1/ABM2 = 34.3 dB

ABM1 comp = 9.60 dB A/m

Location: -2, 0, 3.7 mm



0 dB = 1.00A/m

# Scans/z (axial) wideband at best S/N/ABM Freq Resp(x,y,z,f)

Loc: -2, 0, 3.7 mm Diff: 1.95dB



## #02 T-Coil\_GSM850\_Ch189\_Battery1\_Radial 1 (X)

**DUT: 121019**

Communication System: GSM850; Frequency: 836.4 MHz; Duty Cycle: 1:8.3

Medium: Air Medium parameters used:  $\sigma = 0$  mho/m,  $\epsilon_r = 1$ ;  $\rho = 1$  kg/m<sup>3</sup>

Ambient Temperature : 22.7 °C

DASY4 Configuration:

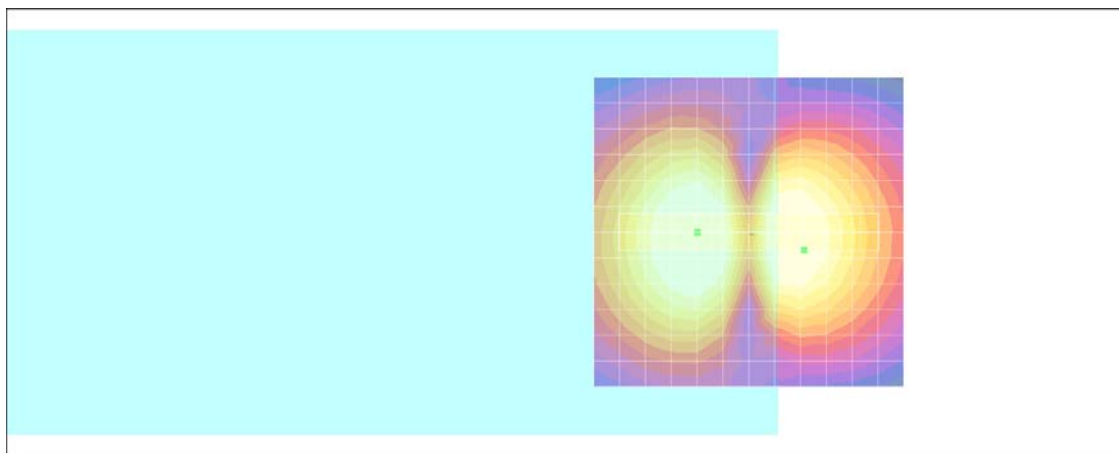
- Probe: AM1DV2 - 1038; ; Calibrated: 2011/1/18
- Sensor-Surface: 0mm (Fix Surface)
- Electronics: DAE4 Sn778; Calibrated: 2010/10/22
- Phantom: HAC Test Arch with AMCC; Type: SD HAC P01 BA;
- Measurement SW: DASY4, V4.7 Build 80; Postprocessing SW: SEMCAD, V1.8 Build 186

**Scans/x (longitudinal) fine 3mm 42 x 6/ABM SNR(x,y,z) (15x3x1):**

ABM1/ABM2 = 34.4 dB

ABM1 comp = 1.13 dB A/m

Location: -9, 3, 3.7 mm



0 dB = 1.00A/m

## #02 T-Coil\_GSM850\_Ch189\_Battery1\_Radial 2 (Y)

**DUT: 121019**

Communication System: GSM850; Frequency: 836.4 MHz; Duty Cycle: 1:8.3

Medium: Air Medium parameters used:  $\sigma = 0$  mho/m,  $\epsilon_r = 1$ ;  $\rho = 1$  kg/m<sup>3</sup>

Ambient Temperature : 22.7 °C

DASY4 Configuration:

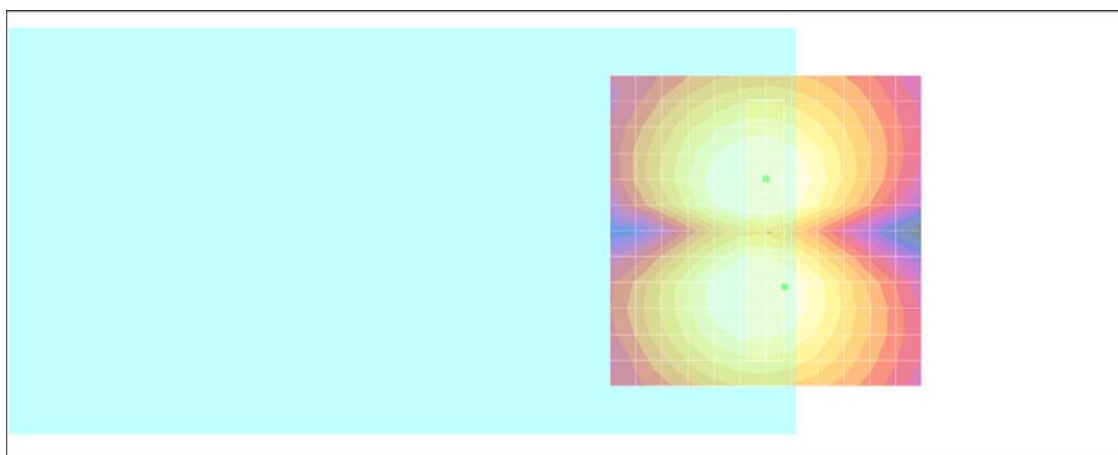
- Probe: AM1DV2 - 1038; ; Calibrated: 2011/1/18
- Sensor-Surface: 0mm (Fix Surface)
- Electronics: DAE4 Sn778; Calibrated: 2010/10/22
- Phantom: HAC Test Arch with AMCC; Type: SD HAC P01 BA;
- Measurement SW: DASY4, V4.7 Build 80; Postprocessing SW: SEMCAD, V1.8 Build 186

**Scans/y (transversal) fine 3mm 6 x 42/ABM SNR(x,y,z) (3x15x1):**

ABM1/ABM2 = 34.9 dB

ABM1 comp = 1.00 dB A/m

Location: -3, 9, 3.7 mm



0 dB = 1.00A/m

## #04 T-Coil\_GSM850\_Ch189\_Sample1\_Battery2\_Axial (Z)

**DUT: 121019**

Communication System: GSM850; Frequency: 836.4 MHz; Duty Cycle: 1:8.3

Medium: Air Medium parameters used:  $\sigma = 0$  mho/m,  $\epsilon_r = 1$ ;  $\rho = 1$  kg/m<sup>3</sup>

Ambient Temperature : 22.6 °C

DASY4 Configuration:

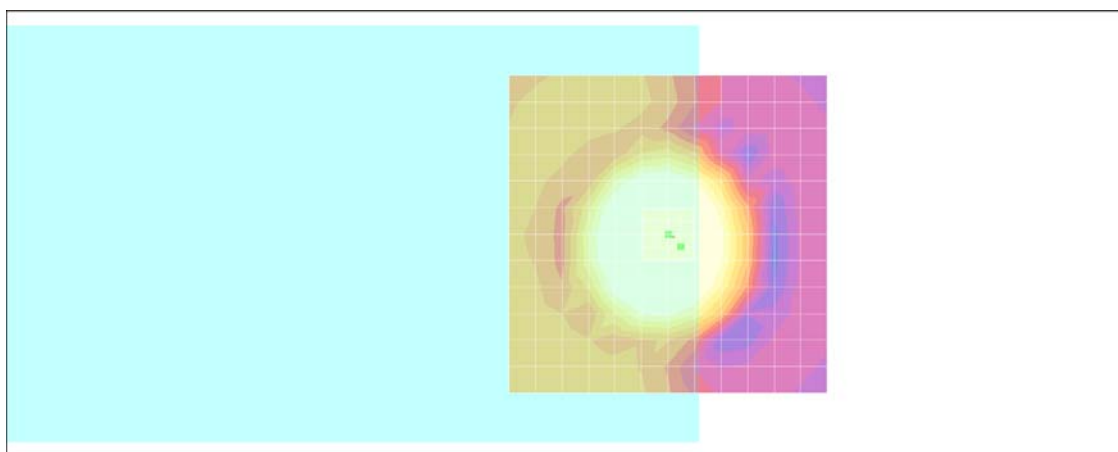
- Probe: AM1DV2 - 1038; ; Calibrated: 2011/1/18
- Sensor-Surface: 0mm (Fix Surface)
- Electronics: DAE4 Sn778; Calibrated: 2010/10/22
- Phantom: HAC Test Arch with AMCC; Type: SD HAC P01 BA;
- Measurement SW: DASY4, V4.7 Build 80; Postprocessing SW: SEMCAD, V1.8 Build 186

**Scans/z (axial) fine 2mm 8 x 8/ABM SNR(x,y,z) (5x5x1):**

ABM1/ABM2 = 34.0 dB

ABM1 comp = 9.52 dB A/m

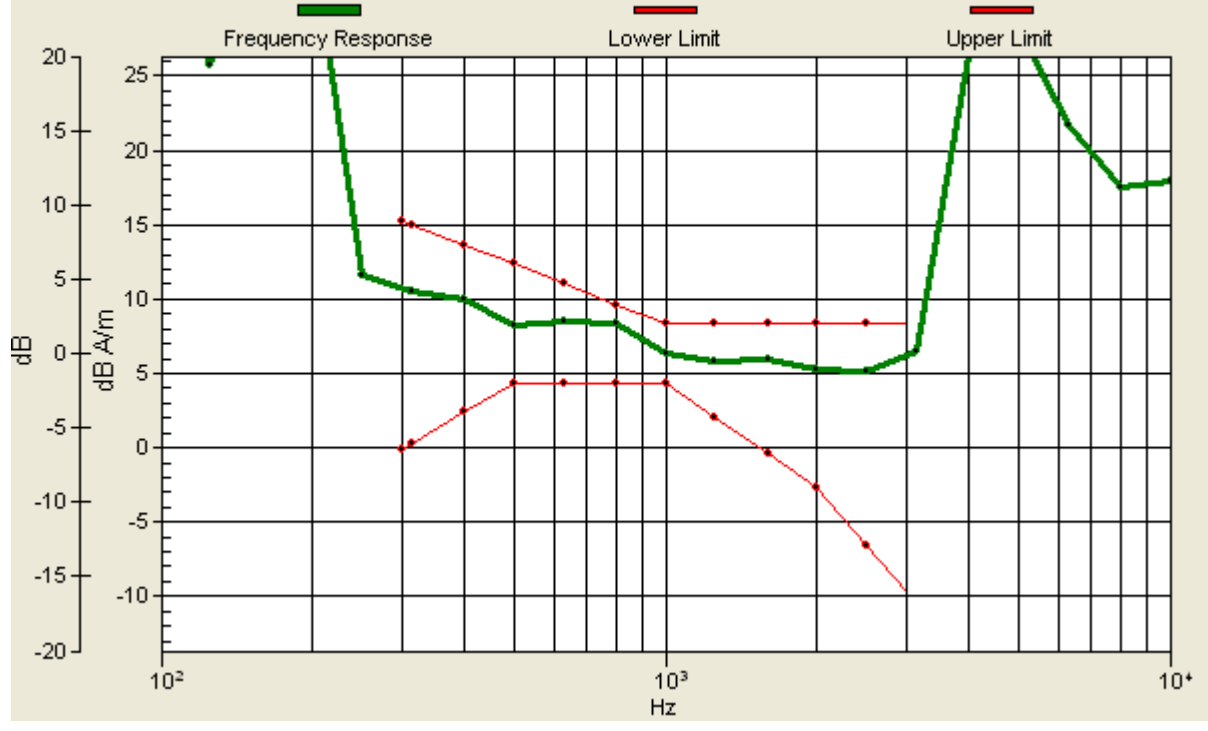
Location: -2, 2, 3.7 mm



0 dB = 1.00A/m

# Scans/z (axial) wideband at best S/N/ABM Freq Resp(x,y,z,f)

Loc: -2, 2, 3.7 mm Diff: 1.33dB



## #04 T-Coil\_GSM850\_Ch189\_Sample1\_Battery2\_Radial 1 (X)

**DUT: 121019**

Communication System: GSM850; Frequency: 836.4 MHz; Duty Cycle: 1:8.3

Medium: Air Medium parameters used:  $\sigma = 0$  mho/m,  $\epsilon_r = 1$ ;  $\rho = 1$  kg/m<sup>3</sup>

Ambient Temperature : 22.6 °C

DASY4 Configuration:

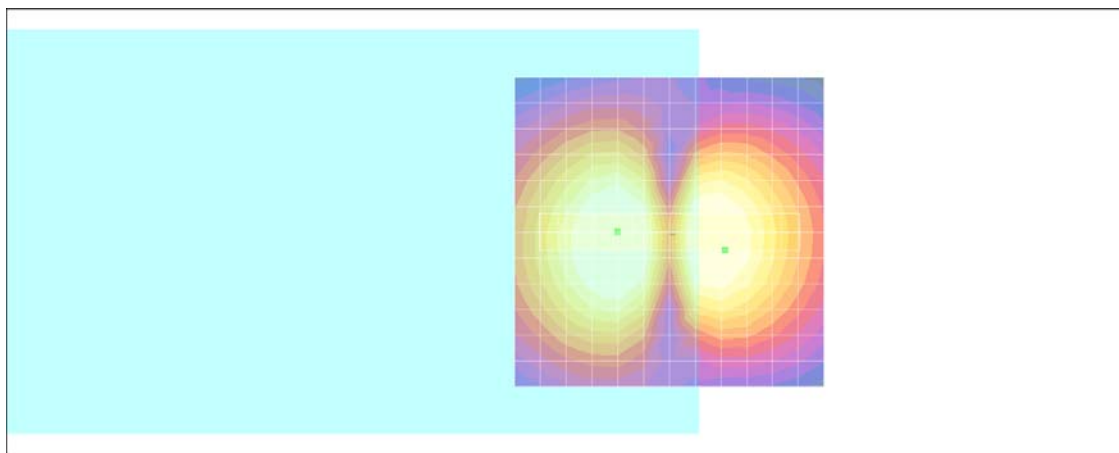
- Probe: AM1DV2 - 1038; ; Calibrated: 2011/1/18
- Sensor-Surface: 0mm (Fix Surface)
- Electronics: DAE4 Sn778; Calibrated: 2010/10/22
- Phantom: HAC Test Arch with AMCC; Type: SD HAC P01 BA;
- Measurement SW: DASY4, V4.7 Build 80; Postprocessing SW: SEMCAD, V1.8 Build 186

**Scans/x (longitudinal) fine 3mm 42 x 6/ABM SNR(x,y,z) (15x3x1):**

ABM1/ABM2 = 34.1 dB

ABM1 comp = 1.41 dB A/m

Location: -9, 3, 3.7 mm



0 dB = 1.00A/m

## #04 T-Coil\_GSM850\_Ch189\_Sample1\_Battery2\_Radial 2 (Y)

**DUT: 121019**

Communication System: GSM850; Frequency: 836.4 MHz; Duty Cycle: 1:8.3

Medium: Air Medium parameters used:  $\sigma = 0$  mho/m,  $\epsilon_r = 1$ ;  $\rho = 1$  kg/m<sup>3</sup>

Ambient Temperature : 22.6 °C

DASY4 Configuration:

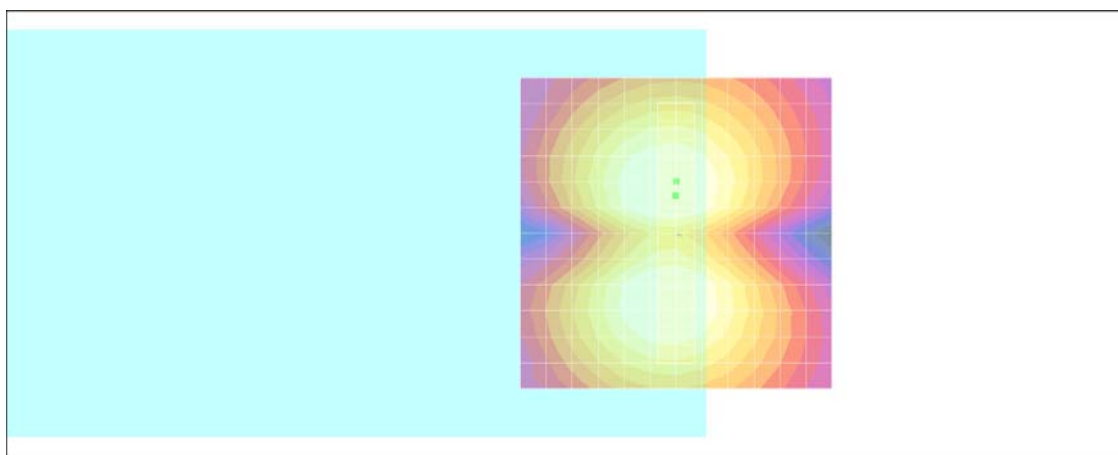
- Probe: AM1DV2 - 1038; ; Calibrated: 2011/1/18
- Sensor-Surface: 0mm (Fix Surface)
- Electronics: DAE4 Sn778; Calibrated: 2010/10/22
- Phantom: HAC Test Arch with AMCC; Type: SD HAC P01 BA;
- Measurement SW: DASY4, V4.7 Build 80; Postprocessing SW: SEMCAD, V1.8 Build 186

**Scans/y (transversal) fine 3mm 6 x 42/ABM SNR(x,y,z) (3x15x1):**

ABM1/ABM2 = 34.5 dB

ABM1 comp = 2.27 dB A/m

Location: 0, -6, 3.7 mm



0 dB = 1.00A/m



**#05 T-Coil\_GSM850\_Ch189\_Sample1\_Battery3\_Axial (Z)**

**DUT: 121019**

Communication System: GSM850; Frequency: 836.4 MHz; Duty Cycle: 1:8.3

Medium: Air Medium parameters used:  $\sigma = 0$  mho/m,  $\epsilon_r = 1$ ;  $\rho = 1$  kg/m<sup>3</sup>

Ambient Temperature : 22.6 °C

DASY4 Configuration:

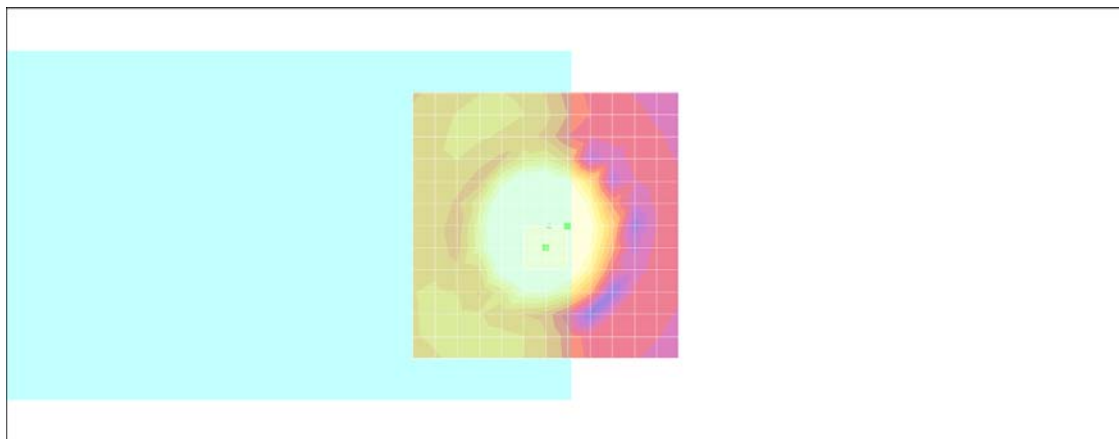
- Probe: AM1DV2 - 1038; ; Calibrated: 2011/1/18
- Sensor-Surface: 0mm (Fix Surface)
- Electronics: DAE3 Sn577; Calibrated: 2011/1/13
- Phantom: HAC Test Arch with AMCC; Type: SD HAC P01 BA;
- Measurement SW: DASY4, V4.7 Build 80; Postprocessing SW: SEMCAD, V1.8 Build 186

**Scans/z (axial) fine 2mm 8 x 8/ABM SNR(x,y,z) (5x5x1):**

ABM1/ABM2 = 34.0 dB

ABM1 comp = 7.80 dB A/m

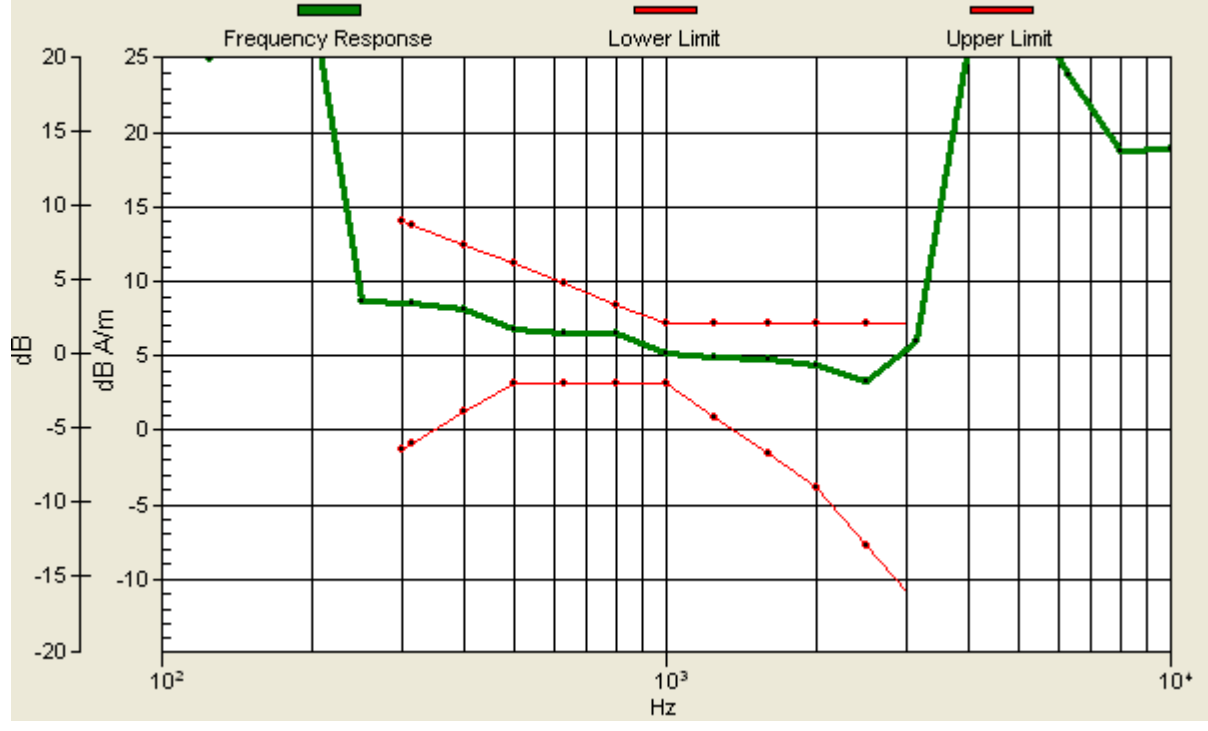
Location: -4, 0.2, 3.7 mm



0 dB = 1.00A/m

# Scans/z (axial) wideband at best S/N/ABM Freq Resp(x,y,z,f)

Loc: -4, 0.2, 3.7 mm Diff: 1.76dB



**#05 T-Coil\_GSM850\_Ch189\_Sample1\_Battery3\_Radial 1 (X)**

**DUT: 121019**

Communication System: GSM850; Frequency: 836.4 MHz; Duty Cycle: 1:8.3

Medium: Air Medium parameters used:  $\sigma = 0$  mho/m,  $\epsilon_r = 1$ ;  $\rho = 1$  kg/m<sup>3</sup>

Ambient Temperature : 22.5 °C

DASY4 Configuration:

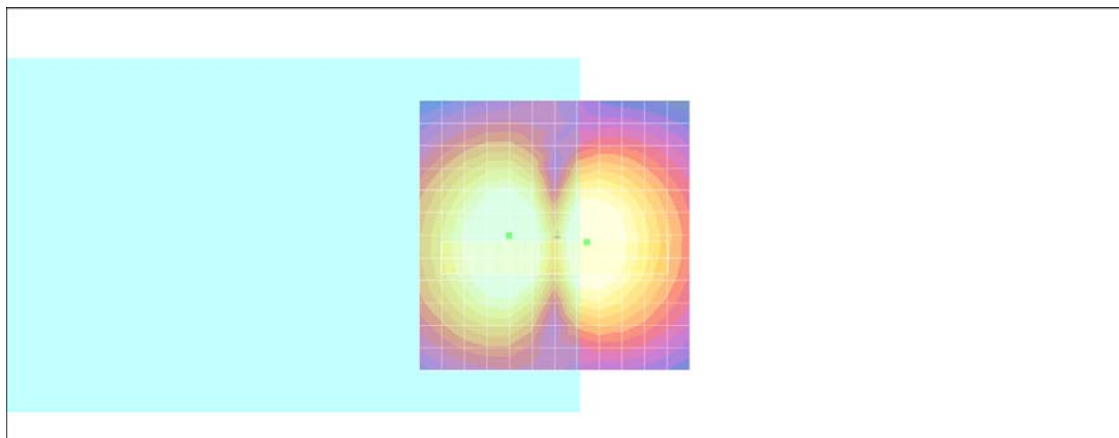
- Probe: AM1DV2 - 1038; ; Calibrated: 2011/1/18
- Sensor-Surface: 0mm (Fix Surface)
- Electronics: DAE3 Sn577; Calibrated: 2011/1/13
- Phantom: HAC Test Arch with AMCC; Type: SD HAC P01 BA;
- Measurement SW: DASY4, V4.7 Build 80; Postprocessing SW: SEMCAD, V1.8 Build 186

**Scans/x (longitudinal) fine 3mm 42 x 6/ABM SNR(x,y,z) (15x3x1):**

ABM1/ABM2 = 28.4 dB

ABM1 comp = 3.53 dB A/m

Location: -6, 1.2, 3.7 mm



0 dB = 1.00A/m

**#05 T-Coil\_GSM850\_Ch189\_Sample1\_Battery3\_Radial 2 (Y)**

**DUT: 121019**

Communication System: GSM850; Frequency: 836.4 MHz; Duty Cycle: 1:8.3

Medium: Air Medium parameters used:  $\sigma = 0$  mho/m,  $\epsilon_r = 1$ ;  $\rho = 1$  kg/m<sup>3</sup>

Ambient Temperature : 22.6 °C

**DASY4 Configuration:**

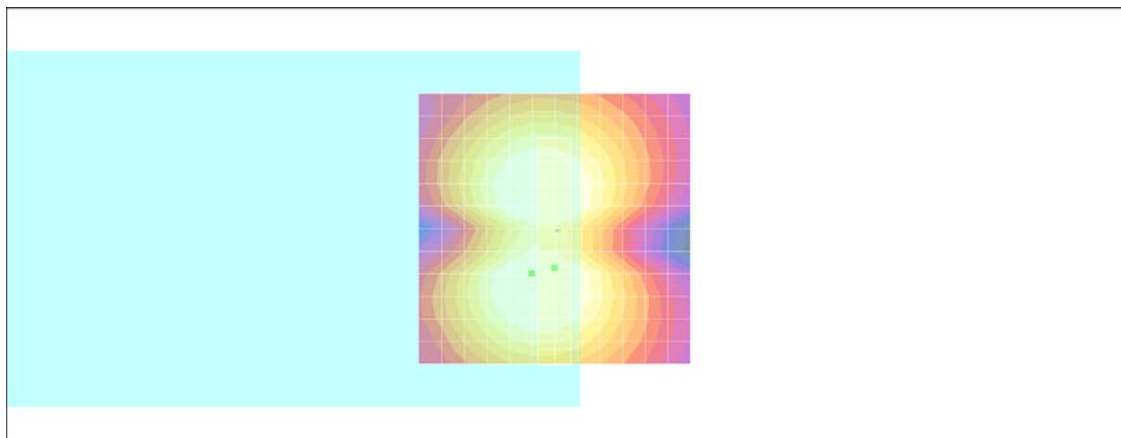
- Probe: AM1DV2 - 1038; ; Calibrated: 2011/1/18
- Sensor-Surface: 0mm (Fix Surface)
- Electronics: DAE3 Sn577; Calibrated: 2011/1/13
- Phantom: HAC Test Arch with AMCC; Type: SD HAC P01 BA;
- Measurement SW: DASY4, V4.7 Build 80; Postprocessing SW: SEMCAD, V1.8 Build 186

**Scans/y (transversal) fine 3mm 6 x 42/ABM SNR(x,y,z) (3x15x1):**

ABM1/ABM2 = 33.8 dB

ABM1 comp = 2.73 dB A/m

Location: 0, 7.2, 3.7 mm



0 dB = 1.00A/m

## #01 T-Coil\_GSM850\_Ch128\_Battery3\_Axial (Z)

**DUT: 121019**

Communication System: GSM850; Frequency: 824.2 MHz; Duty Cycle: 1:8.3

Medium: Air Medium parameters used:  $\sigma = 0$  mho/m,  $\epsilon_r = 1$ ;  $\rho = 1$  kg/m<sup>3</sup>

Ambient Temperature : 22.7 °C

DASY4 Configuration:

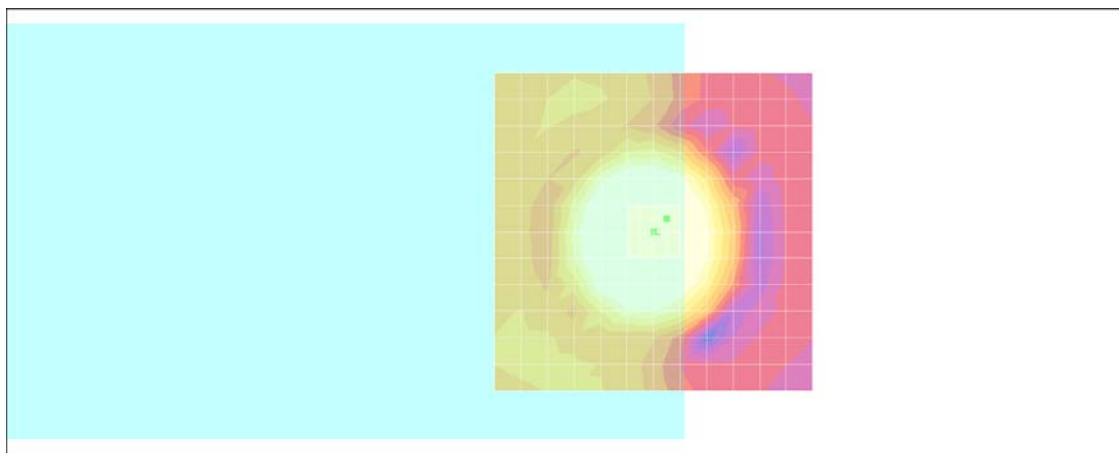
- Probe: AM1DV2 - 1038; ; Calibrated: 2011/1/18
- Sensor-Surface: 0mm (Fix Surface)
- Electronics: DAE4 Sn778; Calibrated: 2010/10/22
- Phantom: HAC Test Arch with AMCC; Type: SD HAC P01 BA;
- Measurement SW: DASY4, V4.7 Build 80; Postprocessing SW: SEMCAD, V1.8 Build 186

**Scans/z (axial) fine 2mm 8 x 8/ABM SNR(x,y,z) (5x5x1):**

ABM1/ABM2 = 34.5 dB

ABM1 comp = 8.63 dB A/m

Location: -2, -2, 3.7 mm



0 dB = 1.00A/m

# Scans/z (axial) wideband at best S/N/ABM Freq Resp(x,y,z,f)

Loc: -2, -2, 3.7 mm Diff: 1.58dB



## #01 T-Coil\_GSM850\_Ch128\_Battery3\_Radial 1 (X)

**DUT: 121019**

Communication System: GSM850; Frequency: 824.2 MHz; Duty Cycle: 1:8.3

Medium: Air Medium parameters used:  $\sigma = 0$  mho/m,  $\epsilon_r = 1$ ;  $\rho = 1$  kg/m<sup>3</sup>

Ambient Temperature : 22.7 °C

DASY4 Configuration:

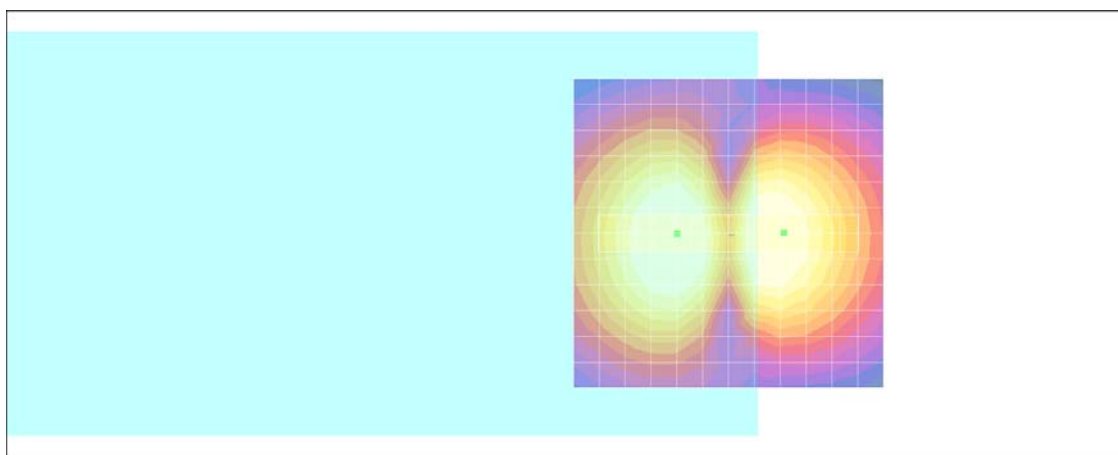
- Probe: AM1DV2 - 1038; ; Calibrated: 2011/1/18
- Sensor-Surface: 0mm (Fix Surface)
- Electronics: DAE4 Sn778; Calibrated: 2010/10/22
- Phantom: HAC Test Arch with AMCC; Type: SD HAC P01 BA;
- Measurement SW: DASY4, V4.7 Build 80; Postprocessing SW: SEMCAD, V1.8 Build 186

**Scans/x (longitudinal) fine 3mm 42 x 6/ABM SNR(x,y,z) (15x3x1):**

ABM1/ABM2 = 34.6 dB

ABM1 comp = 1.26 dB A/m

Location: -9, 0, 3.7 mm



0 dB = 1.00A/m

## #01 T-Coil\_GSM850\_Ch128\_Battery3\_Radial 2 (Y)

**DUT: 121019**

Communication System: GSM850; Frequency: 824.2 MHz; Duty Cycle: 1:8.3

Medium: Air Medium parameters used:  $\sigma = 0$  mho/m,  $\epsilon_r = 1$ ;  $\rho = 1$  kg/m<sup>3</sup>

Ambient Temperature : 22.7 °C

DASY4 Configuration:

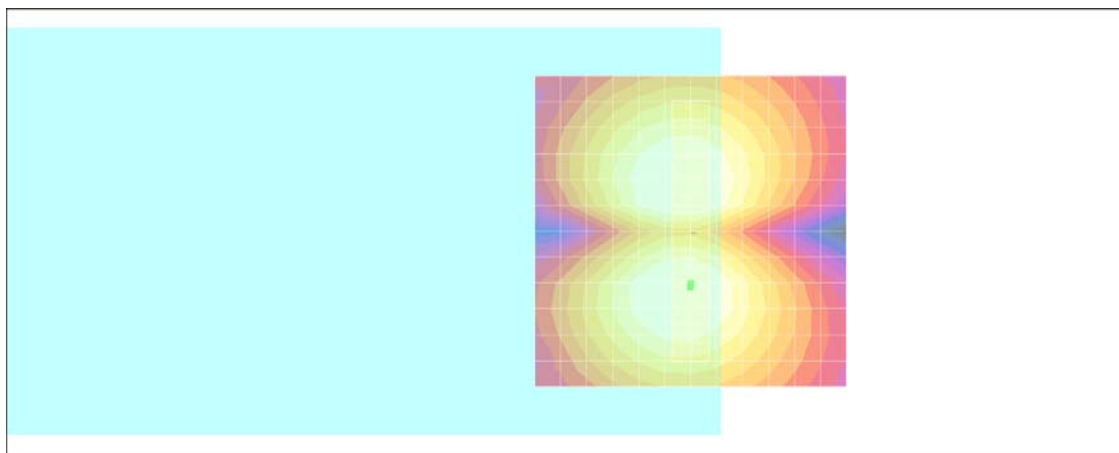
- Probe: AM1DV2 - 1038; ; Calibrated: 2011/1/18
- Sensor-Surface: 0mm (Fix Surface)
- Electronics: DAE4 Sn778; Calibrated: 2010/10/22
- Phantom: HAC Test Arch with AMCC; Type: SD HAC P01 BA;
- Measurement SW: DASY4, V4.7 Build 80; Postprocessing SW: SEMCAD, V1.8 Build 186

**Scans/y (transversal) fine 3mm 6 x 42/ABM SNR(x,y,z) (3x15x1):**

ABM1/ABM2 = 34.9 dB

ABM1 comp = 2.31 dB A/m

Location: 0, 9, 3.7 mm



0 dB = 1.00A/m



### #03 T-Coil\_GSM850\_Ch251\_Sample1\_Battery3\_Axial (Z)

**DUT: 121019**

Communication System: GSM850; Frequency: 848.8 MHz; Duty Cycle: 1:8.3

Medium: Air Medium parameters used:  $\sigma = 0$  mho/m,  $\epsilon_r = 1$ ;  $\rho = 1$  kg/m<sup>3</sup>

Ambient Temperature : 22.7 °C

DASY4 Configuration:

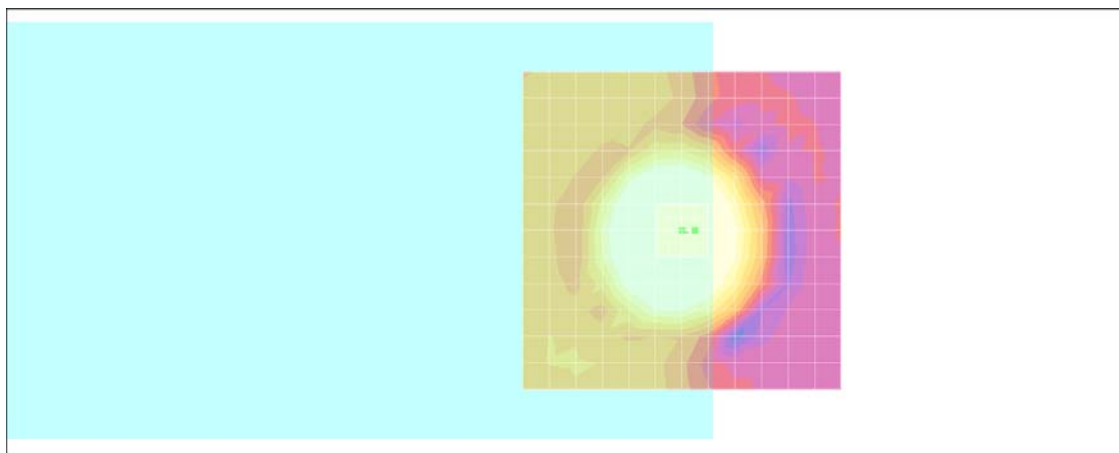
- Probe: AM1DV2 - 1038; ; Calibrated: 2011/1/18
- Sensor-Surface: 0mm (Fix Surface)
- Electronics: DAE4 Sn778; Calibrated: 2010/10/22
- Phantom: HAC Test Arch with AMCC; Type: SD HAC P01 BA;
- Measurement SW: DASY4, V4.7 Build 80; Postprocessing SW: SEMCAD, V1.8 Build 186

**Scans/z (axial) fine 2mm 8 x 8/ABM SNR(x,y,z) (5x5x1):**

ABM1/ABM2 = 34.7 dB

ABM1 comp = 9.43 dB A/m

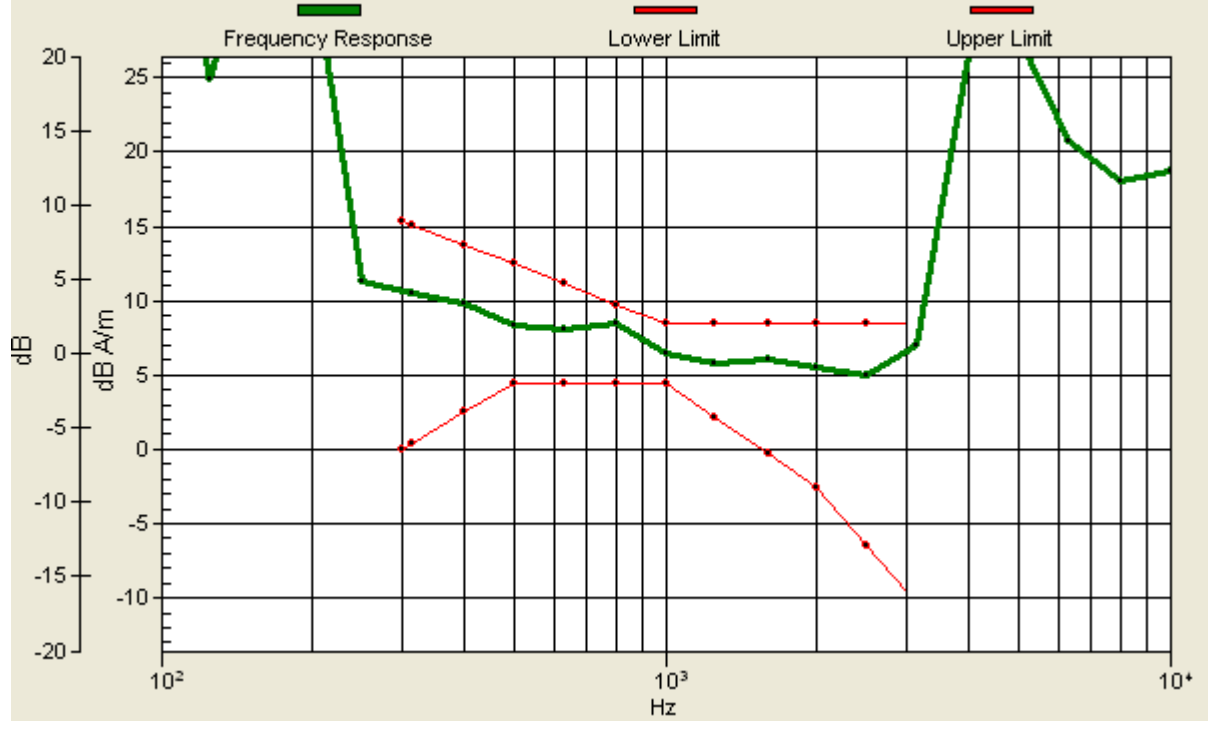
Location: -2, 0, 3.7 mm



0 dB = 1.00A/m

# Scans/z (axial) wideband at best S/N/ABM Freq Resp(x,y,z,f)

Loc: -2, 0, 3.7 mm Diff: 1.32dB



### #03 T-Coil\_GSM850\_Ch251\_Sample3\_Battery1\_Radial 1 (X)

**DUT: 121019**

Communication System: GSM850; Frequency: 848.8 MHz; Duty Cycle: 1:8.3

Medium: Air Medium parameters used:  $\sigma = 0$  mho/m,  $\epsilon_r = 1$ ;  $\rho = 1$  kg/m<sup>3</sup>

Ambient Temperature : 22.7 °C

DASY4 Configuration:

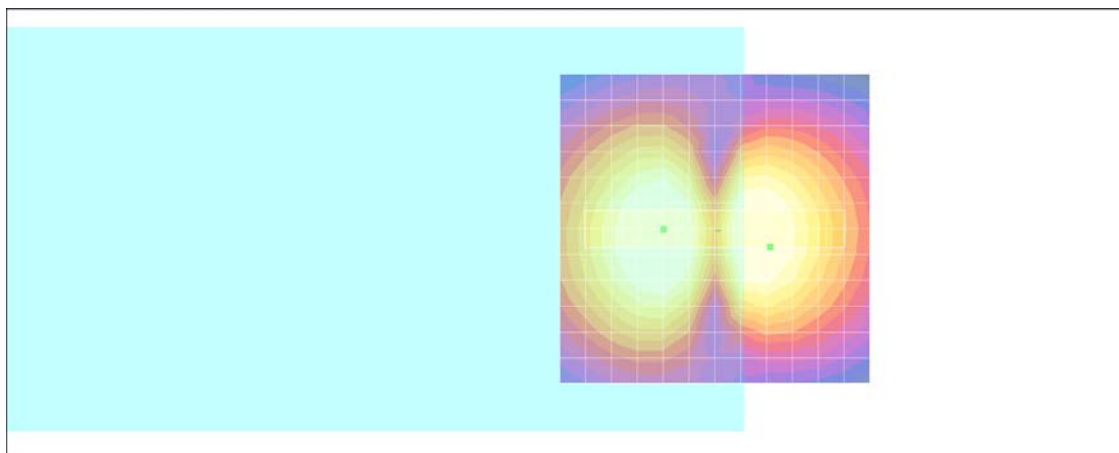
- Probe: AM1DV2 - 1038; ; Calibrated: 2011/1/18
- Sensor-Surface: 0mm (Fix Surface)
- Electronics: DAE4 Sn778; Calibrated: 2010/10/22
- Phantom: HAC Test Arch with AMCC; Type: SD HAC P01 BA;
- Measurement SW: DASY4, V4.7 Build 80; Postprocessing SW: SEMCAD, V1.8 Build 186

**Scans/x (longitudinal) fine 3mm 42 x 6/ABM SNR(x,y,z) (15x3x1):**

ABM1/ABM2 = 34.6 dB

ABM1 comp = 1.00 dB A/m

Location: -9, 3, 3.7 mm



0 dB = 1.00A/m

### #03 T-Coil\_GSM850\_Ch251\_Sample1\_Battery3\_Radial 2 (Y)

**DUT: 121019**

Communication System: GSM850; Frequency: 848.8 MHz; Duty Cycle: 1:8.3

Medium: Air Medium parameters used:  $\sigma = 0$  mho/m,  $\epsilon_r = 1$ ;  $\rho = 1$  kg/m<sup>3</sup>

Ambient Temperature : 22.7 °C

DASY4 Configuration:

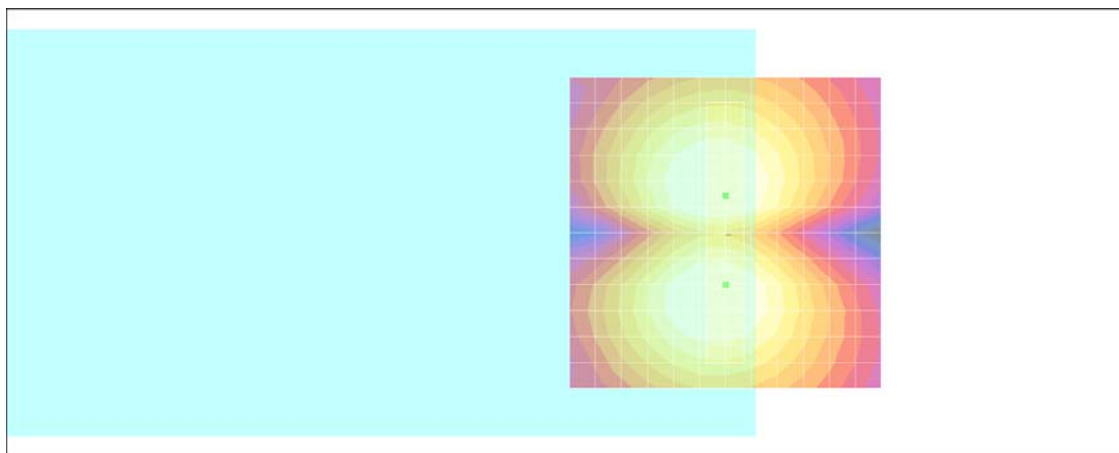
- Probe: AM1DV2 - 1038; ; Calibrated: 2011/1/18
- Sensor-Surface: 0mm (Fix Surface)
- Electronics: DAE4 Sn778; Calibrated: 2010/10/22
- Phantom: HAC Test Arch with AMCC; Type: SD HAC P01 BA;
- Measurement SW: DASY4, V4.7 Build 80; Postprocessing SW: SEMCAD, V1.8 Build 186

**Scans/y (transversal) fine 3mm 6 x 42/ABM SNR(x,y,z) (3x15x1):**

ABM1/ABM2 = 34.9 dB

ABM1 comp = 2.39 dB A/m

Location: 0, -6, 3.7 mm



0 dB = 1.00A/m

**#06 T-Coil\_GSM1900\_Ch512\_Sample1\_Battery3\_Axial (Z)**

**DUT: 121019**

Communication System: PCS; Frequency: 1850.2 MHz; Duty Cycle: 1:8.3

Medium: Air Medium parameters used:  $\sigma = 0$  mho/m,  $\epsilon_r = 1$ ;  $\rho = 1$  kg/m<sup>3</sup>

Ambient Temperature : 22.5 °C

DASY4 Configuration:

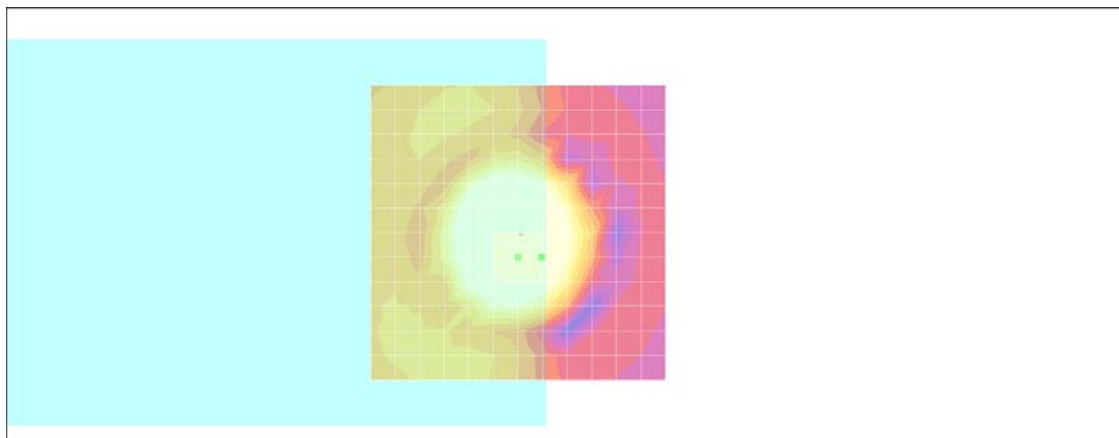
- Probe: AM1DV2 - 1038; ; Calibrated: 2011/1/18
- Sensor-Surface: 0mm (Fix Surface)
- Electronics: DAE3 Sn577; Calibrated: 2011/1/13
- Phantom: HAC Test Arch with AMCC; Type: SD HAC P01 BA;
- Measurement SW: DASY4, V4.7 Build 80; Postprocessing SW: SEMCAD, V1.8 Build 186

**Scans/z (axial) fine 2mm 8 x 8/ABM SNR(x,y,z) (5x5x1):**

ABM1/ABM2 = 34.1 dB

ABM1 comp = 7.12 dB A/m

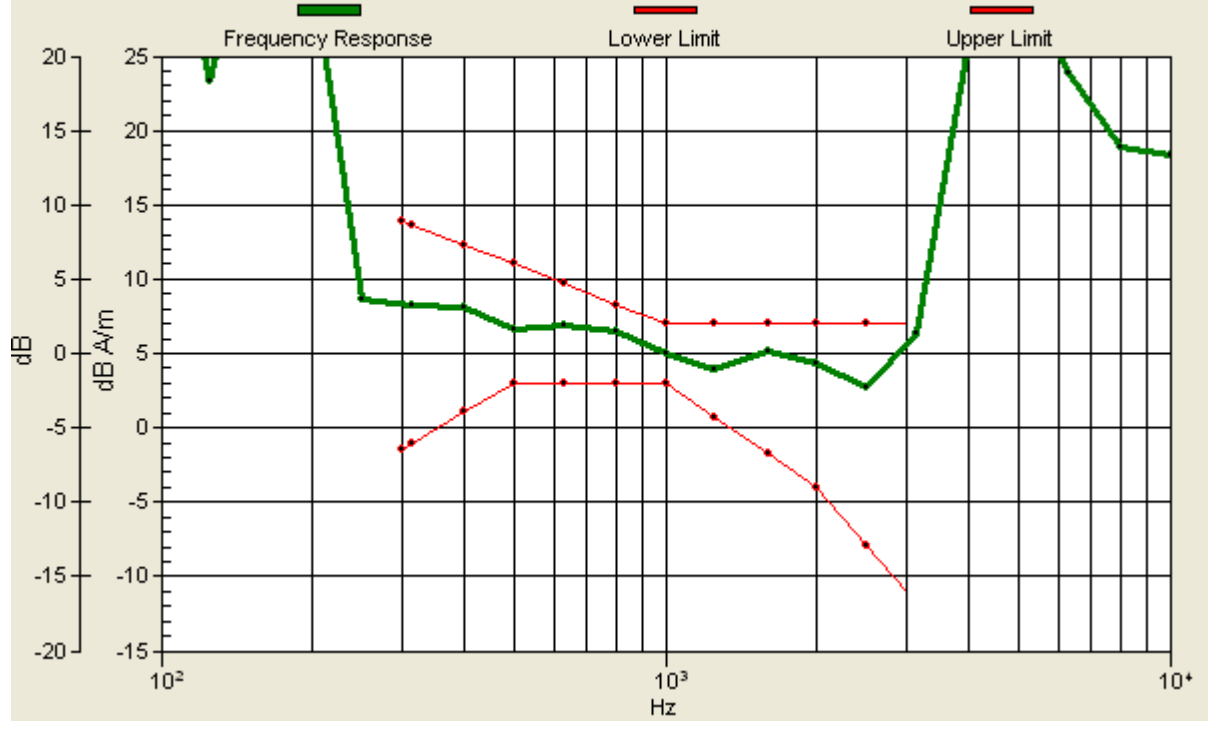
Location: -4, 4.2, 3.7 mm



0 dB = 1.00A/m

# Scans/z (axial) wideband at best S/N/ABM Freq Resp(x,y,z,f)

Loc: -4, 4.2, 3.7 mm Diff: 1.52dB



**#06 T-Coil\_GSM1900\_Ch512\_Sample1\_Battery3\_Radial 1 (X)**

**DUT: 121019**

Communication System: PCS; Frequency: 1850.2 MHz; Duty Cycle: 1:8.3

Medium: Air Medium parameters used:  $\sigma = 0$  mho/m,  $\epsilon_r = 1$ ;  $\rho = 1$  kg/m<sup>3</sup>

Ambient Temperature : 22.7 °C

**DASY4 Configuration:**

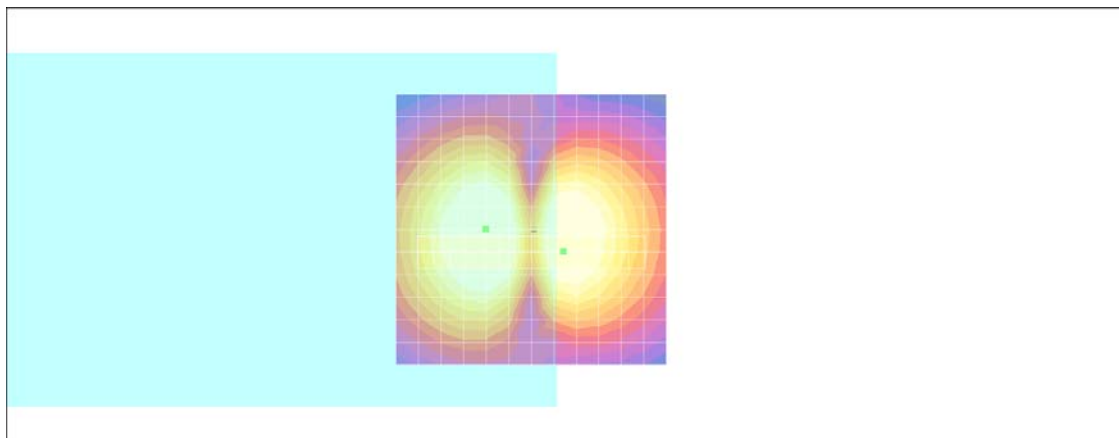
- Probe: AM1DV2 - 1038; ; Calibrated: 2011/1/18
- Sensor-Surface: 0mm (Fix Surface)
- Electronics: DAE3 Sn577; Calibrated: 2011/1/13
- Phantom: HAC Test Arch with AMCC; Type: SD HAC P01 BA;
- Measurement SW: DASY4, V4.7 Build 80; Postprocessing SW: SEMCAD, V1.8 Build 186

**Scans/x (longitudinal) fine 3mm 42 x 6/ABM SNR(x,y,z) (15x3x1):**

ABM1/ABM2 = 30.6 dB

ABM1 comp = 3.25 dB A/m

Location: -6, 4.2, 3.7 mm



0 dB = 1.00A/m

**#06 T-Coil\_GSM1900\_Ch512\_Sample1\_Battery3\_Radial 2 (Y)**

**DUT: 121019**

Communication System: PCS; Frequency: 1850.2 MHz; Duty Cycle: 1:8.3

Medium: Air Medium parameters used:  $\sigma = 0$  mho/m,  $\epsilon_r = 1$ ;  $\rho = 1$  kg/m<sup>3</sup>

Ambient Temperature : 22.6 °C

**DASY4 Configuration:**

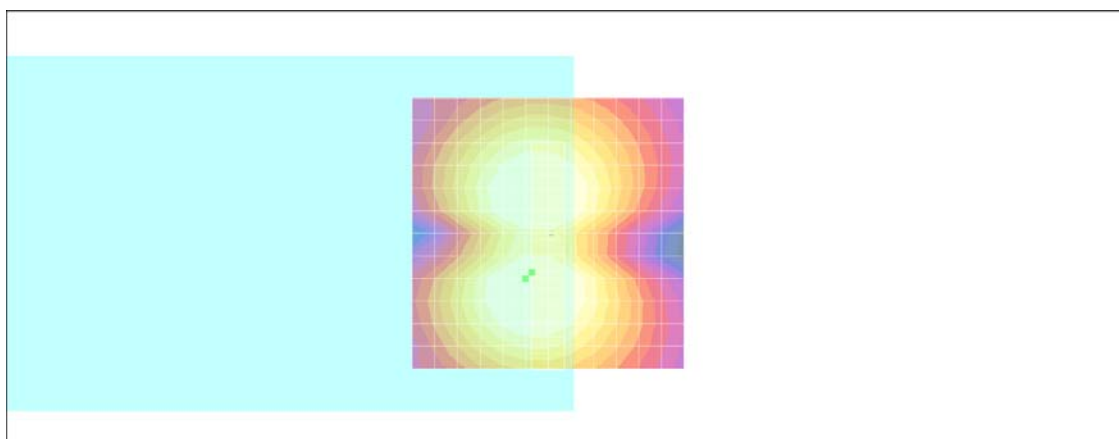
- Probe: AM1DV2 - 1038; ; Calibrated: 2011/1/18
- Sensor-Surface: 0mm (Fix Surface)
- Electronics: DAE3 Sn577; Calibrated: 2011/1/13
- Phantom: HAC Test Arch with AMCC; Type: SD HAC P01 BA;
- Measurement SW: DASY4, V4.7 Build 80; Postprocessing SW: SEMCAD, V1.8 Build 186

**Scans/y (transversal) fine 3mm 6 x 42/ABM SNR(x,y,z) (3x15x1):**

ABM1/ABM2 = 34.3 dB

ABM1 comp = 3.43 dB A/m

Location: 3, 7.2, 3.7 mm



0 dB = 1.00A/m



**#07 T-Coil\_GSM1900\_Ch661\_Sample1\_Battery3\_Axial (Z)**

**DUT: 121019**

Communication System: PCS; Frequency: 1880 MHz; Duty Cycle: 1:8.3

Medium: Air Medium parameters used:  $\sigma = 0$  mho/m,  $\epsilon_r = 1$ ;  $\rho = 1$  kg/m<sup>3</sup>

Ambient Temperature : 22.0 °C

**DASY4 Configuration:**

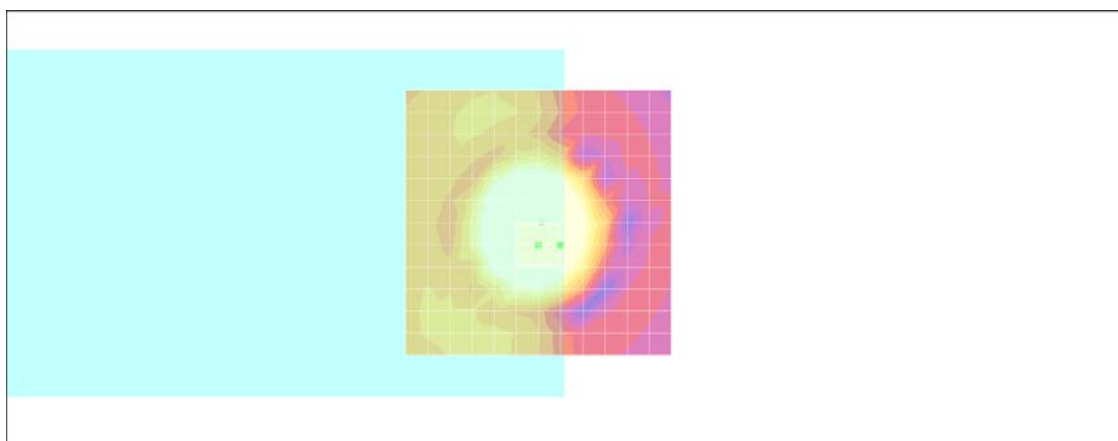
- Probe: AM1DV2 - 1038; ; Calibrated: 2011/1/18
- Sensor-Surface: 0mm (Fix Surface)
- Electronics: DAE3 Sn577; Calibrated: 2011/1/13
- Phantom: HAC Test Arch with AMCC; Type: SD HAC P01 BA;
- Measurement SW: DASY4, V4.7 Build 80; Postprocessing SW: SEMCAD, V1.8 Build 186

**Scans/z (axial) fine 2mm 8 x 8/ABM SNR(x,y,z) (5x5x1):**

ABM1/ABM2 = 34.0 dB

ABM1 comp = 7.24 dB A/m

Location: -4, 4.2, 3.7 mm



0 dB = 1.00A/m

# Scans/z (axial) wideband at best S/N/ABM Freq Resp(x,y,z,f)

Loc: -4, 4.2, 3.7 mm Diff: 1.57dB



**#07 T-Coil\_GSM1900\_Ch661\_Sample1\_Battery3\_Radial 1 (X)**

**DUT: 121019**

Communication System: PCS; Frequency: 1880 MHz; Duty Cycle: 1:8.3

Medium: Air Medium parameters used:  $\sigma = 0$  mho/m,  $\epsilon_r = 1$ ;  $\rho = 1$  kg/m<sup>3</sup>

Ambient Temperature : 22.5 °C

**DASY4 Configuration:**

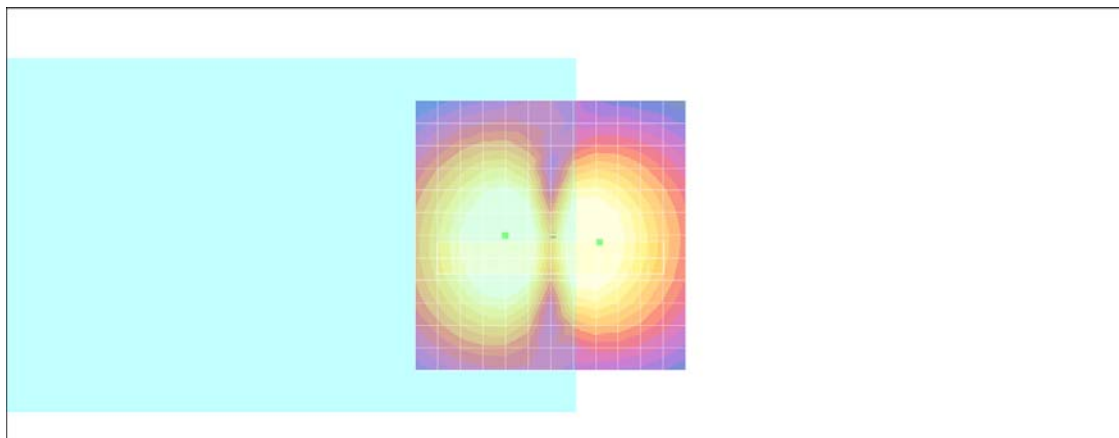
- Probe: AM1DV2 - 1038; ; Calibrated: 2011/1/18
- Sensor-Surface: 0mm (Fix Surface)
- Electronics: DAE3 Sn577; Calibrated: 2011/1/13
- Phantom: HAC Test Arch with AMCC; Type: SD HAC P01 BA;
- Measurement SW: DASY4, V4.7 Build 80; Postprocessing SW: SEMCAD, V1.8 Build 186

**Scans/x (longitudinal) fine 3mm 42 x 6/ABM SNR(x,y,z) (15x3x1):**

ABM1/ABM2 = 29.8 dB

ABM1 comp = 2.41 dB A/m

Location: -9, 1.2, 3.7 mm



0 dB = 1.00A/m

**#07 T-Coil\_GSM1900\_Ch661\_Sample1\_Battery3\_Radial 2 (Y)**

**DUT: 121019**

Communication System: PCS; Frequency: 1880 MHz; Duty Cycle: 1:8.3

Medium: Air Medium parameters used:  $\sigma = 0$  mho/m,  $\epsilon_r = 1$ ;  $\rho = 1$  kg/m<sup>3</sup>

Ambient Temperature : 22.7 °C

**DASY4 Configuration:**

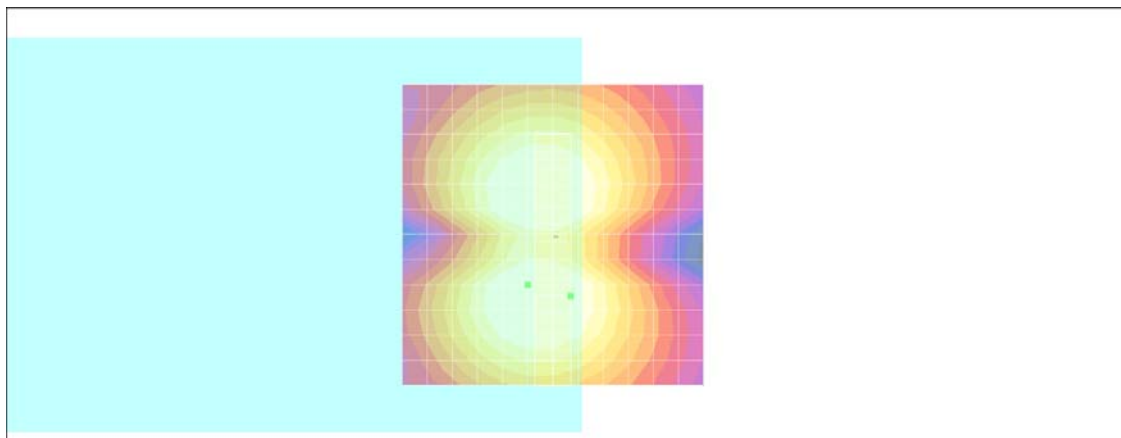
- Probe: AM1DV2 - 1038; ; Calibrated: 2011/1/18
- Sensor-Surface: 0mm (Fix Surface)
- Electronics: DAE3 Sn577; Calibrated: 2011/1/13
- Phantom: HAC Test Arch with AMCC; Type: SD HAC P01 BA;
- Measurement SW: DASY4, V4.7 Build 80; Postprocessing SW: SEMCAD, V1.8 Build 186

**Scans/y (transversal) fine 3mm 6 x 42/ABM SNR(x,y,z) (3x15x1):**

ABM1/ABM2 = 34.3 dB

ABM1 comp = 2.08 dB A/m

Location: -3, 10.2, 3.7 mm



0 dB = 1.00A/m

**#08 T-Coil\_GSM1900\_Ch810\_Sample1\_Battery3\_Axial (Z)**

**DUT: 121019**

Communication System: PCS; Frequency: 1909.8 MHz; Duty Cycle: 1:8.3

Medium: Air Medium parameters used:  $\sigma = 0$  mho/m,  $\epsilon_r = 1$ ;  $\rho = 1$  kg/m<sup>3</sup>

Ambient Temperature : 22.3 °C

**DASY4 Configuration:**

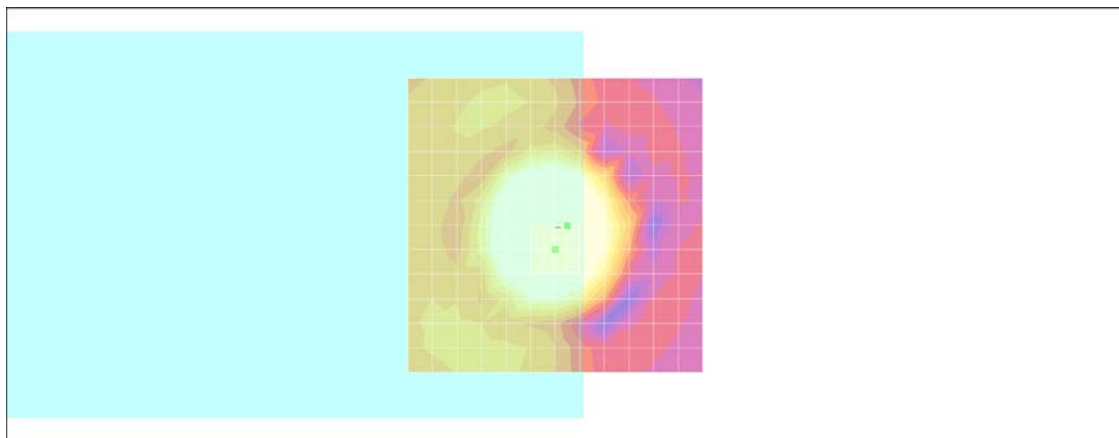
- Probe: AM1DV2 - 1038; ; Calibrated: 2011/1/18
- Sensor-Surface: 0mm (Fix Surface)
- Electronics: DAE3 Sn577; Calibrated: 2011/1/13
- Phantom: HAC Test Arch with AMCC; Type: SD HAC P01 BA;
- Measurement SW: DASY4, V4.7 Build 80; Postprocessing SW: SEMCAD, V1.8 Build 186

**Scans/z (axial) fine 2mm 8 x 8/ABM SNR(x,y,z) (5x5x1):**

ABM1/ABM2 = 34.0 dB

ABM1 comp = 10.6 dB A/m

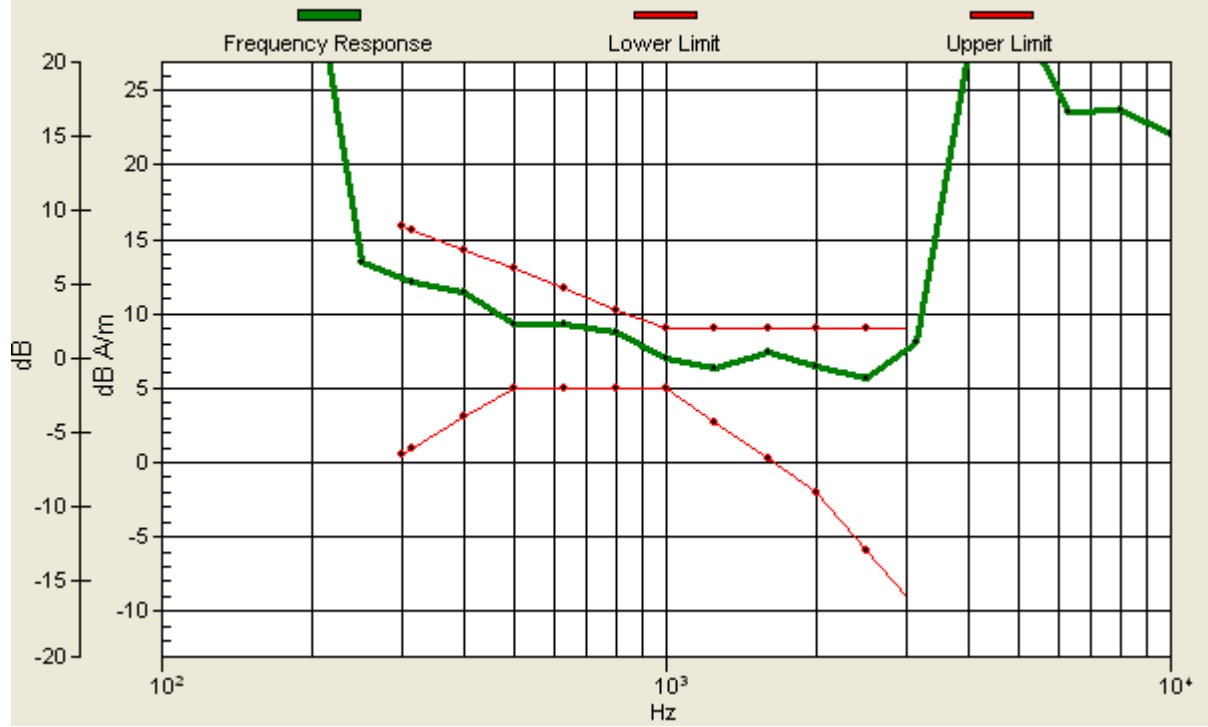
Location: -2, 0.2, 3.7 mm



0 dB = 1.00A/m

# Scans/z (axial) wideband at best S/N/ABM Freq Resp(x,y,z,f)

Loc: -2, 0.2, 3.7 mm Diff: 1.46dB



**#08 T-Coil\_GSM1900\_Ch810\_Sample1\_Battery3\_Radial 1 (X)**

**DUT: 121019**

Communication System: PCS; Frequency: 1909.8 MHz; Duty Cycle: 1:8.3

Medium: Air Medium parameters used:  $\sigma = 0$  mho/m,  $\epsilon_r = 1$ ;  $\rho = 1$  kg/m<sup>3</sup>

Ambient Temperature : 22.3 °C

**DASY4 Configuration:**

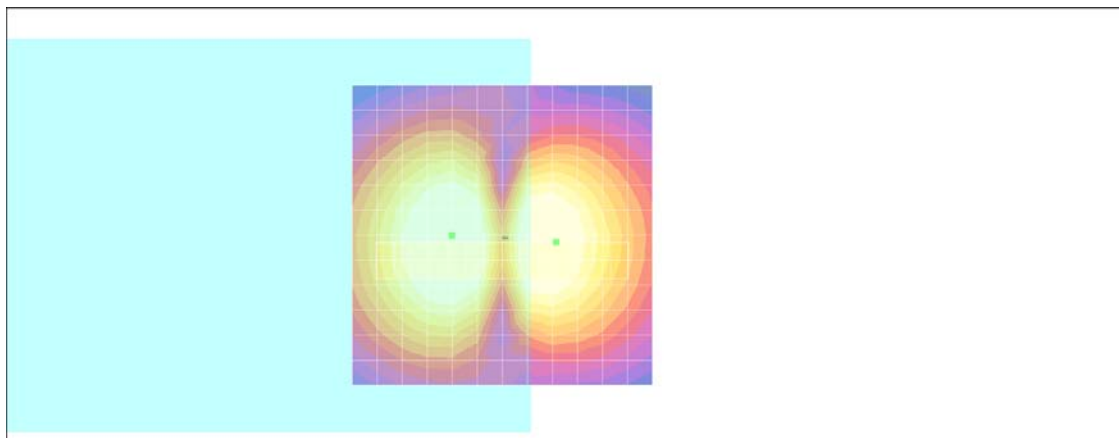
- Probe: AM1DV2 - 1038; ; Calibrated: 2011/1/18
- Sensor-Surface: 0mm (Fix Surface)
- Electronics: DAE3 Sn577; Calibrated: 2011/1/13
- Phantom: HAC Test Arch with AMCC; Type: SD HAC P01 BA;
- Measurement SW: DASY4, V4.7 Build 80; Postprocessing SW: SEMCAD, V1.8 Build 186

**Scans/x (longitudinal) fine 3mm 42 x 6/ABM SNR(x,y,z) (15x3x1):**

ABM1/ABM2 = 29.7 dB

ABM1 comp = 2.43 dB A/m

Location: -9, 1.2, 3.7 mm



0 dB = 1.00A/m

**#08 T-Coil\_GSM1900\_Ch810\_Sample1\_Battery3\_Radial 2 (Y)**

**DUT: 121019**

Communication System: PCS; Frequency: 1909.8 MHz; Duty Cycle: 1:8.3

Medium: Air Medium parameters used:  $\sigma = 0$  mho/m,  $\epsilon_r = 1$ ;  $\rho = 1$  kg/m<sup>3</sup>

Ambient Temperature : 22.8 °C

**DASY4 Configuration:**

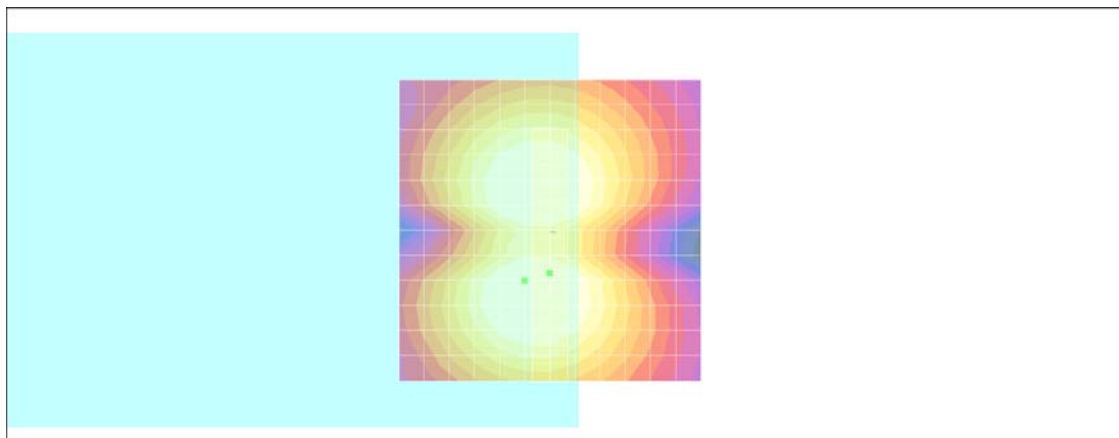
- Probe: AM1DV2 - 1038; ; Calibrated: 2011/1/18
- Sensor-Surface: 0mm (Fix Surface)
- Electronics: DAE3 Sn577; Calibrated: 2011/1/13
- Phantom: HAC Test Arch with AMCC; Type: SD HAC P01 BA;
- Measurement SW: DASY4, V4.7 Build 80; Postprocessing SW: SEMCAD, V1.8 Build 186

**Scans/y (transversal) fine 3mm 6 x 42/ABM SNR(x,y,z) (3x15x1):**

ABM1/ABM2 = 34.6 dB

ABM1 comp = 2.97 dB A/m

Location: 0, 7.2, 3.7 mm



0 dB = 1.00A/m



**#09 T-Coil\_WCDMA IV\_Voice\_Ch1312\_Sample1\_Battery3\_Axial (Z)**

**DUT: 121019**

Communication System: WCDMA; Frequency: 1712.4 MHz; Duty Cycle: 1:1

Medium: Air Medium parameters used:  $\sigma = 0$  mho/m,  $\epsilon_r = 1$ ;  $\rho = 1$  kg/m<sup>3</sup>

Ambient Temperature : 22.7 °C

**DASY4 Configuration:**

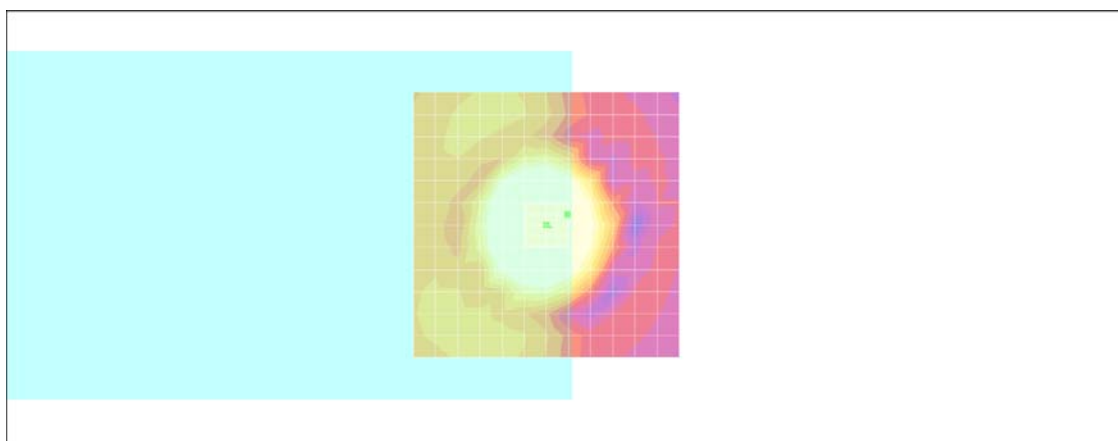
- Probe: AM1DV2 - 1038; ; Calibrated: 2011/1/18
- Sensor-Surface: 0mm (Fix Surface)
- Electronics: DAE3 Sn577; Calibrated: 2011/1/13
- Phantom: HAC Test Arch with AMCC; Type: SD HAC P01 BA;
- Measurement SW: DASY4, V4.7 Build 80; Postprocessing SW: SEMCAD, V1.8 Build 186

**Scans/z (axial) fine 2mm 8 x 8/ABM SNR(x,y,z) (5x5x1):**

ABM1/ABM2 = 36.2 dB

ABM1 comp = 7.42 dB A/m

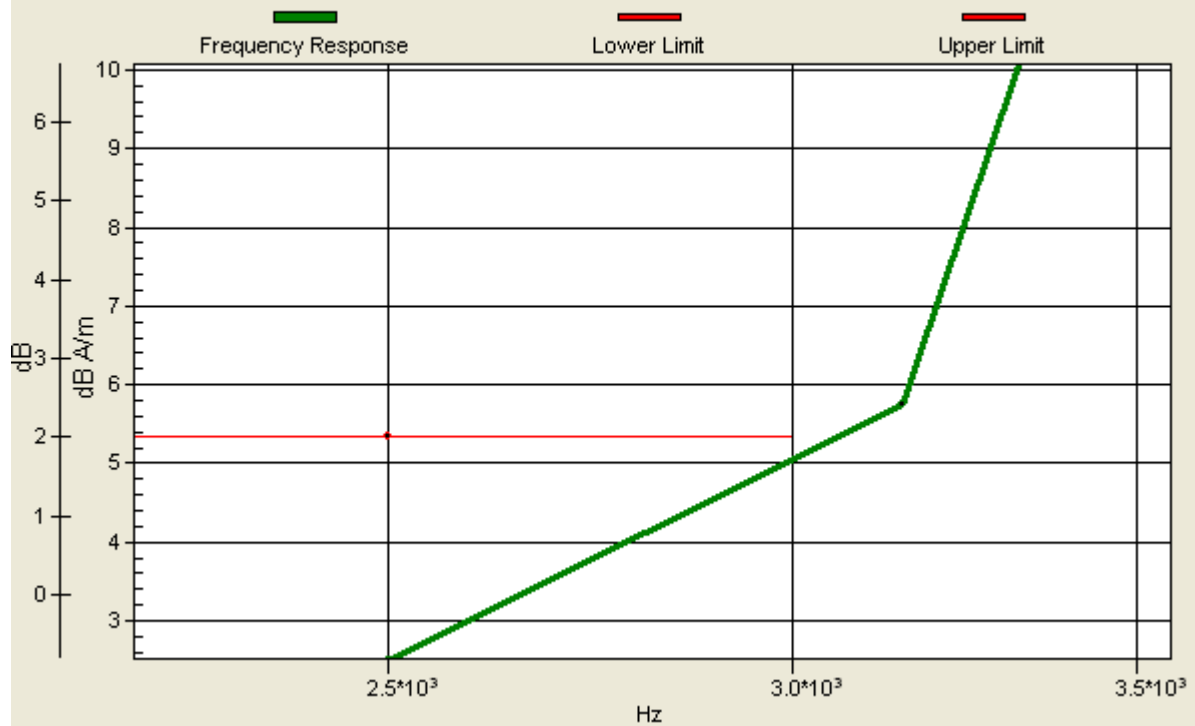
Location: -4, -2, 3.7 mm



0 dB = 1.00A/m

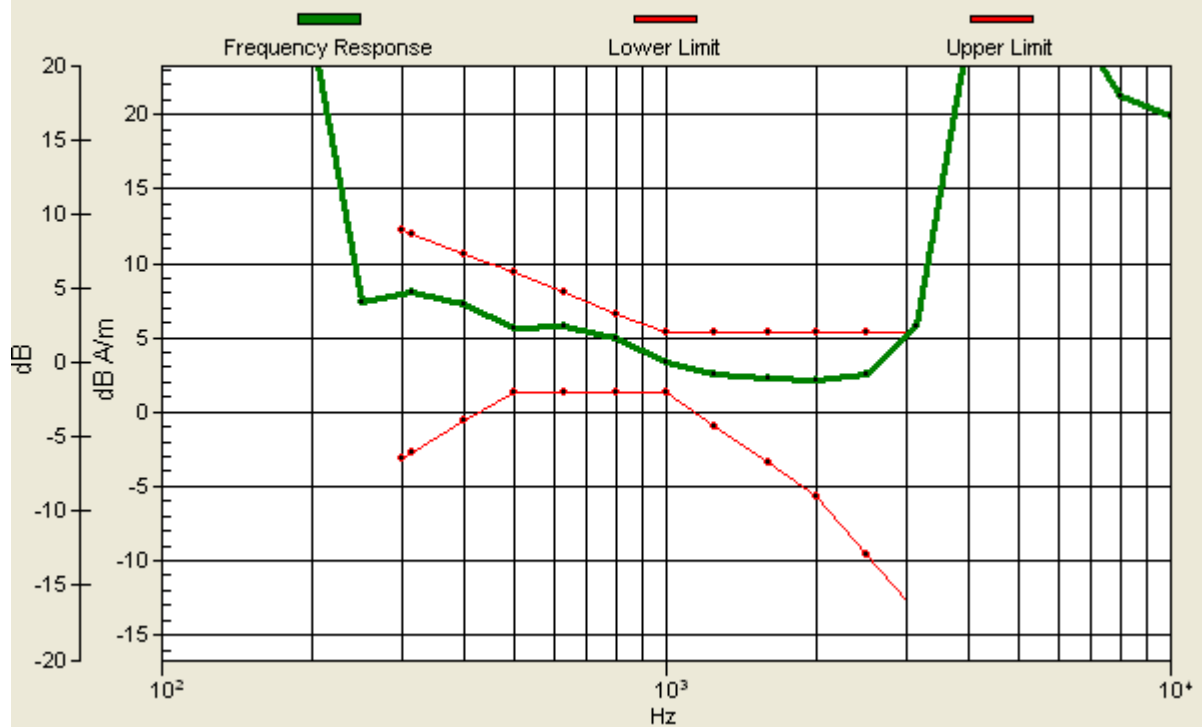
### Scans/z (axial) wideband at best S/N/ABM Freq Resp(x,y,z,f)

Loc: -4, -2, 3.7 mm Diff: 0.33dB



### Scans/z (axial) wideband at best S/N/ABM Freq Resp(x,y,z,f)

Loc: -4, -2, 3.7 mm Diff: 0.33dB



**#09 T-Coil\_WCDMA IV\_Voice\_Ch1312\_Sample1\_Battery3\_Radial 1 (X)**

**DUT: 121019**

Communication System: WCDMA; Frequency: 1712.4 MHz; Duty Cycle: 1:1

Medium: Air Medium parameters used:  $\sigma = 0$  mho/m,  $\epsilon_r = 1$ ;  $\rho = 1$  kg/m<sup>3</sup>

Ambient Temperature : 22.3 °C

DASY4 Configuration:

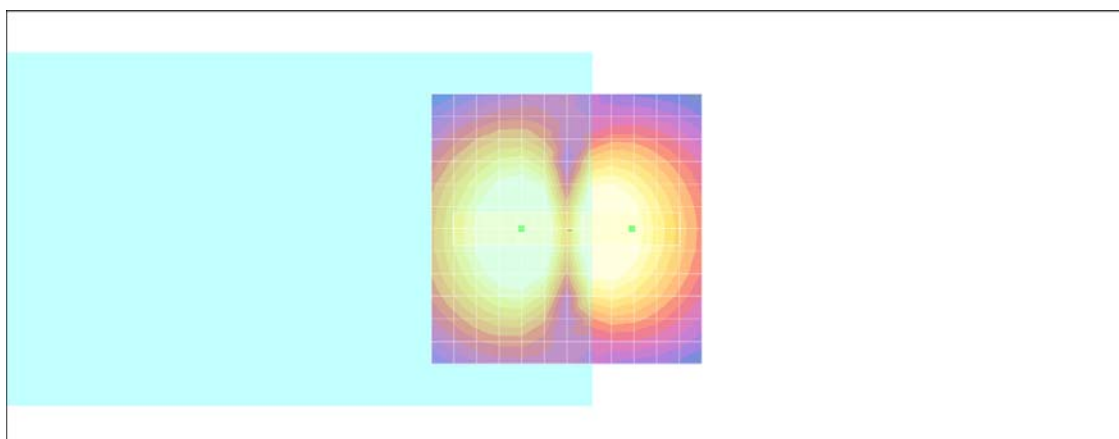
- Probe: AM1DV2 - 1038; ; Calibrated: 2011/1/18
- Sensor-Surface: 0mm (Fix Surface)
- Electronics: DAE3 Sn577; Calibrated: 2011/1/13
- Phantom: HAC Test Arch with AMCC; Type: SD HAC P01 BA;
- Measurement SW: DASY4, V4.7 Build 80; Postprocessing SW: SEMCAD, V1.8 Build 186

**Scans/x (longitudinal) fine 3mm 42 x 6/ABM SNR(x,y,z) (15x3x1):**

ABM1/ABM2 = 36.2 dB

ABM1 comp = 0.052 dB A/m

Location: -12, 0, 3.7 mm



0 dB = 1.00A/m

**#09 T-Coil\_WCDMA IV\_Voice\_Ch1312\_Sample1\_Battery3\_Radial 2 (Y)**

**DUT: 121019**

Communication System: WCDMA; Frequency: 1712.4 MHz; Duty Cycle: 1:1

Medium: Air Medium parameters used:  $\sigma = 0$  mho/m,  $\epsilon_r = 1$ ;  $\rho = 1$  kg/m<sup>3</sup>

Ambient Temperature : 22.7 °C

**DASY4 Configuration:**

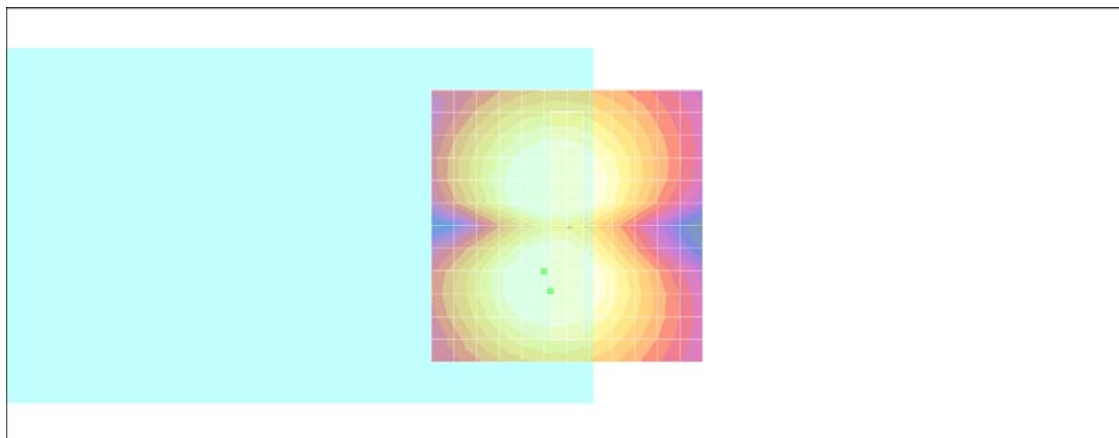
- Probe: AM1DV2 - 1038; ; Calibrated: 2011/1/18
- Sensor-Surface: 0mm (Fix Surface)
- Electronics: DAE3 Sn577; Calibrated: 2011/1/13
- Phantom: HAC Test Arch with AMCC; Type: SD HAC P01 BA;
- Measurement SW: DASY4, V4.7 Build 80; Postprocessing SW: SEMCAD, V1.8 Build 186

**Scans/y (transversal) fine 3mm 6 x 42/ABM SNR(x,y,z) (3x15x1):**

ABM1/ABM2 = 35.9 dB

ABM1 comp = 4.09 dB A/m

Location: 3, 12, 3.7 mm



0 dB = 1.00A/m

**#10 T-Coil\_WCDMA IV\_Voice\_Ch1413\_Sample1\_Battery3\_Axial (Z)**

**DUT: 121019**

Communication System: WCDMA; Frequency: 1732.6 MHz; Duty Cycle: 1:1

Medium: Air Medium parameters used:  $\sigma = 0$  mho/m,  $\epsilon_r = 1$ ;  $\rho = 1$  kg/m<sup>3</sup>

Ambient Temperature : 22.6 °C

DASY4 Configuration:

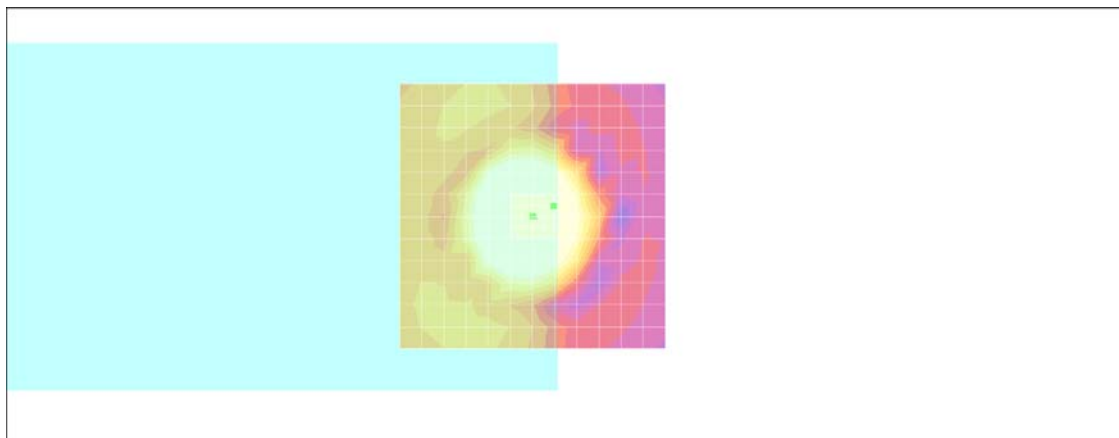
- Probe: AM1DV2 - 1038; ; Calibrated: 2011/1/18
- Sensor-Surface: 0mm (Fix Surface)
- Electronics: DAE3 Sn577; Calibrated: 2011/1/13
- Phantom: HAC Test Arch with AMCC; Type: SD HAC P01 BA;
- Measurement SW: DASY4, V4.7 Build 80; Postprocessing SW: SEMCAD, V1.8 Build 186

**Scans/z (axial) fine 2mm 8 x 8/ABM SNR(x,y,z) (5x5x1):**

ABM1/ABM2 = 36.2 dB

ABM1 comp = 7.56 dB A/m

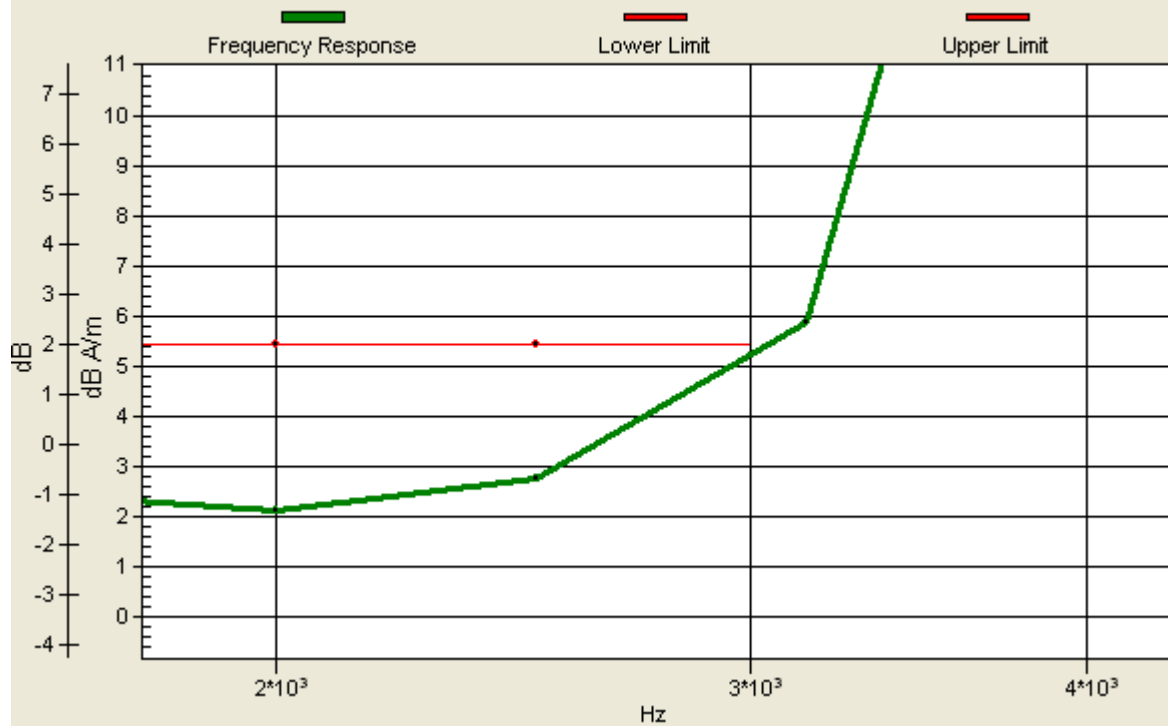
Location: -4, -2, 3.7 mm



0 dB = 1.00A/m

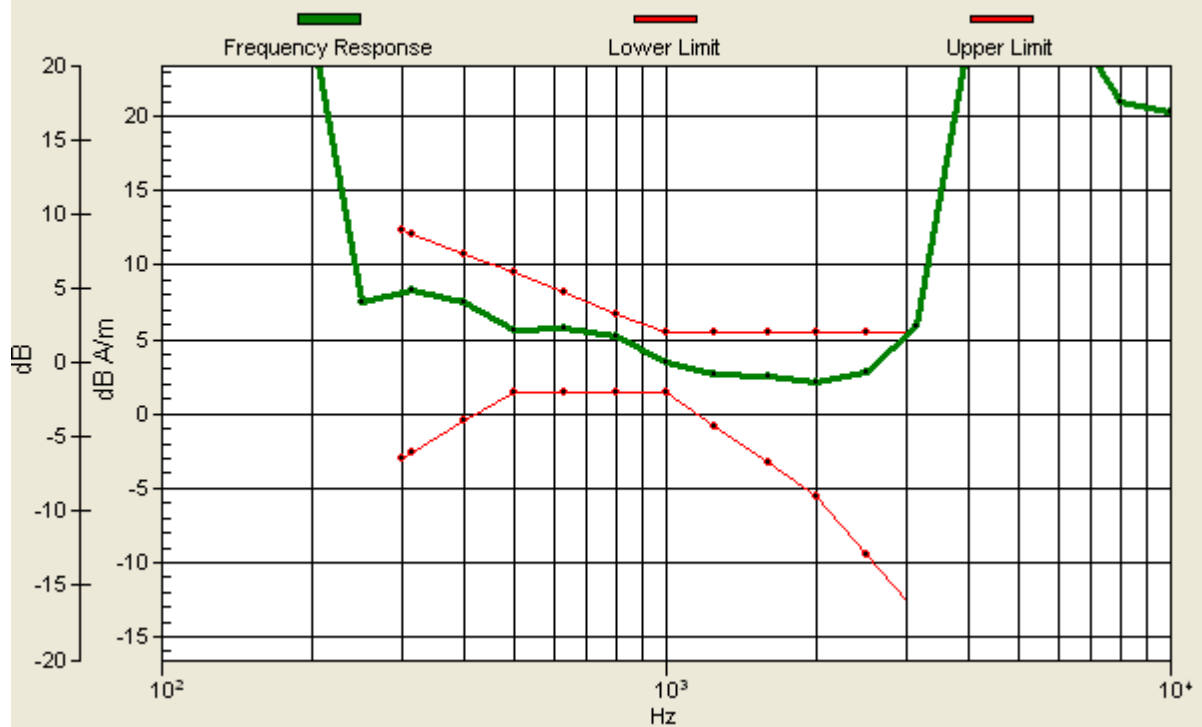
### Scans/z (axial) wideband at best S/N/ABM Freq Resp(x,y,z,f)

Loc: -4, -2, 3.7 mm Diff: 0.31dB



### Scans/z (axial) wideband at best S/N/ABM Freq Resp(x,y,z,f)

Loc: -4, -2, 3.7 mm Diff: 0.31dB



**#10 T-Coil\_WCDMA IV\_Voice\_Ch1413\_Sample1\_Battery3\_Radial 1 (X)**

**DUT: 121019**

Communication System: WCDMA; Frequency: 1732.6 MHz; Duty Cycle: 1:1

Medium: Air Medium parameters used:  $\sigma = 0$  mho/m,  $\epsilon_r = 1$ ;  $\rho = 1$  kg/m<sup>3</sup>

Ambient Temperature : 22.6 °C

DASY4 Configuration:

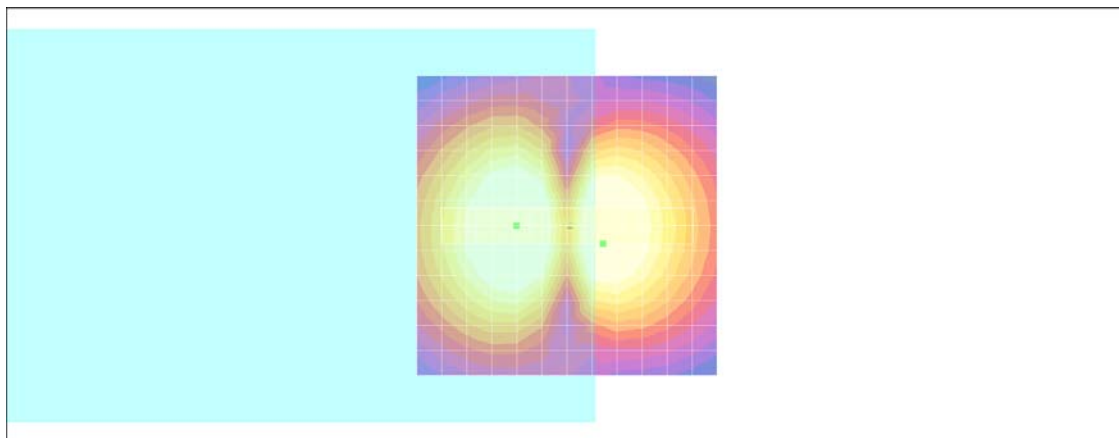
- Probe: AM1DV2 - 1038; ; Calibrated: 2011/1/18
- Sensor-Surface: 0mm (Fix Surface)
- Electronics: DAE3 Sn577; Calibrated: 2011/1/13
- Phantom: HAC Test Arch with AMCC; Type: SD HAC P01 BA;
- Measurement SW: DASY4, V4.7 Build 80; Postprocessing SW: SEMCAD, V1.8 Build 186

**Scans/x (longitudinal) fine 3mm 42 x 6/ABM SNR(x,y,z) (15x3x1):**

ABM1/ABM2 = 36.1 dB

ABM1 comp = 3.59 dB A/m

Location: -6, 3, 3.7 mm



0 dB = 1.00A/m

## #10 T-Coil\_WCDMA IV\_Voice\_Ch1413\_Sample1\_Battery3\_Radial 2 (Y)

### DUT: 121019

Communication System: WCDMA; Frequency: 1732.6 MHz; Duty Cycle: 1:1

Medium: Air Medium parameters used:  $\sigma = 0$  mho/m,  $\epsilon_r = 1$ ;  $\rho = 1$  kg/m<sup>3</sup>

Ambient Temperature : 22.3 °C

#### DASY4 Configuration:

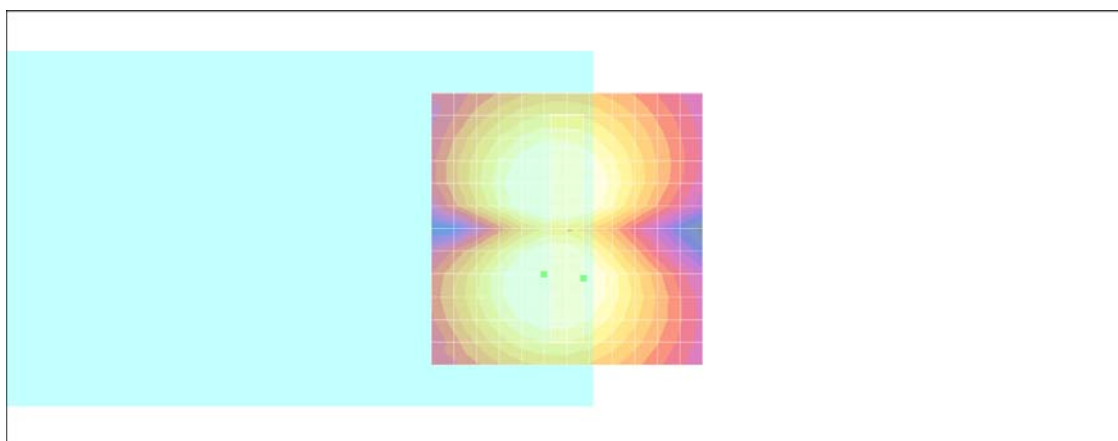
- Probe: AM1DV2 - 1038; ; Calibrated: 2011/1/18
- Sensor-Surface: 0mm (Fix Surface)
- Electronics: DAE3 Sn577; Calibrated: 2011/1/13
- Phantom: HAC Test Arch with AMCC; Type: SD HAC P01 BA;
- Measurement SW: DASY4, V4.7 Build 80; Postprocessing SW: SEMCAD, V1.8 Build 186

### Scans/y (transversal) fine 3mm 6 x 42/ABM SNR(x,y,z) (3x15x1):

ABM1/ABM2 = 35.9 dB

ABM1 comp = 2.48 dB A/m

Location: -3, 9, 3.7 mm



0 dB = 1.00A/m



## #11 T-Coil\_WCDMA IV\_Voice\_Ch1513\_Sample1\_Battery3\_Axial (Z)

### DUT: 121019

Communication System: WCDMA; Frequency: 1752.6 MHz; Duty Cycle: 1:1

Medium: Air Medium parameters used:  $\sigma = 0$  mho/m,  $\epsilon_r = 1$ ;  $\rho = 1$  kg/m<sup>3</sup>

Ambient Temperature : 22.6 °C

#### DASY4 Configuration:

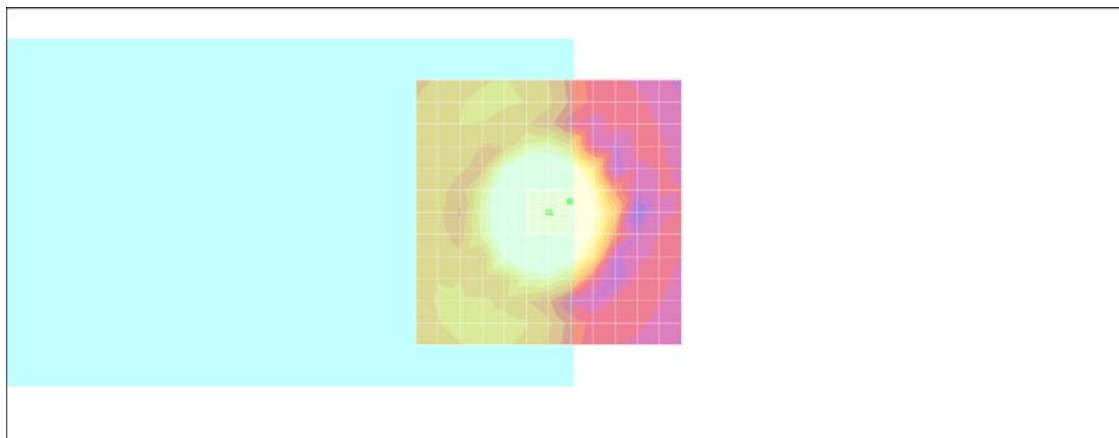
- Probe: AM1DV2 - 1038; ; Calibrated: 2011/1/18
- Sensor-Surface: 0mm (Fix Surface)
- Electronics: DAE3 Sn577; Calibrated: 2011/1/13
- Phantom: HAC Test Arch with AMCC; Type: SD HAC P01 BA;
- Measurement SW: DASY4, V4.7 Build 80; Postprocessing SW: SEMCAD, V1.8 Build 186

### Scans/z (axial) fine 2mm 8 x 8/ABM SNR(x,y,z) (5x5x1):

ABM1/ABM2 = 36.2 dB

ABM1 comp = 7.71 dB A/m

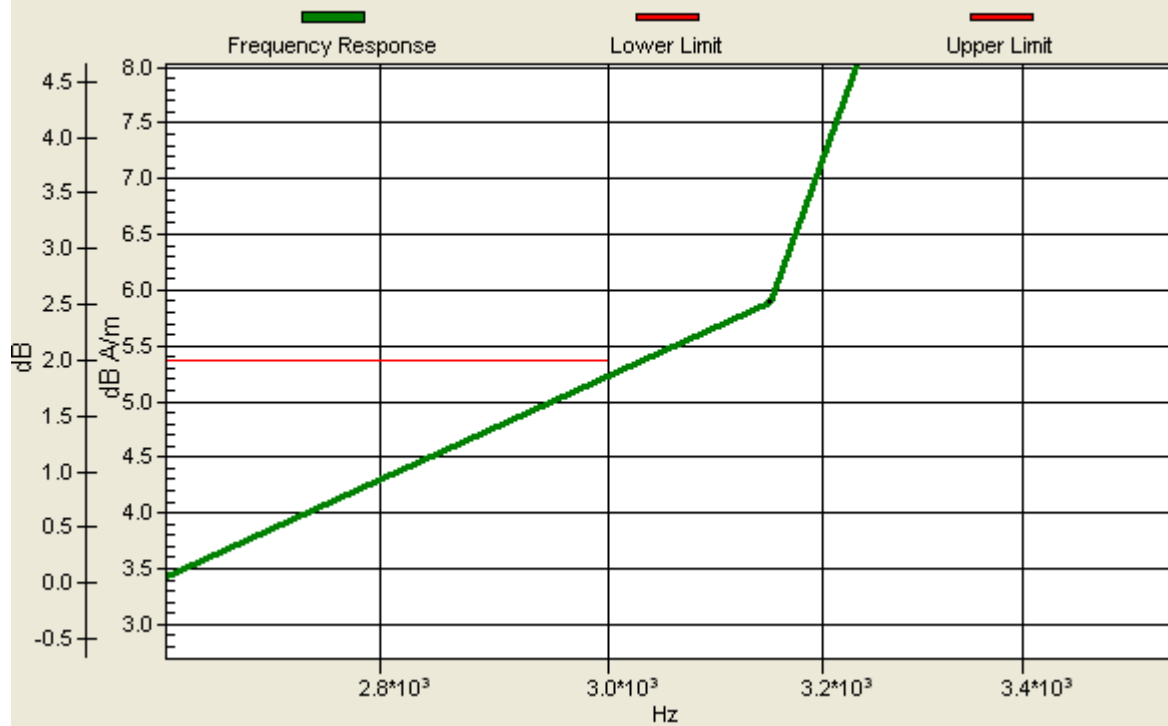
Location: -4, -2, 3.7 mm



0 dB = 1.00A/m

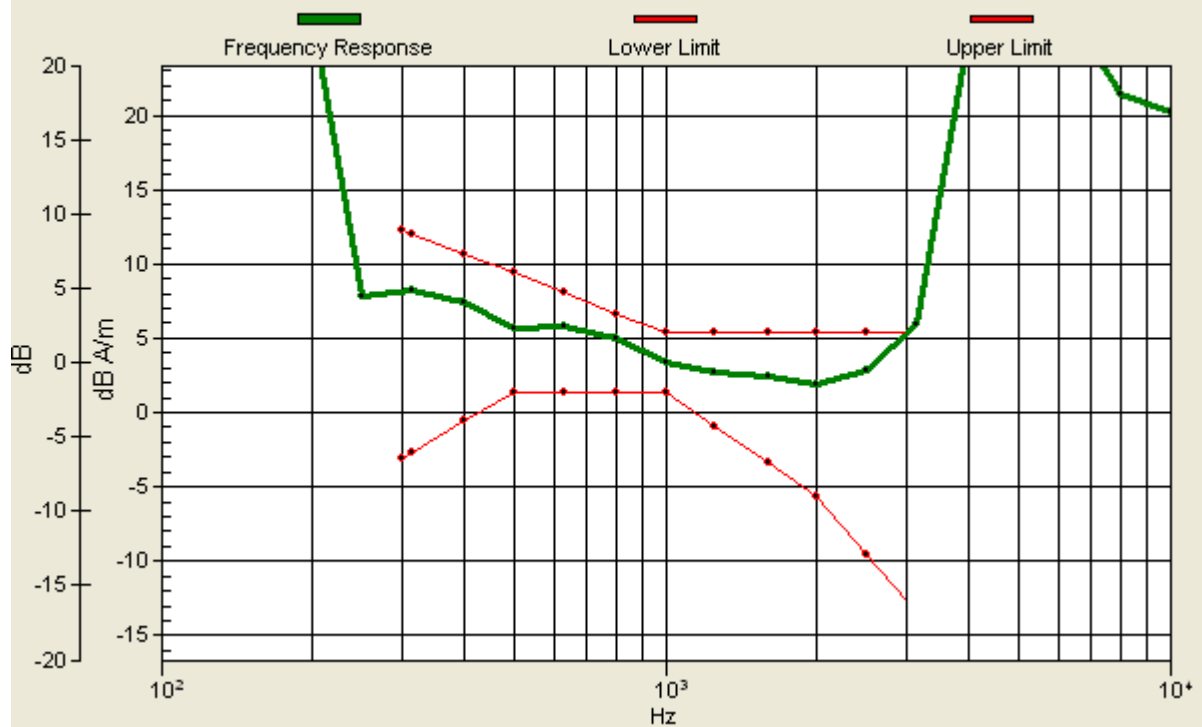
### Scans/z (axial) wideband at best S/N/ABM Freq Resp(x,y,z,f)

Loc: -4, -2, 3.7 mm Diff: 0.19dB



### Scans/z (axial) wideband at best S/N/ABM Freq Resp(x,y,z,f)

Loc: -4, -2, 3.7 mm Diff: 0.19dB



**#11 T-Coil\_WCDMA IV\_Voice\_Ch1513\_Sample1\_Battery3\_Radial 1 (X)**

**DUT: 121019**

Communication System: WCDMA; Frequency: 1752.6 MHz; Duty Cycle: 1:1

Medium: Air Medium parameters used:  $\sigma = 0$  mho/m,  $\epsilon_r = 1$ ;  $\rho = 1$  kg/m<sup>3</sup>

Ambient Temperature : 22.8 °C

DASY4 Configuration:

- Probe: AM1DV2 - 1038; ; Calibrated: 2011/1/18

- Sensor-Surface: 0mm (Fix Surface)

- Electronics: DAE3 Sn577; Calibrated: 2011/1/13

- Phantom: HAC Test Arch with AMCC; Type: SD HAC P01 BA;

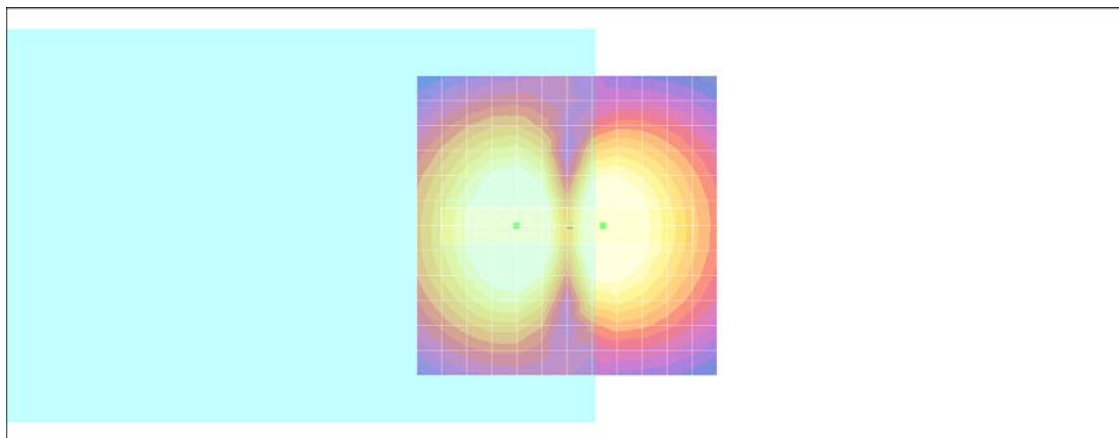
- Measurement SW: DASY4, V4.7 Build 80; Postprocessing SW: SEMCAD, V1.8 Build 186

**Scans/x (longitudinal) fine 3mm 42 x 6/ABM SNR(x,y,z) (15x3x1):**

ABM1/ABM2 = 36.1 dB

ABM1 comp = 3.81 dB A/m

Location: -6, 0, 3.7 mm



0 dB = 1.00A/m

## #11 T-Coil\_WCDMA IV\_Voice\_Ch1513\_Sample1\_Battery3\_Radial 2 (Y)

### DUT: 121019

Communication System: WCDMA; Frequency: 1752.6 MHz; Duty Cycle: 1:1

Medium: Air Medium parameters used:  $\sigma = 0$  mho/m,  $\epsilon_r = 1$ ;  $\rho = 1$  kg/m<sup>3</sup>

Ambient Temperature : 22.5 °C

DASY4 Configuration:

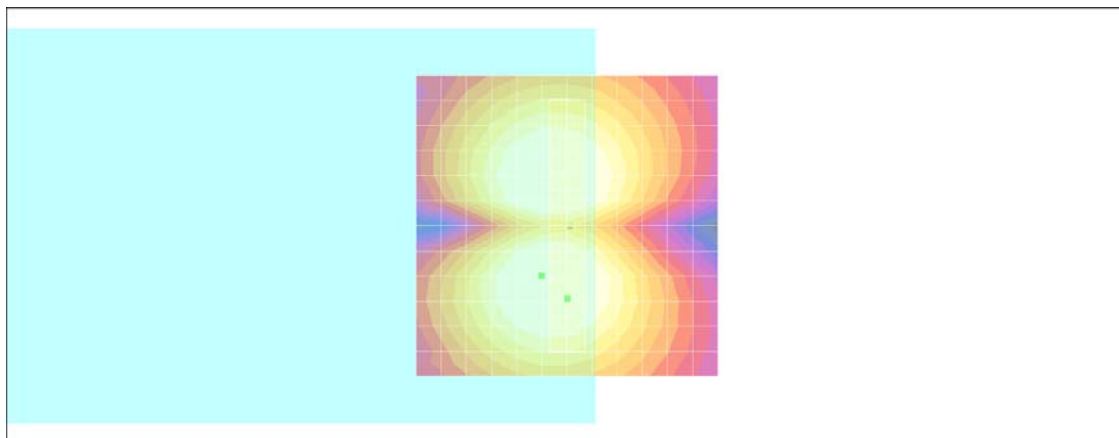
- Probe: AM1DV2 - 1038; ; Calibrated: 2011/1/18
- Sensor-Surface: 0mm (Fix Surface)
- Electronics: DAE3 Sn577; Calibrated: 2011/1/13
- Phantom: HAC Test Arch with AMCC; Type: SD HAC P01 BA;
- Measurement SW: DASY4, V4.7 Build 80; Postprocessing SW: SEMCAD, V1.8 Build 186

### Scans/y (transversal) fine 3mm 6 x 42/ABM SNR(x,y,z) (3x15x1):

ABM1/ABM2 = 35.9 dB

ABM1 comp = 3.61 dB A/m

Location: 0, 12, 3.7 mm



0 dB = 1.00A/m