


Specifications

Receive operational frequency	100KHz -200KHz
Supply charging voltage	5V \pm 0.2V to the battery charging subsystem.
Charging current	500mA
Operating temperature range	-2°C to 60°C
Integrated charge current	2.5W output
Applications	Smart phone Wireless Power Applications for product FCC ID NM8PG32100

*This phone accessory features RX charging only.

Wireless Charging Battery Cover (BRC 550) Quick guide



htc
quietly brilliant

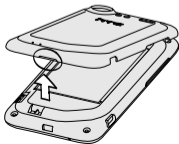
Wireless charging for your phone

The Wireless charging battery cover (BRC 550) for Droid Incredible 2 lets you conveniently charge your phone's battery on a compatible wireless charging mat (sold separately, please contact your service provider or retail store for purchasing details).

Note Avoid twisting or bending both your phone's original back cover and wireless charging battery cover.

Removing the original back cover from your phone

1. With the phone switched off, hold your phone securely with the front facing down.
2. Starting from the small opening at the bottom of the phone, lift the back cover and remove it completely.



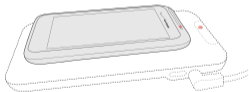
Connecting the wireless charging battery cover to your phone

1. Align the wireless charging battery cover onto the phone's top panel.
2. Press all sides of the battery cover towards the phone.

You'll hear clicks when the small tabs underneath the battery cover are locked in place.

Charging the battery

After you've installed the wireless charging battery cover, you can start charging your phone using a compatible wireless charging mat.



As the battery is being charged, the notification LED shows a solid orange light. The light turns to solid green when the battery is fully charged.

(Contact your service provider or retail store for a list of supported accessories for wireless charging.)

- BRC550 is compatible with charging mats operating in 100 KHz ~ 200 KHz sold in retail stores.