


Appendix D. Test Setup Photos


<Phone + Extend Battery + Extend Battery Cover>




Right Cheek




Right Tilted




Left Cheek




Left Tilted



Front Face of the DUT with Phantom 1 cm Gap
(DUT without Earphone)



Rear Face of the DUT with Phantom 1 cm Gap
(DUT without Earphone)



Rear Face of the DUT with Phantom 1 cm Gap
(DUT with Earphone)



Right Side of the DUT with Phantom 1 cm Gap
(DUT without Earphone)



Left Side of the DUT with Phantom 1 cm Gap
(DUT without Earphone)




Top Side of the DUT with Phantom 1 cm Gap
(DUT without Earphone)




Bottom Side of the DUT with Phantom 1 cm Gap
(DUT without Earphone)


<Phone + Wireless Changing Cover>




Right Cheek




Right Tilted




Left Cheek




Left Tilted



Front Face of the DUT with Phantom 1 cm Gap
(DUT without Earphone)



Rear Face of the DUT with Phantom 1 cm Gap
(DUT without Earphone)



Rear Face of the DUT with Phantom 1 cm Gap
(DUT with Earphone)



Right Side of the DUT with Phantom 1 cm Gap
(DUT without Earphone)



Left Side of the DUT with Phantom 1 cm Gap
(DUT without Earphone)



Top Side of the DUT with Phantom 1 cm Gap
(DUT without Earphone)



Bottom Side of the DUT with Phantom 1 cm Gap
(DUT without Earphone)