

# HAC\_E\_Dipole\_835\_101030

## DUT: Dipole 835 MHz

Communication System: CW; Frequency: 835 MHz; Duty Cycle: 1:1

Medium: Air Medium parameters used:  $\sigma = 0$  mho/m,  $\epsilon_r = 1$ ;  $\rho = 1000$  kg/m<sup>3</sup>

Ambient Temperature : 22.6 °C

### DASY4 Configuration:

- Probe: ER3DV6 - SN2358; ConvF(1, 1, 1); Calibrated: 2010/1/22

- Sensor-Surface: (Fix Surface)

- Electronics: DAE3 Sn577; Calibrated: 2010/8/18

- Phantom: HAC Test Arch with AMCC; Type: SD HAC P01 BA;

- Measurement SW: DASY4, V4.7 Build 80; Postprocessing SW: SEMCAD, V1.8 Build 186

## E Scan - measurement distance from the probe sensor center to CD835 Dipole = 10mm/Hearing Aid Compatibility Test (41x361x1):

Measurement grid: dx=5mm, dy=5mm

Maximum value of peak Total field = 179.5 V/m

Probe Modulation Factor = 1.00

Reference Value = 130.1 V/m; Power Drift = -0.015 dB

Average Value of Total =  $(179.5 + 176.0) / 2 = 177.75$  V/m

Peak E-field in V/m

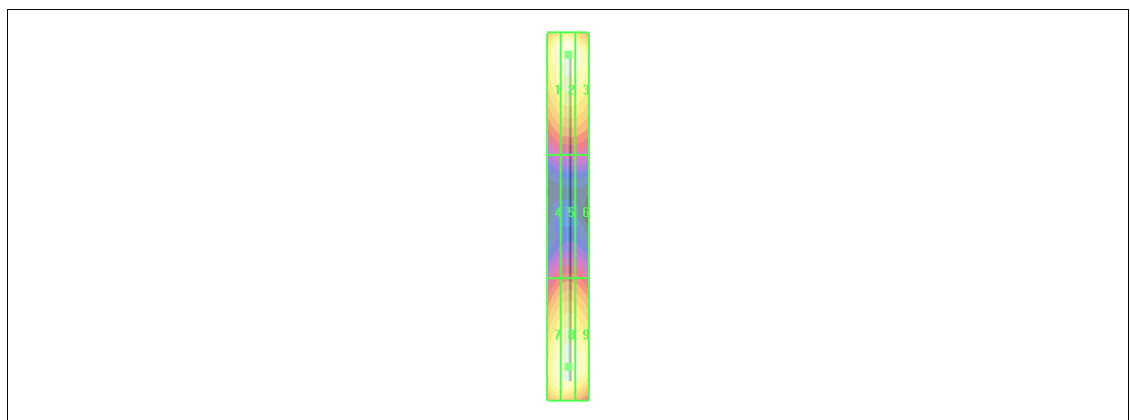
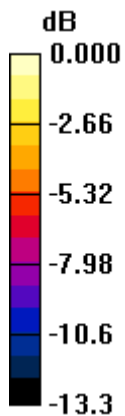
Grid 1 <b>173.4 M4</b>	Grid 2 <b>179.5 M4</b>	Grid 3 <b>174.1 M4</b>
Grid 4 <b>90.1 M4</b>	Grid 5 <b>93.5 M4</b>	Grid 6 <b>91.4 M4</b>
Grid 7 <b>170.1 M4</b>	Grid 8 <b>176.0 M4</b>	Grid 9 <b>170.6 M4</b>

### Cursor:

Total = 179.5 V/m

E Category: M4

Location: 0, -79, 4.7 mm



0 dB = 179.5V/m

### HAC\_E\_Dipole\_1880\_101030

#### DUT: HAC Dipole 1880 MHz

Communication System: CW; Frequency: 1880 MHz; Duty Cycle: 1:1

Medium: Air Medium parameters used:  $\sigma = 0$  mho/m,  $\epsilon_r = 1$ ;  $\rho = 1000$  kg/m<sup>3</sup>

Ambient Temperature : 22.6 °C

#### DASY4 Configuration:

- Probe: ER3DV6 - SN2358; ConvF(1, 1, 1); Calibrated: 2010/1/22
- Sensor-Surface: (Fix Surface)
- Electronics: DAE3 Sn577; Calibrated: 2010/8/18
- Phantom: HAC Test Arch with AMCC; Type: SD HAC P01 BA;
- Measurement SW: DASY4, V4.7 Build 80; Postprocessing SW: SEMCAD, V1.8 Build 186

#### E Scan - measurement distance from the probe sensor center to CD1880 Dipole = 10mm/Hearing Aid Compatibility Test (41x181x1):

Measurement grid: dx=5mm, dy=5mm

Maximum value of peak Total field = 133.1 V/m

Probe Modulation Factor = 1.00

Reference Value = 138.4 V/m; Power Drift = -0.030 dB

Average Value of Total =  $(130.2 + 133.1) / 2 = 131.65$  V/m

Peak E-field in V/m

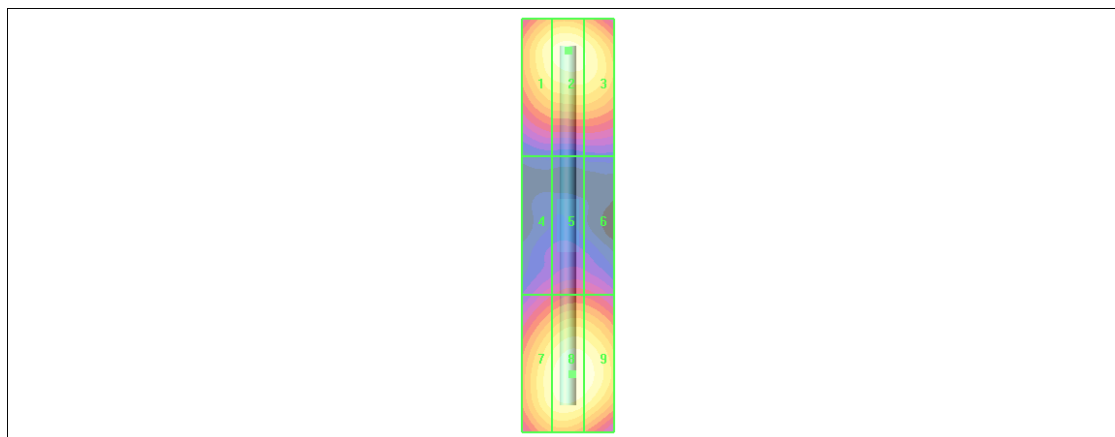
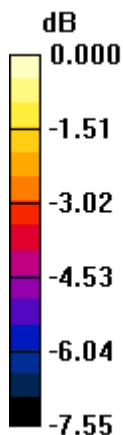
Grid 1 <b>125.9 M2</b>	Grid 2 <b>130.2 M2</b>	Grid 3 <b>126.7 M2</b>
Grid 4 <b>83.3 M3</b>	Grid 5 <b>88.1 M3</b>	Grid 6 <b>87.2 M3</b>
Grid 7 <b>125.7 M2</b>	Grid 8 <b>133.1 M2</b>	Grid 9 <b>131.1 M2</b>

#### Cursor:

Total = 133.1 V/m

E Category: M2

Location: -1, 32.5, 4.7 mm



0 dB = 133.1V/m

# HAC\_H\_Dipole\_835\_101030

## DUT: HAC-Dipole 835 MHz

Communication System: CW; Frequency: 835 MHz; Duty Cycle: 1:1

Medium: Air Medium parameters used:  $\sigma = 0$  mho/m,  $\epsilon_r = 1$ ;  $\rho = 1$  kg/m<sup>3</sup>

Ambient Temperature : 22.6 °C

### DASY4 Configuration:

- Probe: H3DV6 - SN6184; ; Calibrated: 2010/1/22
- Sensor-Surface: (Fix Surface)
- Electronics: DAE3 Sn577; Calibrated: 2010/8/18
- Phantom: HAC Test Arch with AMCC; Type: SD HAC P01 BA;
- Measurement SW: DASY4, V4.7 Build 80; Postprocessing SW: SEMCAD, V1.8 Build 186

"

## H Scan - measurement distance from the probe sensor center to CD835 Dipole = 10mm/Hearing Aid Compatibility Test (41x361x1): Measurement grid: dx=5mm, dy=5mm

Probe Modulation Factor = 1.00

Reference Value = 0.494 A/m; Power Drift = 0.000 dB

**Maximum Value of Total = 0.445 A/m**

Peak H-field in A/m

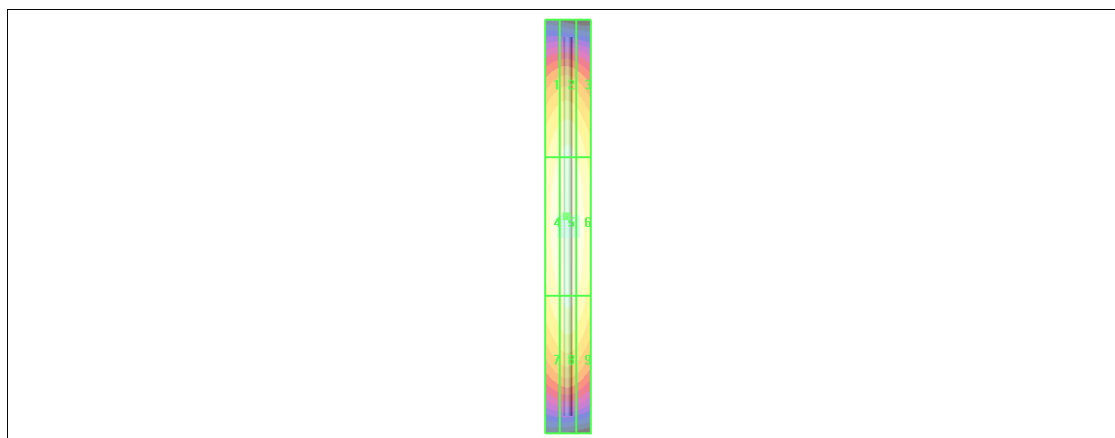
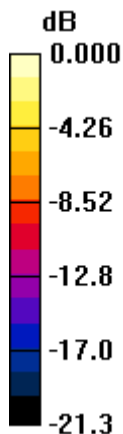
Grid 1 <b>0.385 M4</b>	Grid 2 <b>0.402 M4</b>	Grid 3 <b>0.379 M4</b>
Grid 4 <b>0.426 M4</b>	Grid 5 <b>0.445 M4</b>	Grid 6 <b>0.421 M4</b>
Grid 7 <b>0.379 M4</b>	Grid 8 <b>0.399 M4</b>	Grid 9 <b>0.379 M4</b>

### Cursor:

Total = 0.445 A/m

H Category: M4

Location: 0.5, -4.5, 5.2 mm



0 dB = 0.445A/m

# HAC\_H\_Dipole\_1880\_101030

## DUT: HAC Dipole 1880 MHz

Communication System: CW; Frequency: 1880 MHz; Duty Cycle: 1:1  
 Medium: Air Medium parameters used:  $\sigma = 0$  mho/m,  $\epsilon_r = 1$ ;  $\rho = 1$  kg/m<sup>3</sup>  
 Ambient Temperature : 22.6 °C

### DASY4 Configuration:

- Probe: H3DV6 - SN6184; ; Calibrated: 2010/1/22
- Sensor-Surface: (Fix Surface)
- Electronics: DAE3 Sn577; Calibrated: 2010/8/18
- Phantom: HAC Test Arch with AMCC; Type: SD HAC P01 BA;
- Measurement SW: DASY4, V4.7 Build 80; Postprocessing SW: SEMCAD, V1.8 Build 186

## H Scan - measurement distance from the probe sensor center to CD1880 Dipole = 10mm/Hearing Aid Compatibility Test (41x181x1): Measurement grid: dx=5mm, dy=5mm

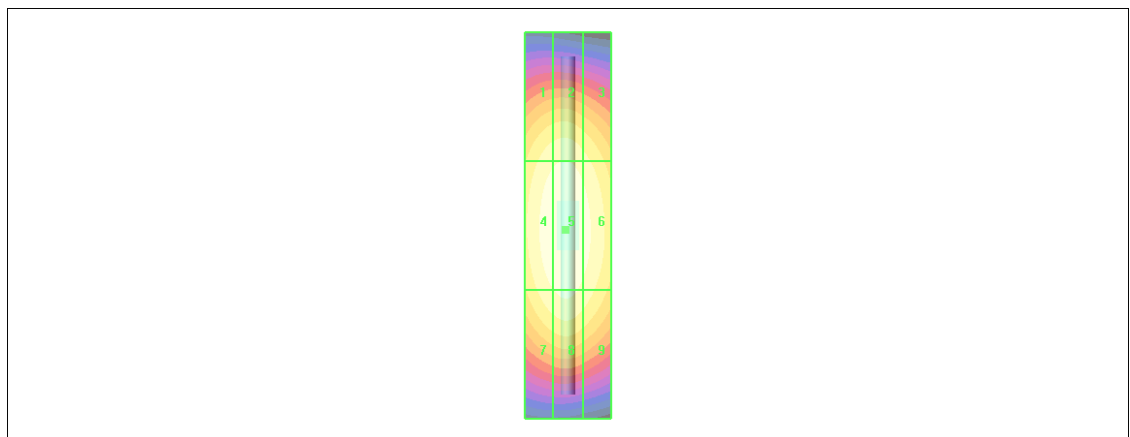
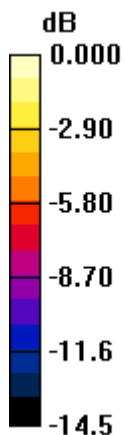
Probe Modulation Factor = 1.00  
 Reference Value = 0.511 A/m; Power Drift = -0.002 dB  
**Maximum Value of Total = 0.465 A/m**

Peak H-field in A/m

Grid 1 <b>0.407 M2</b>	Grid 2 <b>0.417 M2</b>	Grid 3 <b>0.391 M2</b>
Grid 4 <b>0.452 M2</b>	Grid 5 <b>0.465 M2</b>	Grid 6 <b>0.437 M2</b>
Grid 7 <b>0.414 M2</b>	Grid 8 <b>0.430 M2</b>	Grid 9 <b>0.403 M2</b>

### Cursor:

Total = 0.465 A/m  
 H Category: M2  
 Location: 0.5, 1, 5.2 mm



0 dB = 0.465A/m