

### #03 T-Coil\_GSM850\_Voice\_Ch189\_Slide Off\_Battery 2\_Axial (Z)

**DUT: 062328**

Communication System: GSM850; Frequency: 836.4 MHz; Duty Cycle: 1:8.3

Medium: Air Medium parameters used:  $\sigma = 0$  mho/m,  $\epsilon_r = 1$ ;  $\rho = 1$  kg/m<sup>3</sup>

Ambient Temperature : 22.3 °C

DASY4 Configuration:

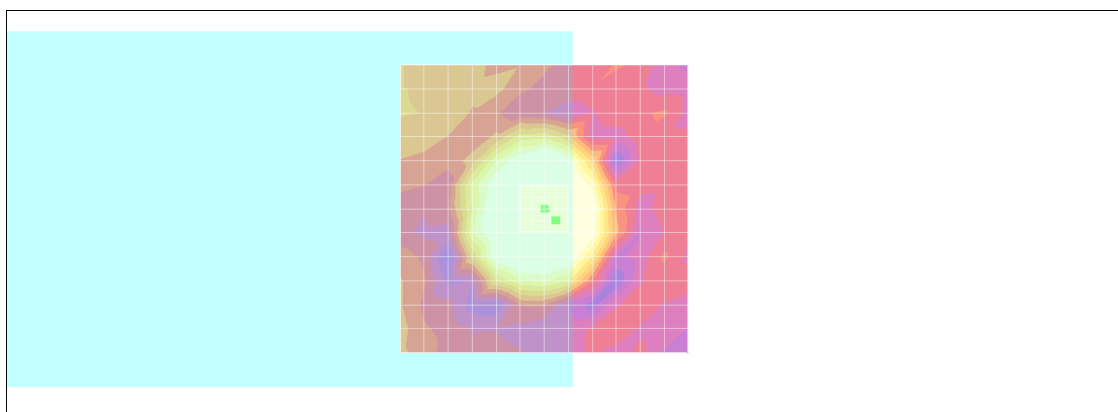
- Probe: AM1DV2 - 1038; ; Calibrated: 2010/1/21
- Sensor-Surface: 0mm (Fix Surface)
- Electronics: DAE3 Sn577; Calibrated: 2009/8/24
- Phantom: HAC Test Arch with AMCC; Type: SD HAC P01 BA;
- Measurement SW: DASY4, V4.7 Build 80; Postprocessing SW: SEMCAD, V1.8 Build 186

#### Scans/z (axial) fine 2mm 8 x 8/ABM SNR(x,y,z) (5x5x1):

ABM1/ABM2 = 29.8 dB

ABM1 comp = 12.0 dB A/m

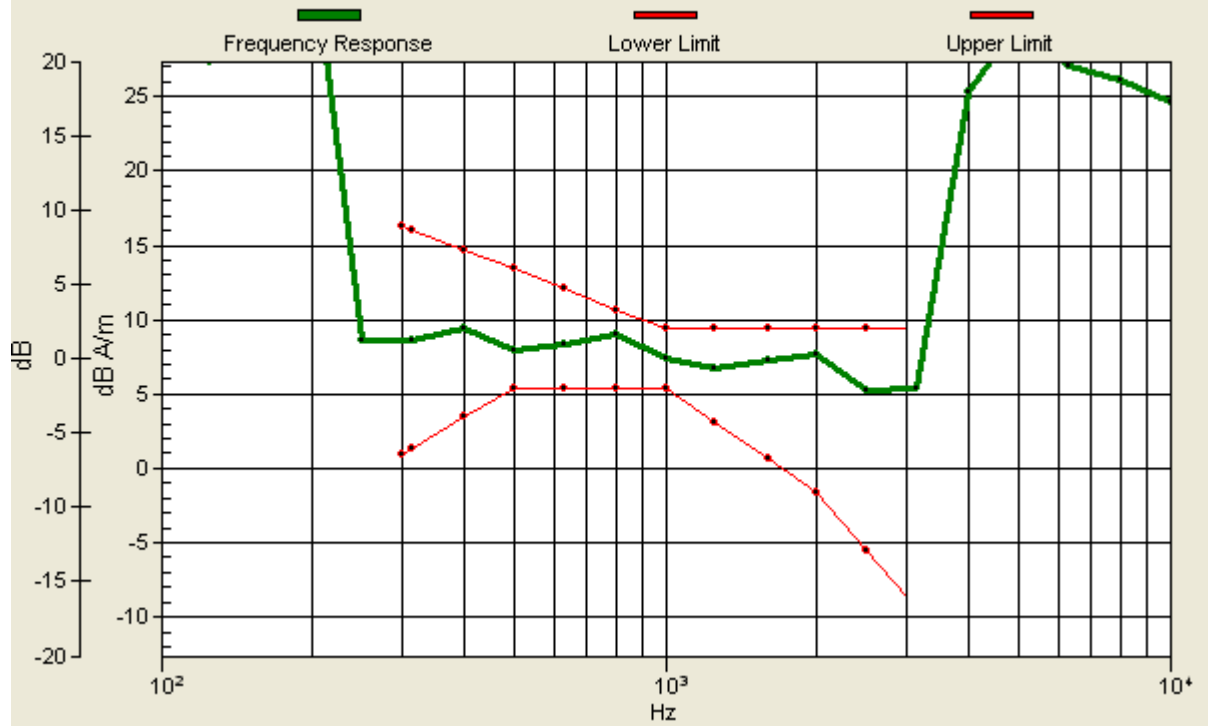
Location: -2, 2, 3.7 mm



0 dB = 1.00A/m

# Scans/z (axial) wideband at best S/N/ABM Freq Resp(x,y,z,f)

Loc: -2, 2, 3.7 mm Diff: 1.72dB



### #03 T-Coil\_GSM850\_Voice\_Ch189\_Slide Off\_Battery 2\_Radial 1 (X)

**DUT: 062328**

Communication System: GSM850; Frequency: 836.4 MHz; Duty Cycle: 1:8.3

Medium: Air Medium parameters used:  $\sigma = 0$  mho/m,  $\epsilon_r = 1$ ;  $\rho = 1$  kg/m<sup>3</sup>

Ambient Temperature : 22.3 °C

DASY4 Configuration:

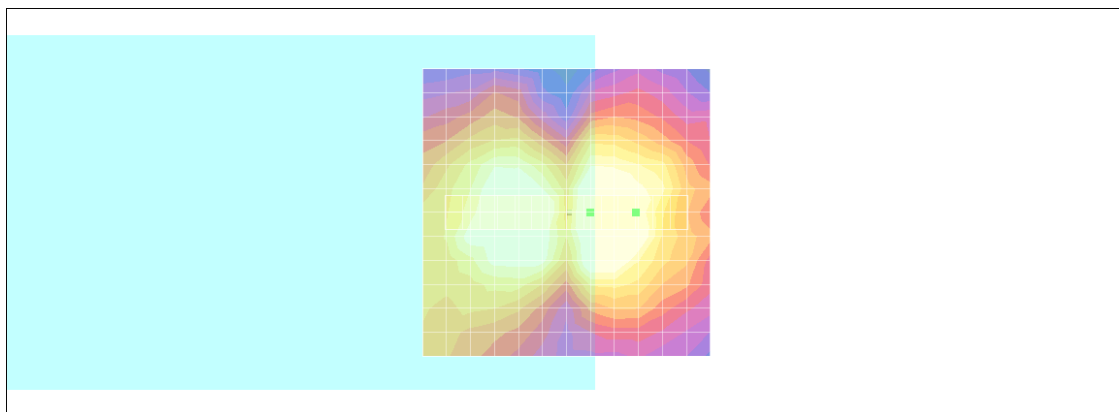
- Probe: AM1DV2 - 1038; ; Calibrated: 2010/1/21
- Sensor-Surface: 0mm (Fix Surface)
- Electronics: DAE3 Sn577; Calibrated: 2009/8/24
- Phantom: HAC Test Arch with AMCC; Type: SD HAC P01 BA;
- Measurement SW: DASY4, V4.7 Build 80; Postprocessing SW: SEMCAD, V1.8 Build 186

#### Scans/x (longitudinal) fine 3mm 42 x 6/ABM SNR(x,y,z) (15x3x1):

ABM1/ABM2 = 25.7 dB

ABM1 comp = 2.22 dB A/m

Location: -12, 0, 3.7 mm



0 dB = 1.00A/m

### #03 T-Coil\_GSM850\_Voice\_Ch189\_Slide Off\_Battery 2\_Radial 2 (Y)

**DUT: 062328**

Communication System: GSM850; Frequency: 836.4 MHz; Duty Cycle: 1:8.3

Medium: Air Medium parameters used:  $\sigma = 0$  mho/m,  $\epsilon_r = 1$ ;  $\rho = 1$  kg/m<sup>3</sup>

Ambient Temperature : 22.3 °C

DASY4 Configuration:

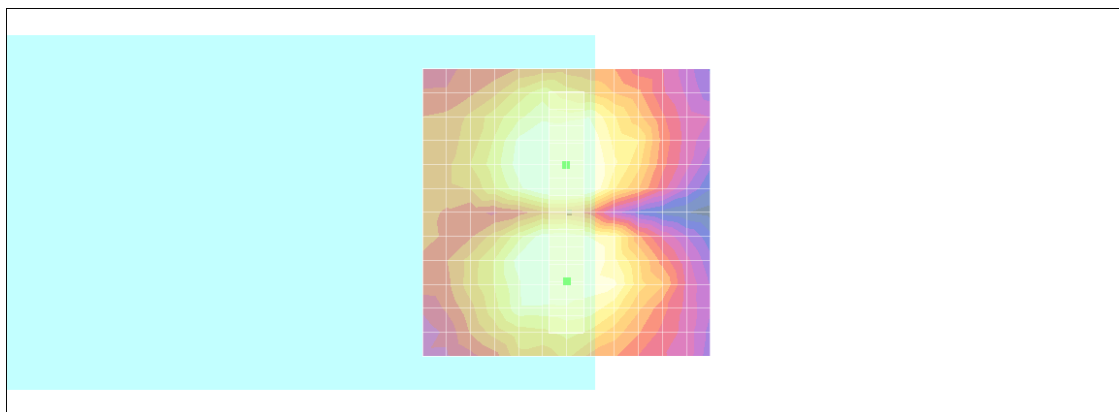
- Probe: AM1DV2 - 1038; ; Calibrated: 2010/1/21
- Sensor-Surface: 0mm (Fix Surface)
- Electronics: DAE3 Sn577; Calibrated: 2009/8/24
- Phantom: HAC Test Arch with AMCC; Type: SD HAC P01 BA;
- Measurement SW: DASY4, V4.7 Build 80; Postprocessing SW: SEMCAD, V1.8 Build 186

**Scans/y (transversal) fine 3mm 6 x 42/ABM SNR(x,y,z) (3x15x1):**

ABM1/ABM2 = 23.8 dB

ABM1 comp = 4.90 dB A/m

Location: 0, 12, 3.7 mm



0 dB = 1.00A/m

## #04 T-Coil\_GSM850\_Voice\_Ch189\_Slide Left\_Battery 2\_Axial (Z)

**DUT: 062328**

Communication System: GSM850; Frequency: 836.4 MHz; Duty Cycle: 1:8.3

Medium: Air Medium parameters used:  $\sigma = 0$  mho/m,  $\epsilon_r = 1$ ;  $\rho = 1$  kg/m<sup>3</sup>

Ambient Temperature : 22.3 °C

DASY4 Configuration:

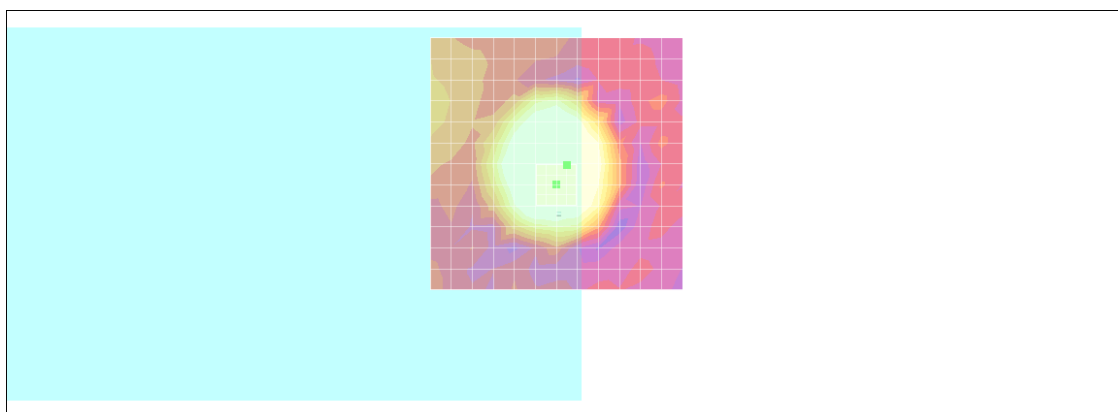
- Probe: AM1DV2 - 1038; ; Calibrated: 2010/1/21
- Sensor-Surface: 0mm (Fix Surface)
- Electronics: DAE3 Sn577; Calibrated: 2009/8/24
- Phantom: HAC Test Arch with AMCC; Type: SD HAC P01 BA;
- Measurement SW: DASY4, V4.7 Build 80; Postprocessing SW: SEMCAD, V1.8 Build 186

### Scans/z (axial) fine 2mm 8 x 8/ABM SNR(x,y,z) (5x5x1):

ABM1/ABM2 = 28.7 dB

ABM1 comp = 12.3 dB A/m

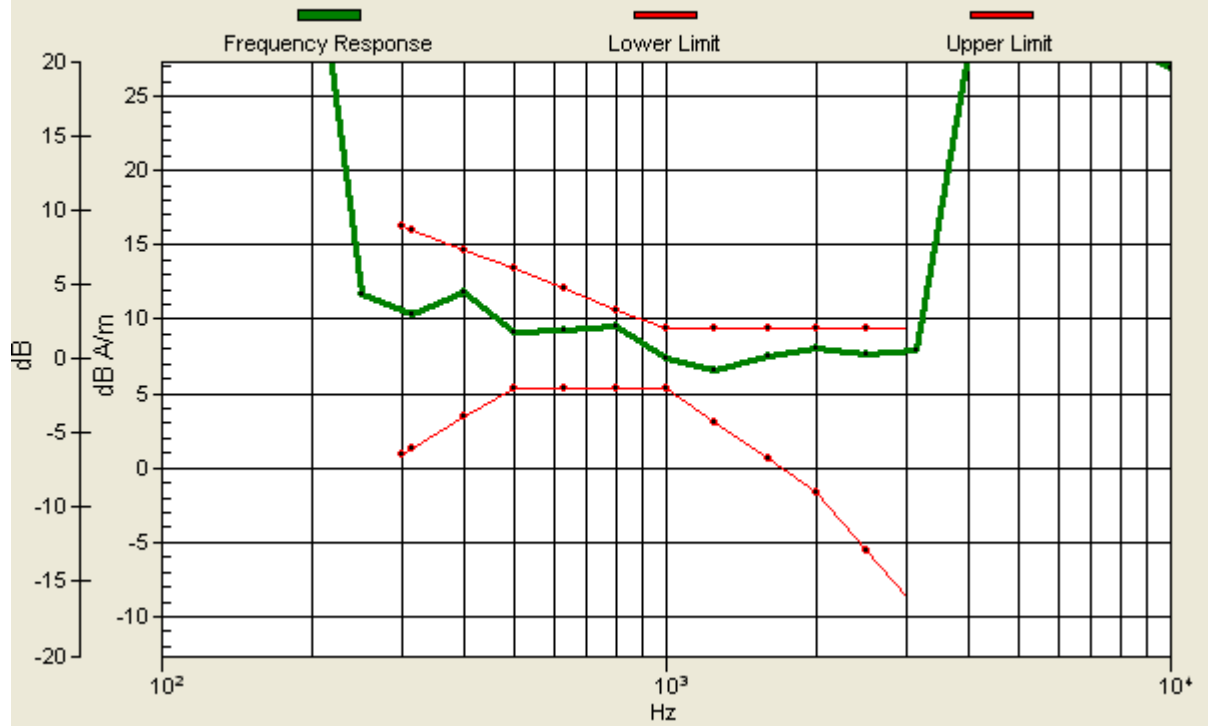
Location: -2, 0.2, 3.7 mm



0 dB = 1.00A/m

# Scans/z (axial) wideband at best S/N/ABM Freq Resp(x,y,z,f)

Loc: -2, 0.1, 3.7 mm Diff: 1.19dB



## #04 T-Coil\_GSM850\_Voice\_Ch189\_Slide Left\_Battery 2\_Radial 1 (X)

**DUT: 062328**

Communication System: GSM850; Frequency: 836.4 MHz; Duty Cycle: 1:8.3

Medium: Air Medium parameters used:  $\sigma = 0$  mho/m,  $\epsilon_r = 1$ ;  $\rho = 1$  kg/m<sup>3</sup>

Ambient Temperature : 22.3 °C

DASY4 Configuration:

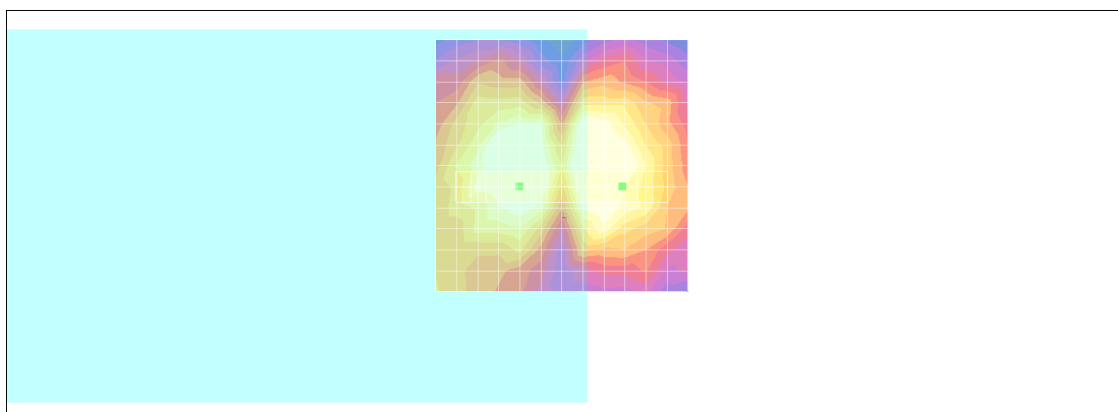
- Probe: AM1DV2 - 1038; ; Calibrated: 2010/1/21
- Sensor-Surface: 0mm (Fix Surface)
- Electronics: DAE3 Sn577; Calibrated: 2009/8/24
- Phantom: HAC Test Arch with AMCC; Type: SD HAC P01 BA;
- Measurement SW: DASY4, V4.7 Build 80; Postprocessing SW: SEMCAD, V1.8 Build 186

**Scans/x (longitudinal) fine 3mm 42 x 6/ABM SNR(x,y,z) (15x3x1):**

ABM1/ABM2 = 30.5 dB

ABM1 comp = 1.90 dB A/m

Location: -12, 4.2, 3.7 mm



0 dB = 1.00A/m

## #04 T-Coil\_GSM850\_Voice\_Ch189\_Slide Left\_Battery 2\_Radial 2 (Y)

**DUT: 062328**

Communication System: GSM850; Frequency: 836.4 MHz; Duty Cycle: 1:8.3

Medium: Air Medium parameters used:  $\sigma = 0$  mho/m,  $\epsilon_r = 1$ ;  $\rho = 1$  kg/m<sup>3</sup>

Ambient Temperature : 22.3 °C

DASY4 Configuration:

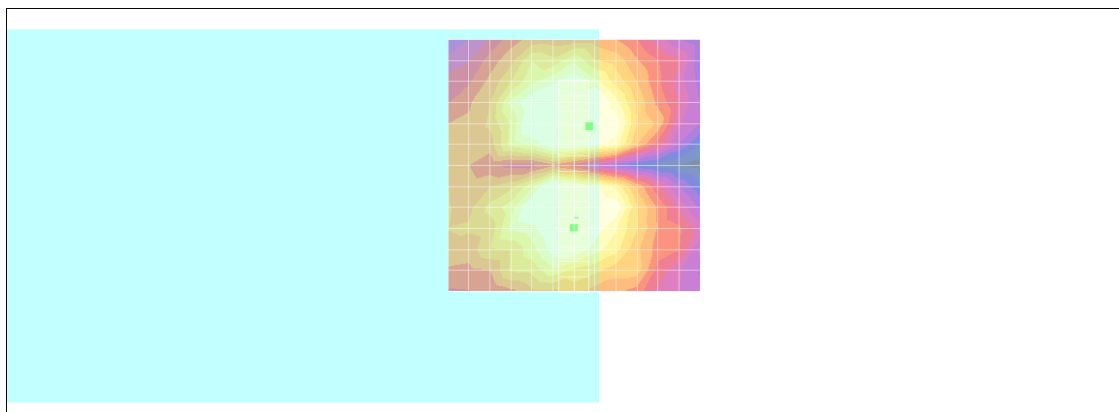
- Probe: AM1DV2 - 1038; ; Calibrated: 2010/1/21
- Sensor-Surface: 0mm (Fix Surface)
- Electronics: DAE3 Sn577; Calibrated: 2009/8/24
- Phantom: HAC Test Arch with AMCC; Type: SD HAC P01 BA;
- Measurement SW: DASY4, V4.7 Build 80; Postprocessing SW: SEMCAD, V1.8 Build 186

**Scans/y (transversal) fine 3mm 6 x 42/ABM SNR(x,y,z) (3x15x1):**

ABM1/ABM2 = 25.3 dB

ABM1 comp = 5.04 dB A/m

Location: -3, -7.8, 3.7 mm



0 dB = 1.00A/m



## #05 T-Coil\_GSM850\_Voice\_Ch128\_Slide Off\_Battery 2\_Axial (Z)

**DUT: 062328**

Communication System: GSM850; Frequency: 824.2 MHz; Duty Cycle: 1:8.3

Medium: Air Medium parameters used:  $\sigma = 0$  mho/m,  $\epsilon_r = 1$ ;  $\rho = 1$  kg/m<sup>3</sup>

Ambient Temperature : 22.3 °C

DASY4 Configuration:

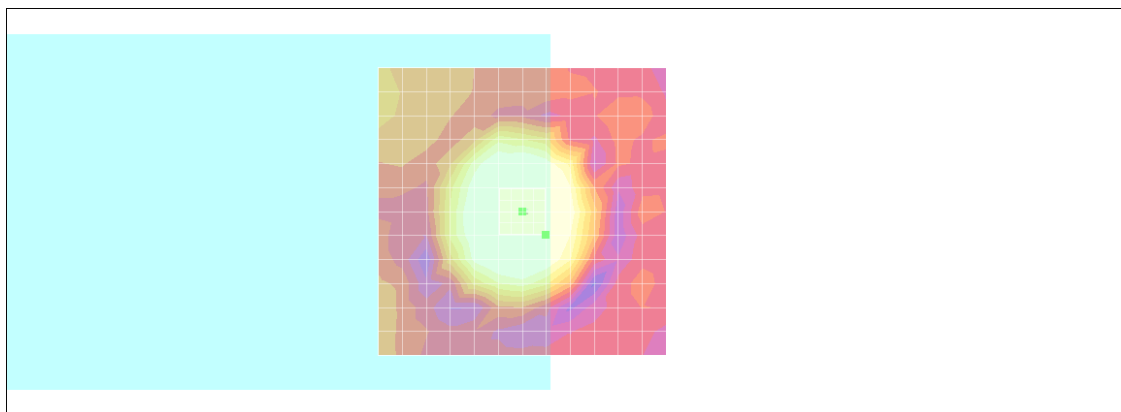
- Probe: AM1DV2 - 1038; ; Calibrated: 2010/1/21
- Sensor-Surface: 0mm (Fix Surface)
- Electronics: DAE3 Sn577; Calibrated: 2009/8/24
- Phantom: HAC Test Arch with AMCC; Type: SD HAC P01 BA;
- Measurement SW: DASY4, V4.7 Build 80; Postprocessing SW: SEMCAD, V1.8 Build 186

### Scans/z (axial) fine 2mm 8 x 8/ABM SNR(x,y,z) (5x5x1):

ABM1/ABM2 = 29.7 dB

ABM1 comp = 9.12 dB A/m

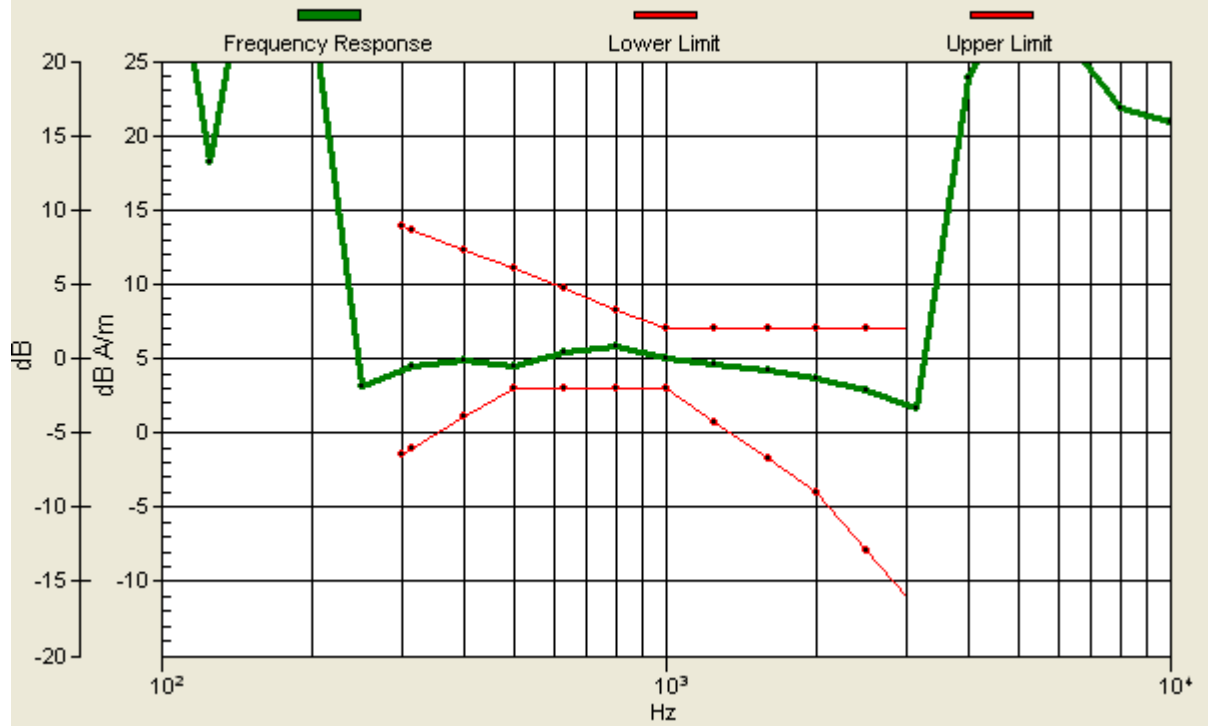
Location: -4, 4, 3.7 mm



0 dB = 1.00A/m

# Scans/z (axial) wideband at best S/N/ABM Freq Resp(x,y,z,f)

Loc: -4, 4, 3.7 mm Diff: 1.44dB



## #05 T-Coil\_GSM850\_Voice\_Ch128\_Slide Off\_Battery 2\_Radial 1 (X)

**DUT: 062328**

Communication System: GSM850; Frequency: 824.2 MHz; Duty Cycle: 1:8.3

Medium: Air Medium parameters used:  $\sigma = 0$  mho/m,  $\epsilon_r = 1$ ;  $\rho = 1$  kg/m<sup>3</sup>

Ambient Temperature : 22.3 °C

DASY4 Configuration:

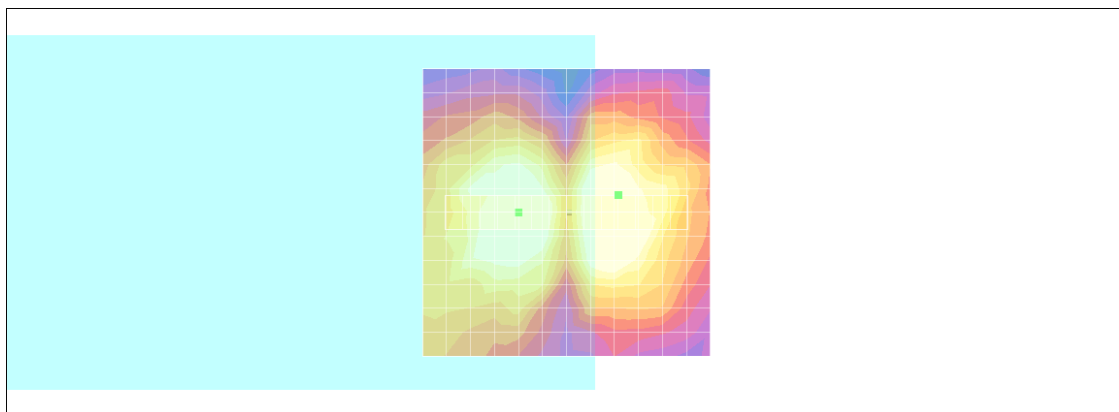
- Probe: AM1DV2 - 1038; ; Calibrated: 2010/1/21
- Sensor-Surface: 0mm (Fix Surface)
- Electronics: DAE3 Sn577; Calibrated: 2009/8/24
- Phantom: HAC Test Arch with AMCC; Type: SD HAC P01 BA;
- Measurement SW: DASY4, V4.7 Build 80; Postprocessing SW: SEMCAD, V1.8 Build 186

**Scans/x (longitudinal) fine 3mm 42 x 6/ABM SNR(x,y,z) (15x3x1):**

ABM1/ABM2 = 26.1 dB

ABM1 comp = 3.93 dB A/m

Location: -9, -3, 3.7 mm



0 dB = 1.00A/m

## #05 T-Coil\_GSM850\_Voice\_Ch128\_Slide Off\_Battery 2\_Radial 2 (Y)

**DUT: 062328**

Communication System: GSM850; Frequency: 824.2 MHz; Duty Cycle: 1:8.3

Medium: Air Medium parameters used:  $\sigma = 0$  mho/m,  $\epsilon_r = 1$ ;  $\rho = 1$  kg/m<sup>3</sup>

Ambient Temperature : 22. °C

DASY4 Configuration:

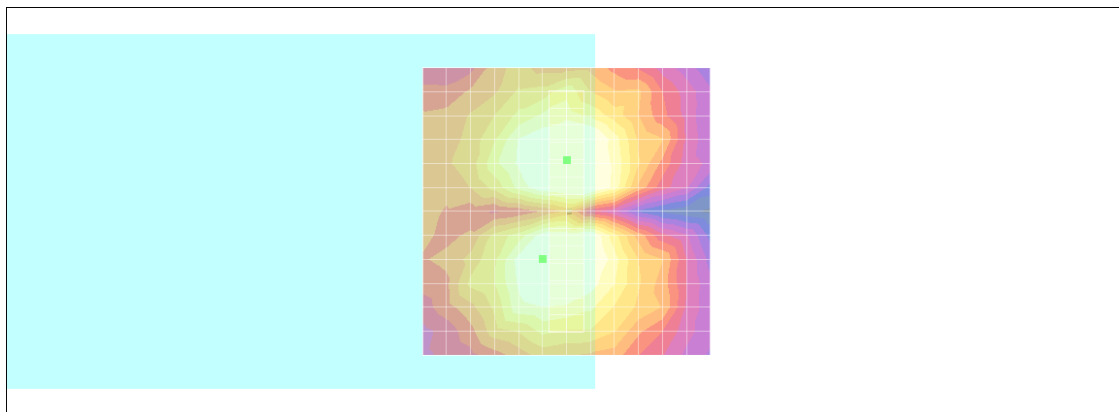
- Probe: AM1DV2 - 1038; ; Calibrated: 2010/1/21
- Sensor-Surface: 0mm (Fix Surface)
- Electronics: DAE3 Sn577; Calibrated: 2009/8/24
- Phantom: HAC Test Arch with AMCC; Type: SD HAC P01 BA;
- Measurement SW: DASY4, V4.7 Build 80; Postprocessing SW: SEMCAD, V1.8 Build 186

**Scans/y (transversal) fine 3mm 6 x 42/ABM SNR(x,y,z) (3x15x1):**

ABM1/ABM2 = 23.5 dB

ABM1 comp = 5.75 dB A/m

Location: 0, -9, 3.7 mm



0 dB = 1.00A/m

## #06 T-Coil\_GSM850\_Voice\_Ch251\_Slide Off\_Battery 2\_Axial (Z)

**DUT: 062328**

Communication System: GSM850; Frequency: 848.8 MHz; Duty Cycle: 1:8.3

Medium: Air Medium parameters used:  $\sigma = 0$  mho/m,  $\epsilon_r = 1$ ;  $\rho = 1$  kg/m<sup>3</sup>

Ambient Temperature : 22.6 °C

DASY4 Configuration:


- Probe: AM1DV2 - 1038; ; Calibrated: 2010/1/21
- Sensor-Surface: 0mm (Fix Surface)
- Electronics: DAE3 Sn577; Calibrated: 2009/8/24
- Phantom: HAC Test Arch with AMCC; Type: SD HAC P01 BA;
- Measurement SW: DASY4, V4.7 Build 80; Postprocessing SW: SEMCAD, V1.8 Build 186

### Scans/z (axial) fine 2mm 8 x 8/ABM SNR(x,y,z) (5x5x1):

ABM1/ABM2 = 29.8 dB

ABM1 comp = 11.9 dB A/m

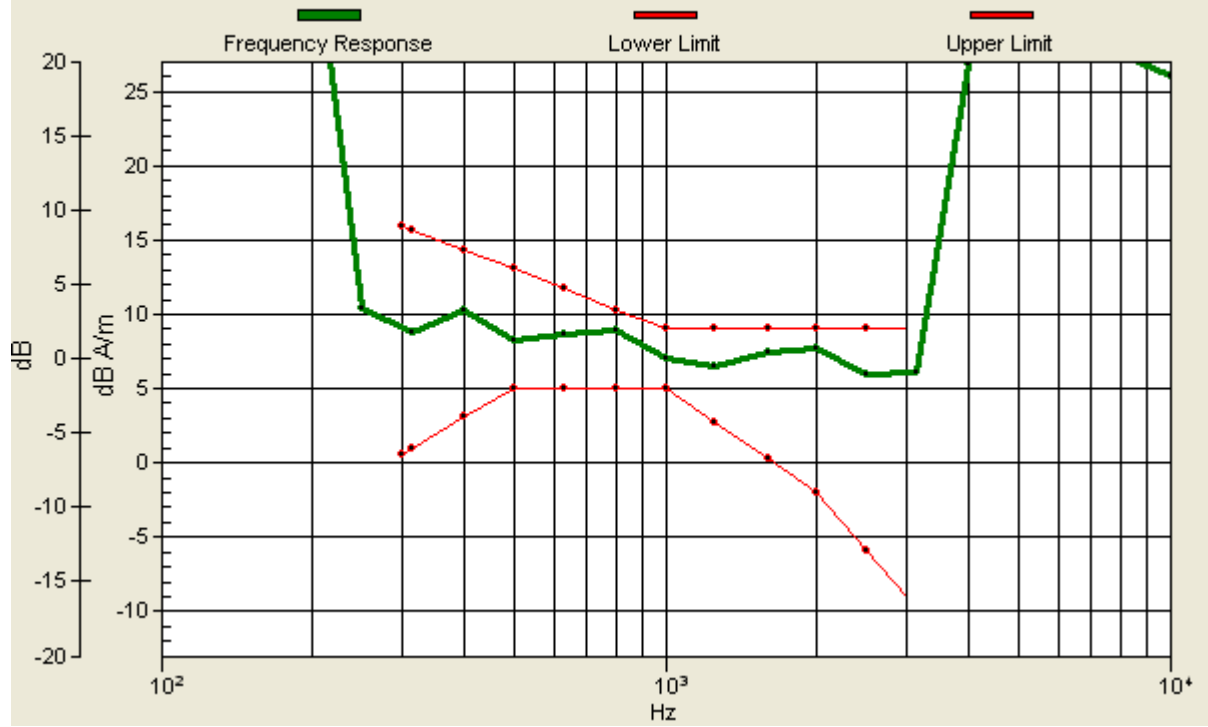
Location: -2, 0, 3.7 mm



0 dB = 1.00A/m

# Scans/z (axial) wideband at best S/N/ABM Freq Resp(x,y,z,f)

Loc: -2, 0, 3.7 mm Diff: 1.28dB



## #06 T-Coil\_GSM850\_Voice\_Ch251\_Slide Off\_Battery 2\_Radial 1 (X)

**DUT: 062328**

Communication System: GSM850; Frequency: 848.8 MHz; Duty Cycle: 1:8.3

Medium: Air Medium parameters used:  $\sigma = 0$  mho/m,  $\epsilon_r = 1$ ;  $\rho = 1$  kg/m<sup>3</sup>

Ambient Temperature : 22.5 °C

DASY4 Configuration:

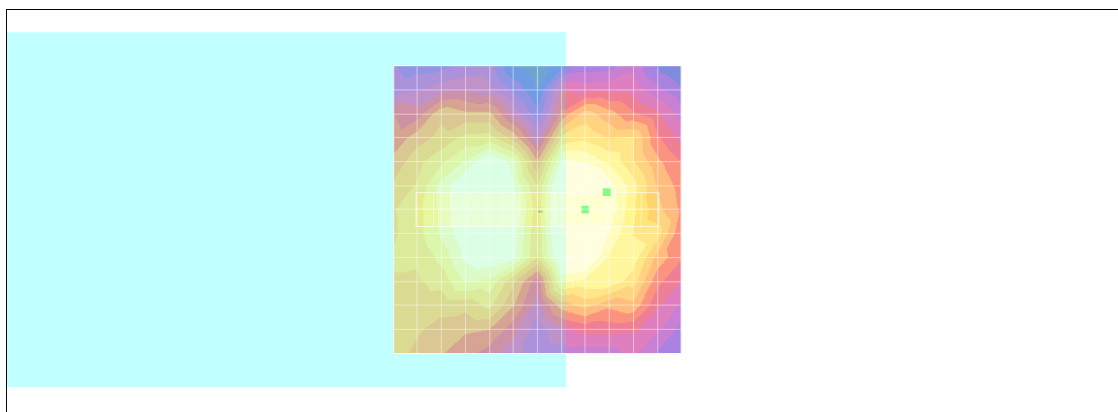
- Probe: AM1DV2 - 1038; ; Calibrated: 2010/1/21
- Sensor-Surface: 0mm (Fix Surface)
- Electronics: DAE3 Sn577; Calibrated: 2009/8/24
- Phantom: HAC Test Arch with AMCC; Type: SD HAC P01 BA;
- Measurement SW: DASY4, V4.7 Build 80; Postprocessing SW: SEMCAD, V1.8 Build 186

**Scans/x (longitudinal) fine 3mm 42 x 6/ABM SNR(x,y,z) (15x3x1):**

ABM1/ABM2 = 25.6 dB

ABM1 comp = 1.23 dB A/m

Location: -12, -3, 3.7 mm



0 dB = 1.00A/m

## #06 T-Coil\_GSM850\_Voice\_Ch251\_Slide Off\_Battery 2\_Radial 2 (Y)

**DUT: 062328**

Communication System: GSM850; Frequency: 848.8 MHz; Duty Cycle: 1:8.3

Medium: Air Medium parameters used:  $\sigma = 0$  mho/m,  $\epsilon_r = 1$ ;  $\rho = 1$  kg/m<sup>3</sup>

Ambient Temperature : 22.4 °C

DASY4 Configuration:

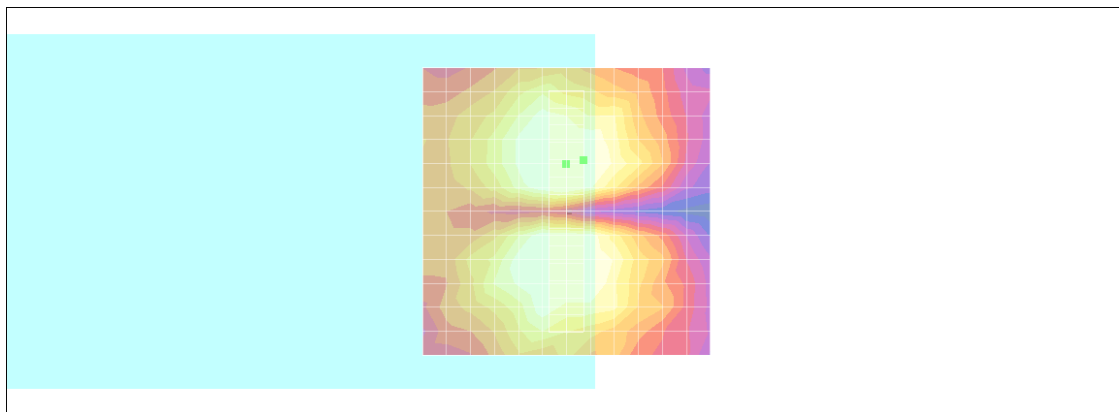
- Probe: AM1DV2 - 1038; ; Calibrated: 2010/1/21
- Sensor-Surface: 0mm (Fix Surface)
- Electronics: DAE3 Sn577; Calibrated: 2009/8/24
- Phantom: HAC Test Arch with AMCC; Type: SD HAC P01 BA;
- Measurement SW: DASY4, V4.7 Build 80; Postprocessing SW: SEMCAD, V1.8 Build 186

**Scans/y (transversal) fine 3mm 6 x 42/ABM SNR(x,y,z) (3x15x1):**

ABM1/ABM2 = 23.7 dB

ABM1 comp = 4.35 dB A/m

Location: -3, -9, 3.7 mm



0 dB = 1.00A/m



## #19 T-Coil\_GSM850\_Voice\_Ch128\_Slide Off\_Battery 1\_Axial (Z)

**DUT: 062328**

Communication System: GSM850; Frequency: 824.2 MHz; Duty Cycle: 1:8.3

Medium: Air Medium parameters used:  $\sigma = 0$  mho/m,  $\epsilon_r = 1$ ;  $\rho = 1$  kg/m<sup>3</sup>

Ambient Temperature : 22.4 °C

DASY4 Configuration:

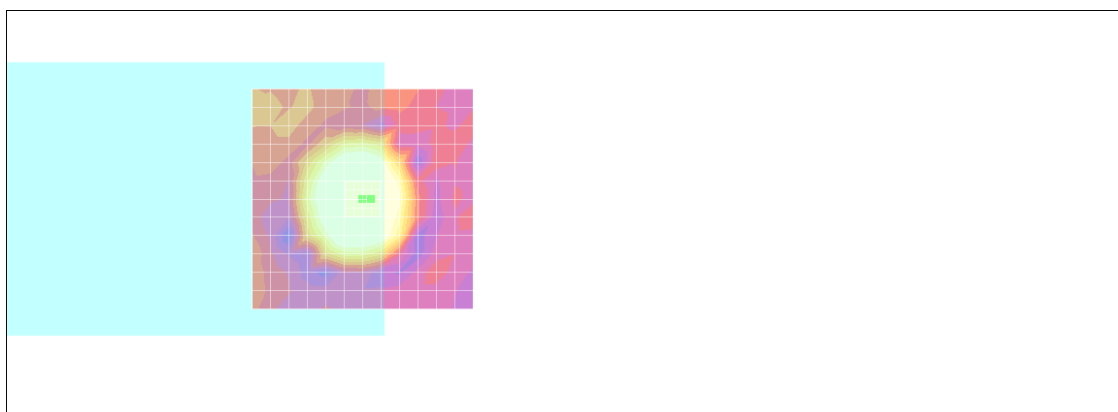
- Probe: AM1DV2 - 1038; ; Calibrated: 2010/1/21
- Sensor-Surface: 0mm (Fix Surface)
- Electronics: DAE3 Sn577; Calibrated: 2009/8/24
- Phantom: HAC Test Arch with AMCC; Type: SD HAC P01 BA;
- Measurement SW: DASY4, V4.7 Build 80; Postprocessing SW: SEMCAD, V1.8 Build 186

### Scans/z (axial) fine 2mm 8 x 8/ABM SNR(x,y,z) (5x5x1):

ABM1/ABM2 = 29.4 dB

ABM1 comp = 12.4 dB A/m

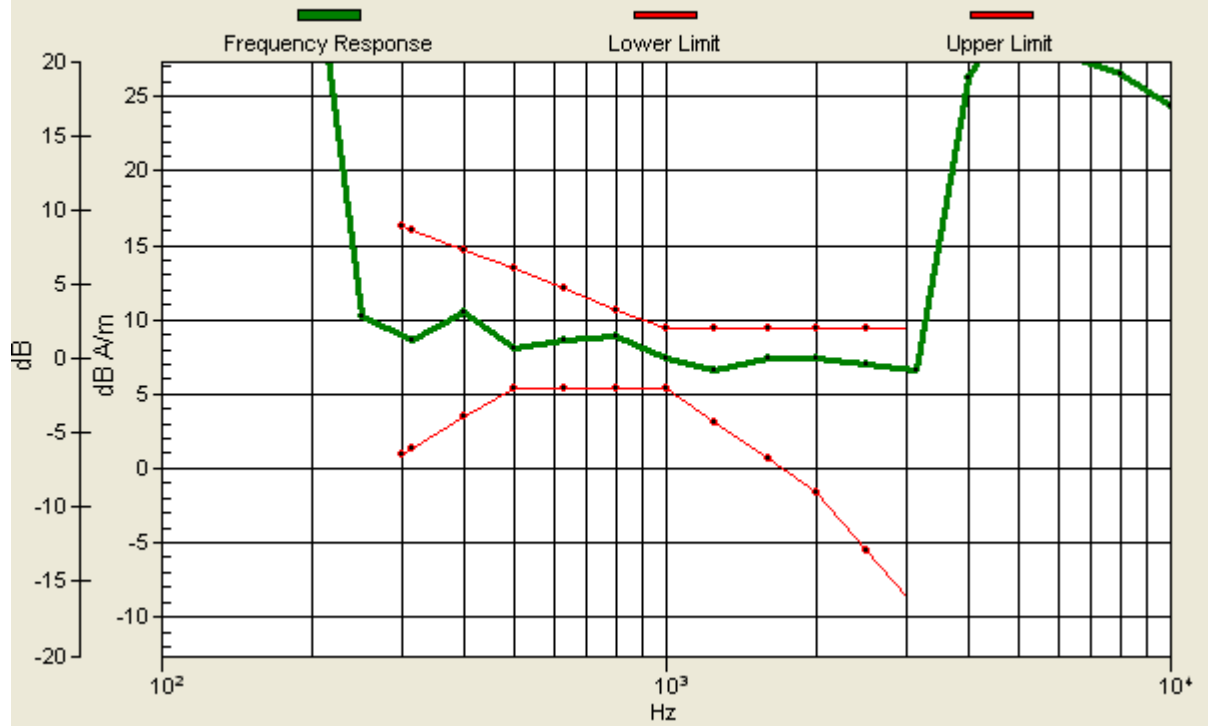
Location: -2, 0, 3.7 mm



0 dB = 1.00A/m

# Scans/z (axial) wideband at best S/N/ABM Freq Resp(x,y,z,f)

Loc: -2, 0, 3.7 mm Diff: 1.79dB



## #19 T-Coil\_GSM850\_Voice\_Ch128\_Slide Off\_Battery 1\_Radial 1 (X)

**DUT: 062328**

Communication System: GSM850; Frequency: 824.2 MHz; Duty Cycle: 1:8.3

Medium: Air Medium parameters used:  $\sigma = 0$  mho/m,  $\epsilon_r = 1$ ;  $\rho = 1$  kg/m<sup>3</sup>

Ambient Temperature : 22.4 °C

DASY4 Configuration:

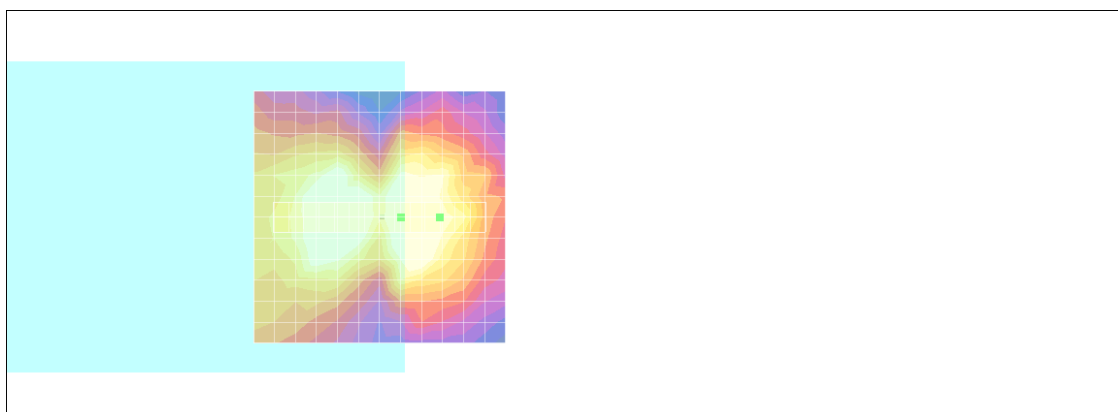
- Probe: AM1DV2 - 1038; ; Calibrated: 2010/1/21
- Sensor-Surface: 0mm (Fix Surface)
- Electronics: DAE3 Sn577; Calibrated: 2009/8/24
- Phantom: HAC Test Arch with AMCC; Type: SD HAC P01 BA;
- Measurement SW: DASY4, V4.7 Build 80; Postprocessing SW: SEMCAD, V1.8 Build 186

**Scans/x (longitudinal) fine 3mm 42 x 6/ABM SNR(x,y,z) (15x3x1):**

ABM1/ABM2 = 23.5 dB

ABM1 comp = 2.31 dB A/m

Location: -12, 0, 3.7 mm



0 dB = 1.00A/m

## #19 T-Coil\_GSM850\_Voice\_Ch128\_Slide Off\_Battery 1\_Radial 2 (Y)

**DUT: 062328**

Communication System: GSM850; Frequency: 824.2 MHz; Duty Cycle: 1:8.3

Medium: Air Medium parameters used:  $\sigma = 0$  mho/m,  $\epsilon_r = 1$ ;  $\rho = 1$  kg/m<sup>3</sup>

Ambient Temperature : 22.4 °C

DASY4 Configuration:

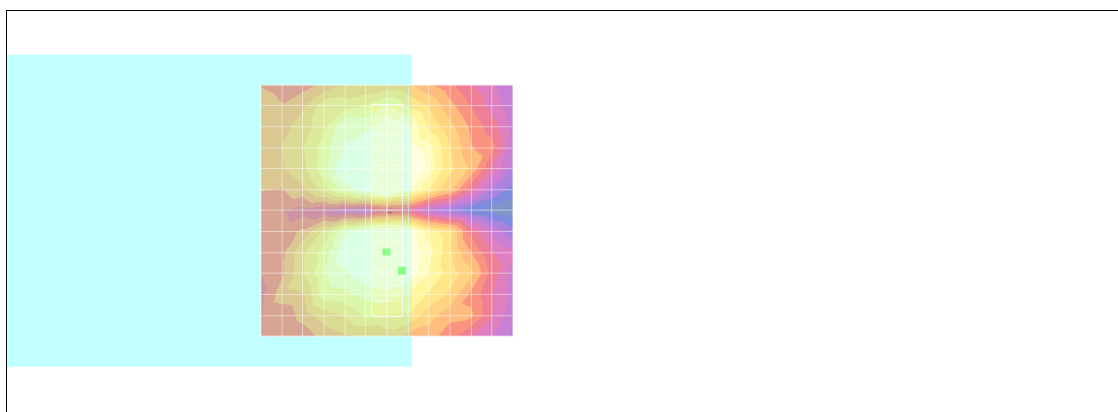
- Probe: AM1DV2 - 1038; ; Calibrated: 2010/1/21
- Sensor-Surface: 0mm (Fix Surface)
- Electronics: DAE3 Sn577; Calibrated: 2009/8/24
- Phantom: HAC Test Arch with AMCC; Type: SD HAC P01 BA;
- Measurement SW: DASY4, V4.7 Build 80; Postprocessing SW: SEMCAD, V1.8 Build 186

**Scans/y (transversal) fine 3mm 6 x 42/ABM SNR(x,y,z) (3x15x1):**

ABM1/ABM2 = 25.1 dB

ABM1 comp = 3.15 dB A/m

Location: -3, 12, 3.7 mm



0 dB = 1.00A/m

## #23 T-Coil\_GSM850\_Voice\_Ch128\_Slide Off\_Battery 2\_2nd\_Axial (Z)

**DUT: 062328**

Communication System: GSM850; Frequency: 824.2 MHz; Duty Cycle: 1:8.3

Medium: Air Medium parameters used:  $\sigma = 0$  mho/m,  $\epsilon_r = 1$ ;  $\rho = 1$  kg/m<sup>3</sup>

Ambient Temperature : 22.4 °C

DASY4 Configuration:

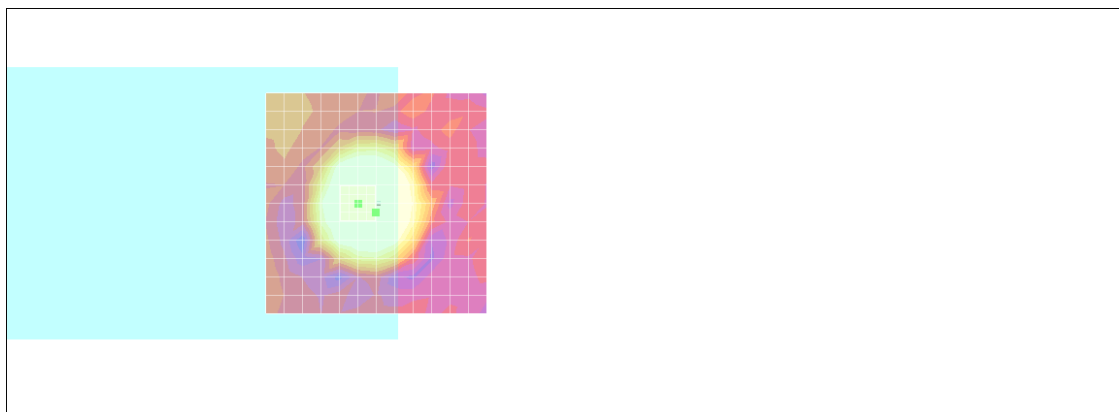
- Probe: AM1DV2 - 1038; ; Calibrated: 2010/1/21
- Sensor-Surface: 0mm (Fix Surface)
- Electronics: DAE3 Sn577; Calibrated: 2009/8/24
- Phantom: HAC Test Arch with AMCC; Type: SD HAC P01 BA;
- Measurement SW: DASY4, V4.7 Build 80; Postprocessing SW: SEMCAD, V1.8 Build 186

### Scans/z (axial) fine 2mm 8 x 8/ABM SNR(x,y,z) (5x5x1):

ABM1/ABM2 = 29.5 dB

ABM1 comp = 13.0 dB A/m

Location: 0.2, 2, 3.7 mm



0 dB = 1.00A/m



## #23 T-Coil\_GSM850\_Voice\_Ch128\_Slide Off\_Battery 2\_2nd\_Radial 1 (X)

**DUT: 062328**

Communication System: GSM850; Frequency: 824.2 MHz; Duty Cycle: 1:8.3

Medium: Air Medium parameters used:  $\sigma = 0$  mho/m,  $\epsilon_r = 1$ ;  $\rho = 1$  kg/m<sup>3</sup>

Ambient Temperature : 22.5 °C

DASY4 Configuration:

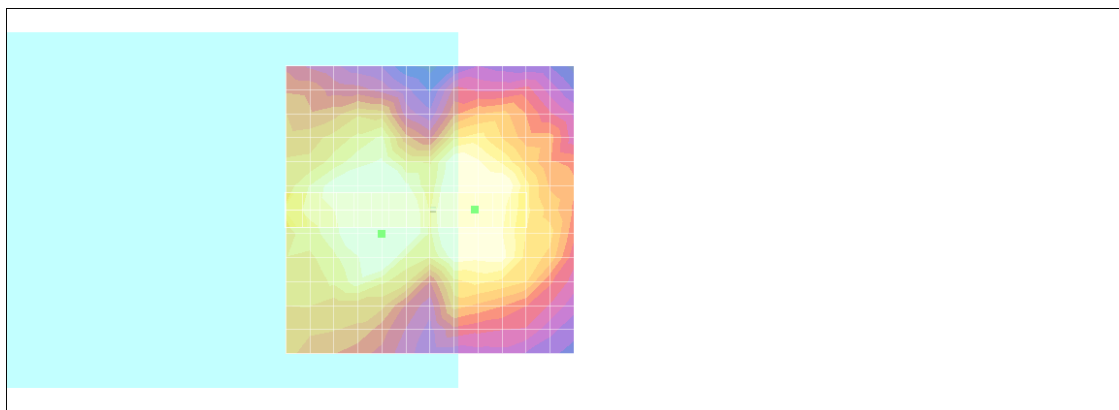
- Probe: AM1DV2 - 1038; ; Calibrated: 2010/1/21
- Sensor-Surface: 0mm (Fix Surface)
- Electronics: DAE3 Sn577; Calibrated: 2009/8/24
- Phantom: HAC Test Arch with AMCC; Type: SD HAC P01 BA;
- Measurement SW: DASY4, V4.7 Build 80; Postprocessing SW: SEMCAD, V1.8 Build 186

**Scans/x (longitudinal) fine 3mm 42 x 6/ABM SNR(x,y,z) (15x3x1):**

ABM1/ABM2 = 24.6 dB

ABM1 comp = 5.86 dB A/m

Location: -7.8, 0, 3.7 mm



0 dB = 1.00A/m

## #23 T-Coil\_GSM850\_Voice\_Ch128\_Slide Off\_Battery 2\_2nd\_Radial 2 (Y)

**DUT: 062328**

Communication System: GSM850; Frequency: 824.2 MHz; Duty Cycle: 1:8.3

Medium: Air Medium parameters used:  $\sigma = 0$  mho/m,  $\epsilon_r = 1$ ;  $\rho = 1$  kg/m<sup>3</sup>

Ambient Temperature : 22.4 °C

DASY4 Configuration:

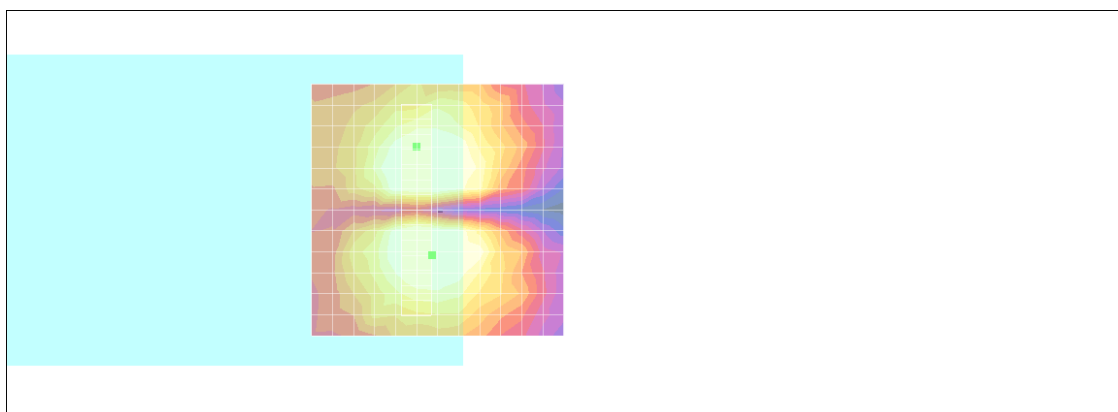
- Probe: AM1DV2 - 1038; ; Calibrated: 2010/1/21
- Sensor-Surface: 0mm (Fix Surface)
- Electronics: DAE3 Sn577; Calibrated: 2009/8/24
- Phantom: HAC Test Arch with AMCC; Type: SD HAC P01 BA;
- Measurement SW: DASY4, V4.7 Build 80; Postprocessing SW: SEMCAD, V1.8 Build 186

**Scans/y (transversal) fine 3mm 6 x 42/ABM SNR(x,y,z) (3x15x1):**

ABM1/ABM2 = 22.9 dB

ABM1 comp = 3.70 dB A/m

Location: 1.2, 9, 3.7 mm



0 dB = 1.00A/m



## #07 T-Coil\_GSM1900\_Voice\_Ch661\_Slide Off\_Battery 2\_Axial (Z)

**DUT: 062328**

Communication System: PCS; Frequency: 1880 MHz; Duty Cycle: 1:8.3

Medium: Air Medium parameters used:  $\sigma = 0$  mho/m,  $\epsilon_r = 1$ ;  $\rho = 1$  kg/m<sup>3</sup>

Ambient Temperature : 22.6 °C

DASY4 Configuration:

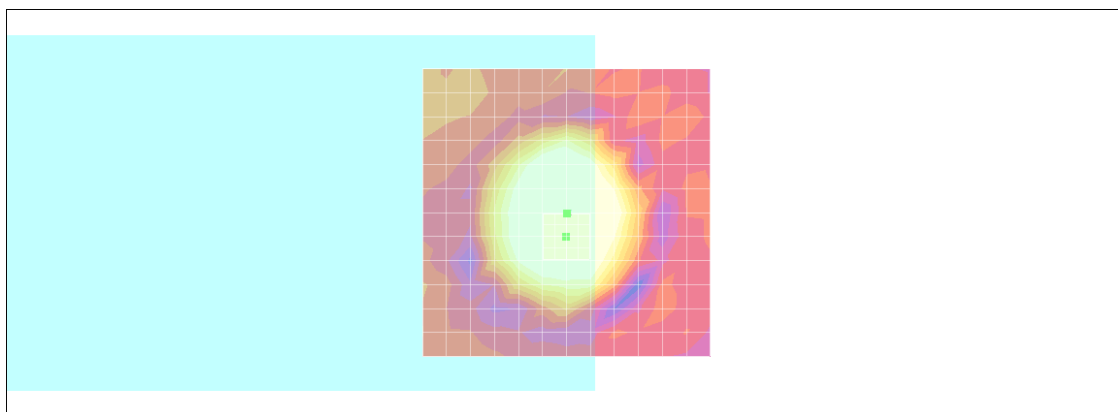
- Probe: AM1DV2 - 1038; ; Calibrated: 2010/1/21
- Sensor-Surface: 0mm (Fix Surface)
- Electronics: DAE3 Sn577; Calibrated: 2009/8/24
- Phantom: HAC Test Arch with AMCC; Type: SD HAC P01 BA;
- Measurement SW: DASY4, V4.7 Build 80; Postprocessing SW: SEMCAD, V1.8 Build 186

### Scans/z (axial) fine 2mm 8 x 8/ABM SNR(x,y,z) (5x5x1):

ABM1/ABM2 = 30.8 dB

ABM1 comp = 12.7 dB A/m

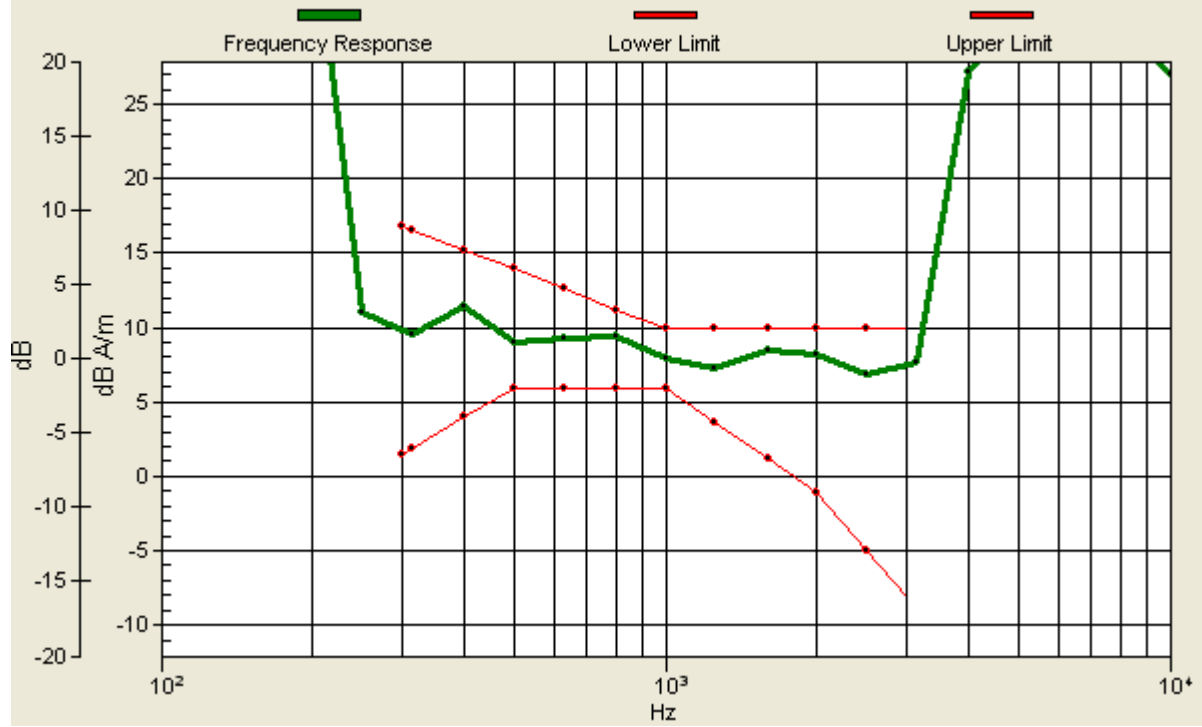
Location: 0, 0.2, 3.7 mm



0 dB = 1.00A/m

# Scans/z (axial) wideband at best S/N/ABM Freq Resp(x,y,z,f)

Loc: 0, 0.1, 3.7 mm Diff: 1.52dB



## #07 T-Coil\_GSM1900\_Voice\_Ch661\_Slide Off\_Battery 2\_Radial 1 (X)

**DUT: 062328**

Communication System: PCS; Frequency: 1880 MHz; Duty Cycle: 1:8.3

Medium: Air Medium parameters used:  $\sigma = 0$  mho/m,  $\epsilon_r = 1$ ;  $\rho = 1$  kg/m<sup>3</sup>

Ambient Temperature : 22.6 °C

DASY4 Configuration:


- Probe: AM1DV2 - 1038; ; Calibrated: 2010/1/21
- Sensor-Surface: 0mm (Fix Surface)
- Electronics: DAE3 Sn577; Calibrated: 2009/8/24
- Phantom: HAC Test Arch with AMCC; Type: SD HAC P01 BA;
- Measurement SW: DASY4, V4.7 Build 80; Postprocessing SW: SEMCAD, V1.8 Build 186

**Scans/x (longitudinal) fine 3mm 42 x 6/ABM SNR(x,y,z) (15x3x1):**

ABM1/ABM2 = 28.8 dB

ABM1 comp = 6.22 dB A/m

Location: -6, 1.2, 3.7 mm



0 dB = 1.00A/m

## #07 T-Coil\_GSM1900\_Voice\_Ch661\_Slide Off\_Battery 2\_Radial 2 (Y)

**DUT: 062328**

Communication System: PCS; Frequency: 1880 MHz; Duty Cycle: 1:8.3

Medium: Air Medium parameters used:  $\sigma = 0$  mho/m,  $\epsilon_r = 1$ ;  $\rho = 1$  kg/m<sup>3</sup>

Ambient Temperature : 22.6 °C

DASY4 Configuration:

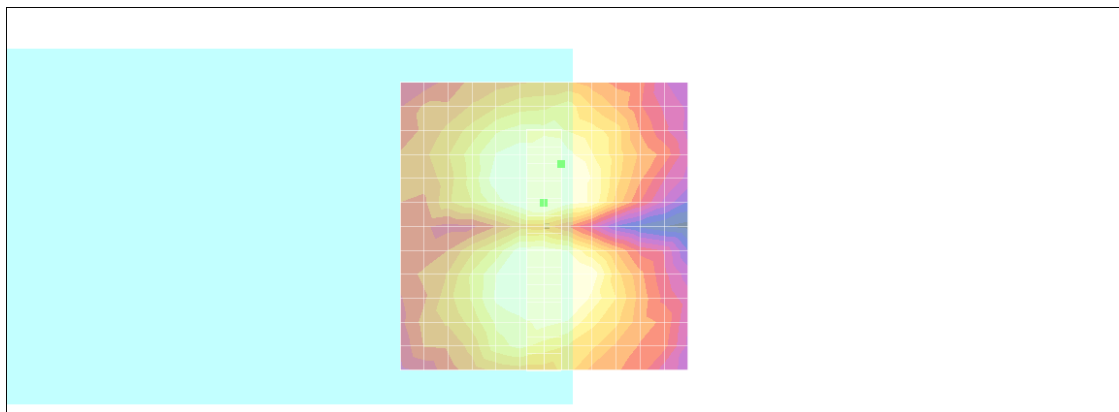
- Probe: AM1DV2 - 1038; ; Calibrated: 2010/1/21
- Sensor-Surface: 0mm (Fix Surface)
- Electronics: DAE3 Sn577; Calibrated: 2009/8/24
- Phantom: HAC Test Arch with AMCC; Type: SD HAC P01 BA;
- Measurement SW: DASY4, V4.7 Build 80; Postprocessing SW: SEMCAD, V1.8 Build 186

**Scans/y (transversal) fine 3mm 6 x 42/ABM SNR(x,y,z) (3x15x1):**

ABM1/ABM2 = 26.0 dB

ABM1 comp = 3.42 dB A/m

Location: -3, -10.8, 3.7 mm



0 dB = 1.00A/m

## #08 T-Coil\_GSM1900\_Voice\_Ch661\_Slide Left\_Battery 2\_Axial (Z)

**DUT: 062328**

Communication System: PCS; Frequency: 1880 MHz; Duty Cycle: 1:8.3

Medium: Air Medium parameters used:  $\sigma = 0$  mho/m,  $\epsilon_r = 1$ ;  $\rho = 1$  kg/m<sup>3</sup>

Ambient Temperature : 22.5 °C

DASY4 Configuration:

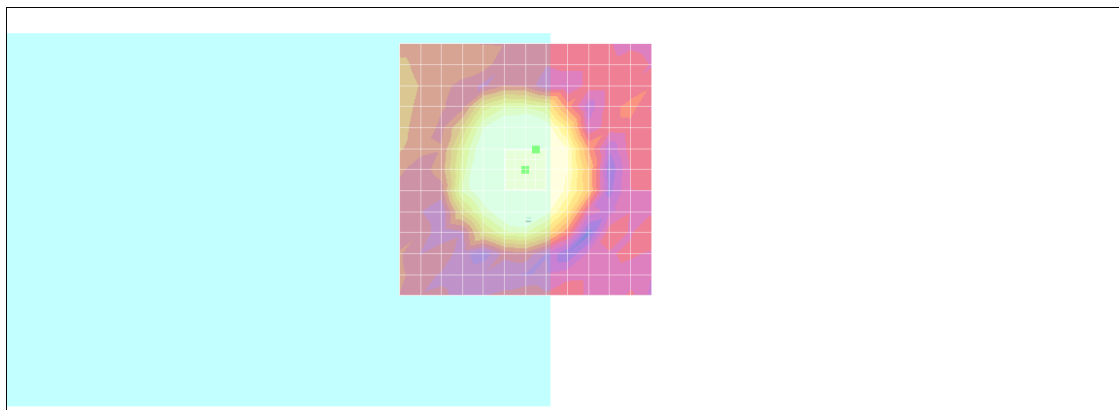
- Probe: AM1DV2 - 1038; ; Calibrated: 2010/1/21
- Sensor-Surface: 0mm (Fix Surface)
- Electronics: DAE3 Sn577; Calibrated: 2009/8/24
- Phantom: HAC Test Arch with AMCC; Type: SD HAC P01 BA;
- Measurement SW: DASY4, V4.7 Build 80; Postprocessing SW: SEMCAD, V1.8 Build 186

### Scans/z (axial) fine 2mm 8 x 8/ABM SNR(x,y,z) (5x5x1):

ABM1/ABM2 = 30.1 dB

ABM1 comp = 10.3 dB A/m

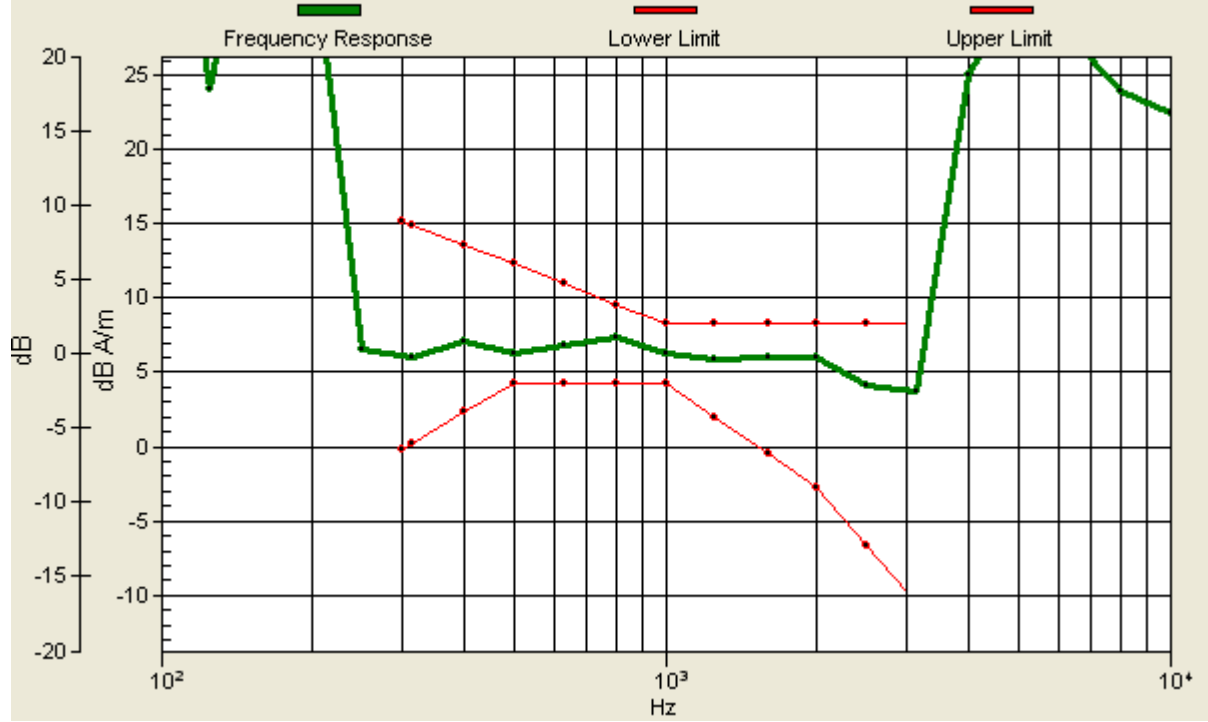
Location: -2, -4, 3.7 mm



0 dB = 1.00A/m

# Scans/z (axial) wideband at best S/N/ABM Freq Resp(x,y,z,f)

Loc: -2, -4, 3.7 mm Diff: 1.95dB



## #08 T-Coil\_GSM1900\_Voice\_Ch661\_Slide Left\_Battery 2\_Radial 1 (X)

**DUT: 062328**

Communication System: PCS; Frequency: 1880 MHz; Duty Cycle: 1:8.3

Medium: Air Medium parameters used:  $\sigma = 0$  mho/m,  $\epsilon_r = 1$ ;  $\rho = 1$  kg/m<sup>3</sup>

Ambient Temperature : 22.6 °C

DASY4 Configuration:

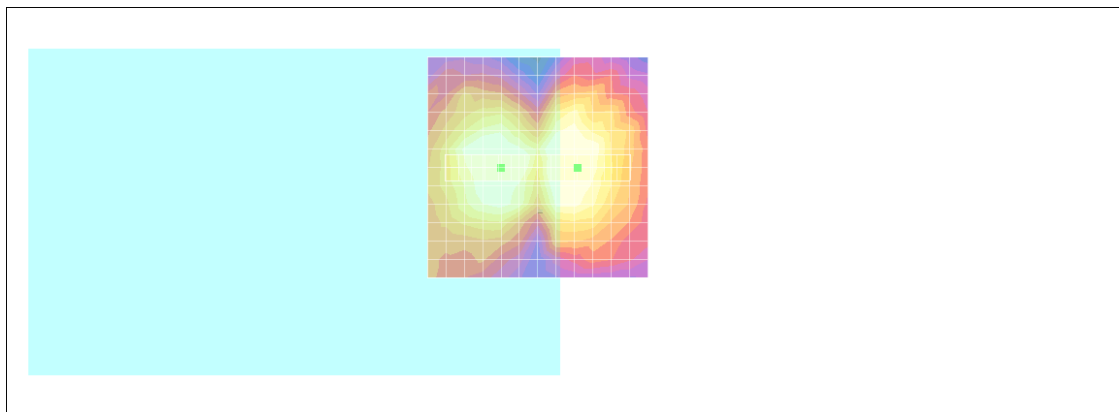
- Probe: AM1DV2 - 1038; ; Calibrated: 2010/1/21
- Sensor-Surface: 0mm (Fix Surface)
- Electronics: DAE3 Sn577; Calibrated: 2009/8/24
- Phantom: HAC Test Arch with AMCC; Type: SD HAC P01 BA;
- Measurement SW: DASY4, V4.7 Build 80; Postprocessing SW: SEMCAD, V1.8 Build 186

**Scans/x (longitudinal) fine 3mm 42 x 6/ABM SNR(x,y,z) (15x3x1):**

ABM1/ABM2 = 32.6 dB

ABM1 comp = 4.33 dB A/m

Location: -9, 0, 3.7 mm



0 dB = 1.00A/m

## #08 T-Coil\_GSM1900\_Voice\_Ch661\_Slide Left\_Battery 2\_Radial 2 (Y)

**DUT: 062328**

Communication System: PCS; Frequency: 1880 MHz; Duty Cycle: 1:8.3

Medium: Air Medium parameters used:  $\sigma = 0$  mho/m,  $\epsilon_r = 1$ ;  $\rho = 1$  kg/m<sup>3</sup>

Ambient Temperature : 22.5 °C

DASY4 Configuration:

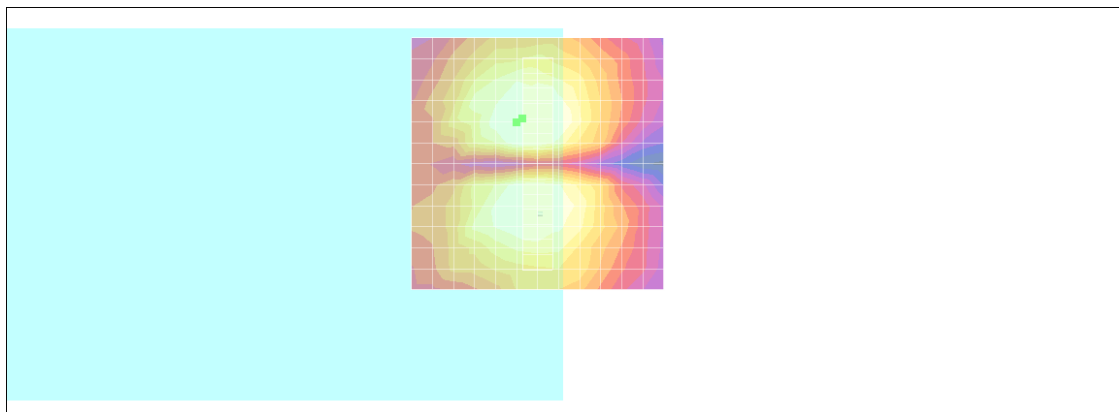
- Probe: AM1DV2 - 1038; ; Calibrated: 2010/1/21
- Sensor-Surface: 0mm (Fix Surface)
- Electronics: DAE3 Sn577; Calibrated: 2009/8/24
- Phantom: HAC Test Arch with AMCC; Type: SD HAC P01 BA;
- Measurement SW: DASY4, V4.7 Build 80; Postprocessing SW: SEMCAD, V1.8 Build 186

**Scans/y (transversal) fine 3mm 6 x 42/ABM SNR(x,y,z) (3x15x1):**

ABM1/ABM2 = 27.6 dB

ABM1 comp = 5.33 dB A/m

Location: 3, -9, 3.7 mm



0 dB = 1.00A/m



## #09 T-Coil\_GSM1900\_Voice\_Ch512\_Slide Off\_Battery 2\_Axial (Z)

**DUT: 062328**

Communication System: PCS; Frequency: 1850.2 MHz; Duty Cycle: 1:8.3

Medium: Air Medium parameters used:  $\sigma = 0$  mho/m,  $\epsilon_r = 1$ ;  $\rho = 1$  kg/m<sup>3</sup>

Ambient Temperature : 22.5 °C

DASY4 Configuration:


- Probe: AM1DV2 - 1038; ; Calibrated: 2010/1/21
- Sensor-Surface: 0mm (Fix Surface)
- Electronics: DAE3 Sn577; Calibrated: 2009/8/24
- Phantom: HAC Test Arch with AMCC; Type: SD HAC P01 BA;
- Measurement SW: DASY4, V4.7 Build 80; Postprocessing SW: SEMCAD, V1.8 Build 186

### Scans/z (axial) fine 2mm 8 x 8/ABM SNR(x,y,z) (5x5x1):

ABM1/ABM2 = 31.5 dB

ABM1 comp = 10.4 dB A/m

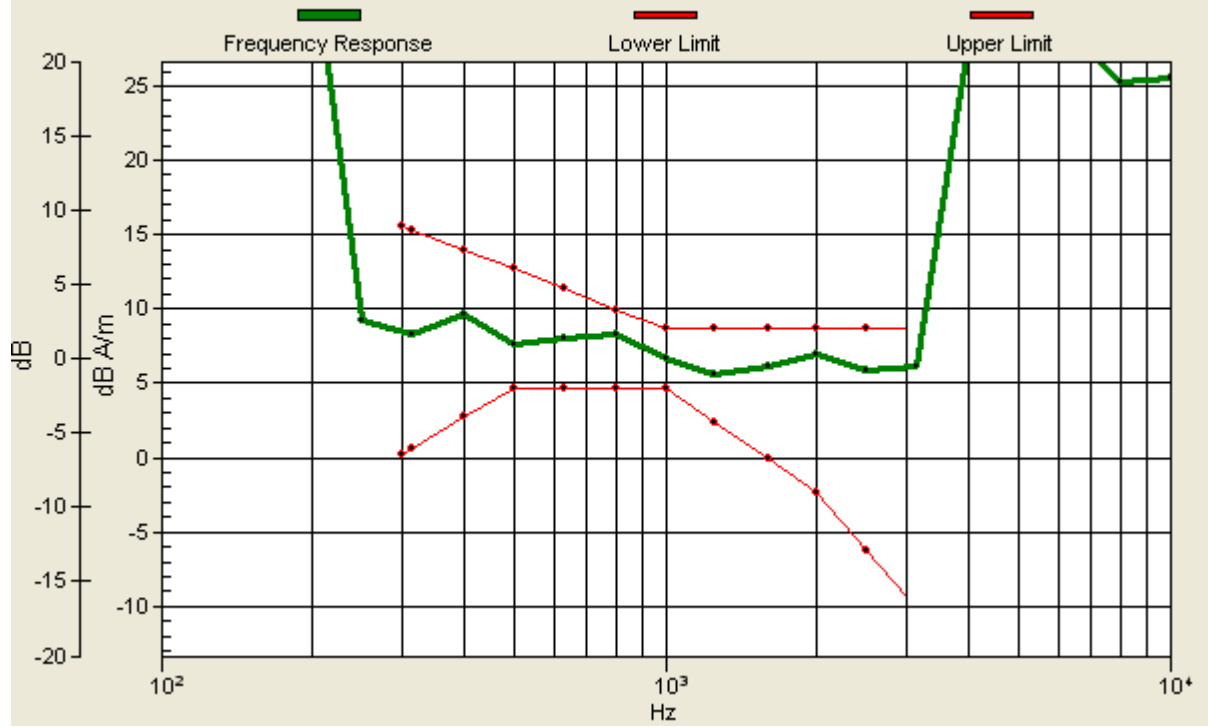
Location: -4, 0, 3.7 mm



0 dB = 1.00A/m

# Scans/z (axial) wideband at best S/N/ABM Freq Resp(x,y,z,f)

Loc: -4, 0, 3.7 mm Diff: 1.65dB



## #09 T-Coil\_GSM1900\_Voice\_Ch512\_Slide Off\_Battery 2\_Radial 1 (X)

**DUT: 062328**

Communication System: PCS; Frequency: 1850.2 MHz; Duty Cycle: 1:8.3

Medium: Air Medium parameters used:  $\sigma = 0$  mho/m,  $\epsilon_r = 1$ ;  $\rho = 1$  kg/m<sup>3</sup>

Ambient Temperature : 22.0 °C ; Liquid Temperature : 22.0 °C

DASY4 Configuration:

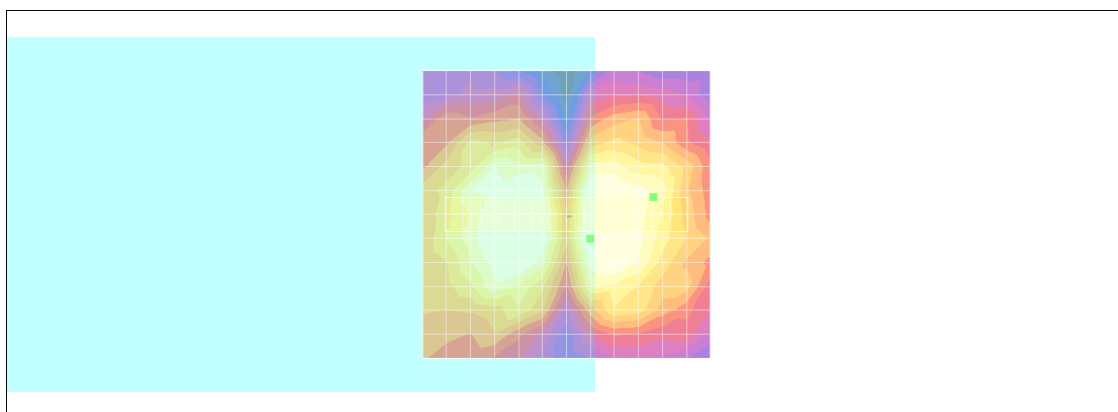
- Probe: AM1DV2 - 1038; ; Calibrated: 2010/1/21
- Sensor-Surface: 0mm (Fix Surface)
- Electronics: DAE3 Sn577; Calibrated: 2009/8/24
- Phantom: HAC Test Arch with AMCC; Type: SD HAC P01 BA;
- Measurement SW: DASY4, V4.7 Build 80; Postprocessing SW: SEMCAD, V1.8 Build 186

**Scans/x (longitudinal) fine 3mm 42 x 6/ABM SNR(x,y,z) (15x3x1):**

ABM1/ABM2 = 28.4 dB

ABM1 comp = -1.40 dB A/m

Location: -15, -3, 3.7 mm



0 dB = 1.00A/m

## #09 T-Coil\_GSM1900\_Voice\_Ch512\_Slide Off\_Battery 2\_Radial 2 (Y)

**DUT: 062328**

Communication System: PCS; Frequency: 1850.2 MHz; Duty Cycle: 1:8.3

Medium: Air Medium parameters used:  $\sigma = 0$  mho/m,  $\epsilon_r = 1$ ;  $\rho = 1$  kg/m<sup>3</sup>

Ambient Temperature : 22.3 °C

DASY4 Configuration:

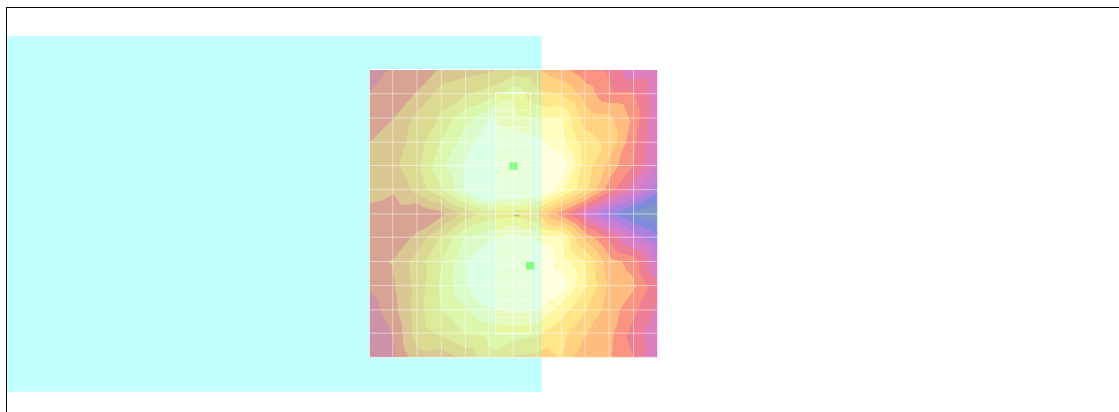
- Probe: AM1DV2 - 1038; ; Calibrated: 2010/1/21
- Sensor-Surface: 0mm (Fix Surface)
- Electronics: DAE3 Sn577; Calibrated: 2009/8/24
- Phantom: HAC Test Arch with AMCC; Type: SD HAC P01 BA;
- Measurement SW: DASY4, V4.7 Build 80; Postprocessing SW: SEMCAD, V1.8 Build 186

**Scans/y (transversal) fine 3mm 6 x 42/ABM SNR(x,y,z) (3x15x1):**

ABM1/ABM2 = 27.4 dB

ABM1 comp = 4.93 dB A/m

Location: -3, 9, 3.7 mm



0 dB = 1.00A/m

## #10 T-Coil\_GSM1900\_Voice\_Ch810\_Slide Off\_Battery 2\_Axial (Z)

**DUT: 062328**

Communication System: PCS; Frequency: 1909.8 MHz; Duty Cycle: 1:8.3

Medium: Air Medium parameters used:  $\sigma = 0$  mho/m,  $\epsilon_r = 1$ ;  $\rho = 1$  kg/m<sup>3</sup>

Ambient Temperature : 22.3 °C

DASY4 Configuration:

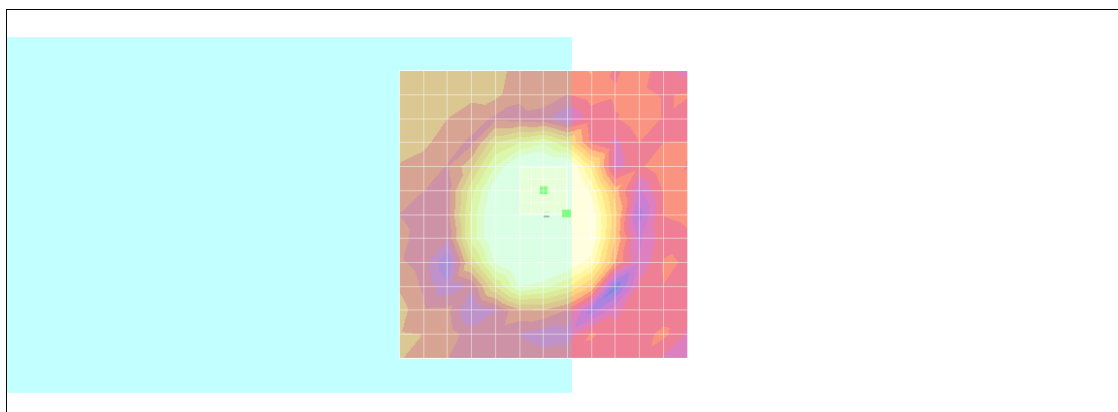
- Probe: AM1DV2 - 1038; ; Calibrated: 2010/1/21
- Sensor-Surface: 0mm (Fix Surface)
- Electronics: DAE3 Sn577; Calibrated: 2009/8/24
- Phantom: HAC Test Arch with AMCC; Type: SD HAC P01 BA;
- Measurement SW: DASY4, V4.7 Build 80; Postprocessing SW: SEMCAD, V1.8 Build 186

### Scans/z (axial) fine 2mm 8 x 8/ABM SNR(x,y,z) (5x5x1):

ABM1/ABM2 = 29.3 dB

ABM1 comp = 7.99 dB A/m

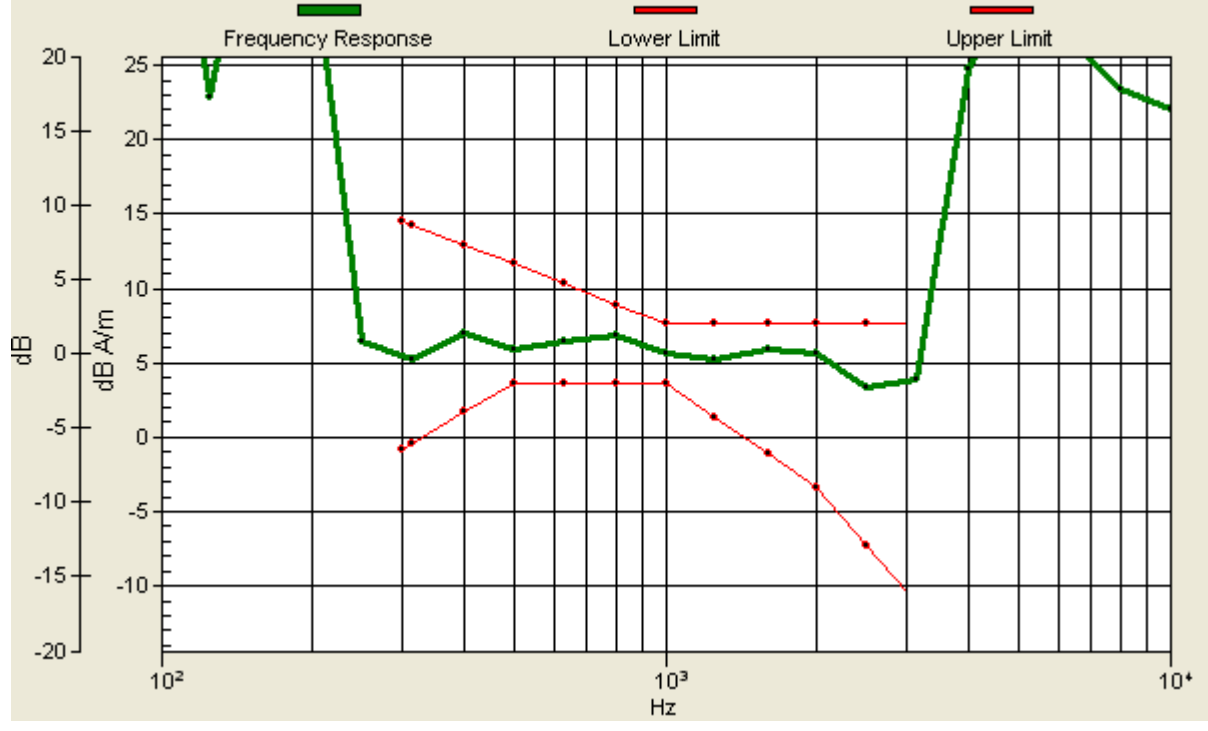
Location: -4, -0.2, 3.7 mm



0 dB = 1.00A/m

# Scans/z (axial) wideband at best S/N/ABM Freq Resp(x,y,z,f)

Loc: -4, -0.2, 3.7 mm Diff: 1.8dB



## #10 T-Coil\_GSM1900\_Voice\_Ch810\_Slide Off\_Battery 2\_Radial 1 (X)

**DUT: 062328**

Communication System: PCS; Frequency: 1909.8 MHz; Duty Cycle: 1:8.3

Medium: Air Medium parameters used:  $\sigma = 0$  mho/m,  $\epsilon_r = 1$ ;  $\rho = 1$  kg/m<sup>3</sup>

Ambient Temperature : 22.5 °C

DASY4 Configuration:

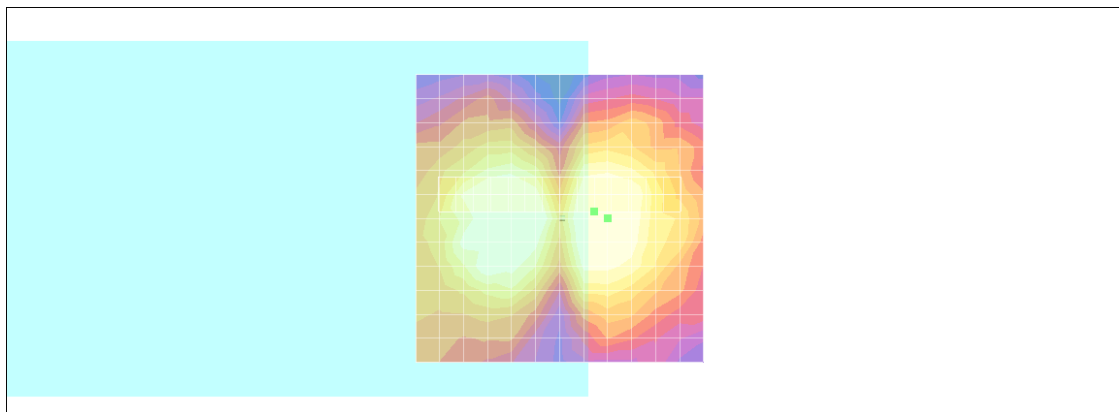
- Probe: AM1DV2 - 1038; ; Calibrated: 2010/1/21
- Sensor-Surface: 0mm (Fix Surface)
- Electronics: DAE3 Sn577; Calibrated: 2009/8/24
- Phantom: HAC Test Arch with AMCC; Type: SD HAC P01 BA;
- Measurement SW: DASY4, V4.7 Build 80; Postprocessing SW: SEMCAD, V1.8 Build 186

**Scans/x (longitudinal) fine 3mm 42 x 6/ABM SNR(x,y,z) (15x3x1):**

ABM1/ABM2 = 28.5 dB

ABM1 comp = 5.69 dB A/m

Location: -6, -1.2, 3.7 mm



0 dB = 1.00A/m

## #10 T-Coil\_GSM1900\_Voice\_Ch810\_Slide Off\_Battery 2\_Radial 2 (Y)

**DUT: 062328**

Communication System: PCS; Frequency: 1909.8 MHz; Duty Cycle: 1:8.3

Medium: Air Medium parameters used:  $\sigma = 0$  mho/m,  $\epsilon_r = 1$ ;  $\rho = 1$  kg/m<sup>3</sup>

Ambient Temperature : 22.3 °C

DASY4 Configuration:

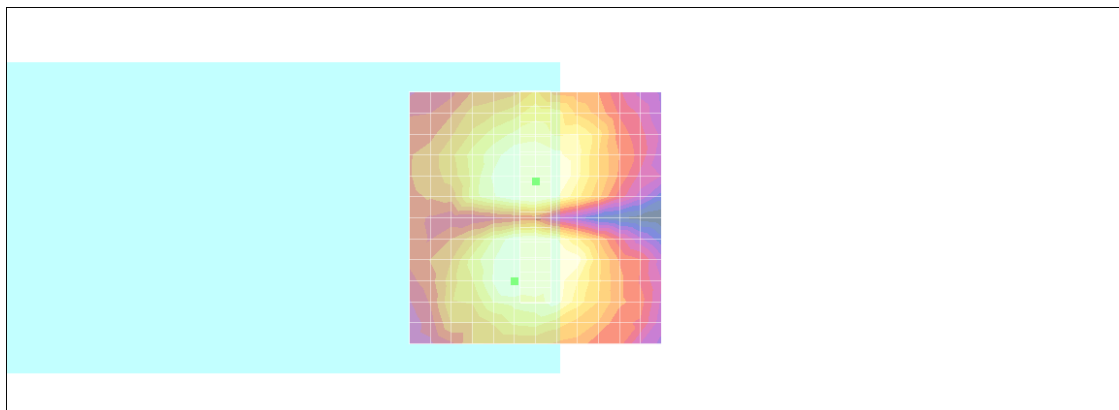
- Probe: AM1DV2 - 1038; ; Calibrated: 2010/1/21
- Sensor-Surface: 0mm (Fix Surface)
- Electronics: DAE3 Sn577; Calibrated: 2009/8/24
- Phantom: HAC Test Arch with AMCC; Type: SD HAC P01 BA;
- Measurement SW: DASY4, V4.7 Build 80; Postprocessing SW: SEMCAD, V1.8 Build 186

**Scans/y (transversal) fine 3mm 6 x 42/ABM SNR(x,y,z) (3x15x1):**

ABM1/ABM2 = 26.1 dB

ABM1 comp = 5.72 dB A/m

Location: 0, -7.2, 3.7 mm



0 dB = 1.00A/m



## #20 T-Coil\_GSM1900\_Voice\_Ch661\_Slide Off\_Battery 1\_Axial (Z)

**DUT: 062328**

Communication System: PCS; Frequency: 1880 MHz; Duty Cycle: 1:8.3

Medium: Air Medium parameters used:  $\sigma = 0$  mho/m,  $\epsilon_r = 1$ ;  $\rho = 1$  kg/m<sup>3</sup>

Ambient Temperature : 22.4 °C

DASY4 Configuration:

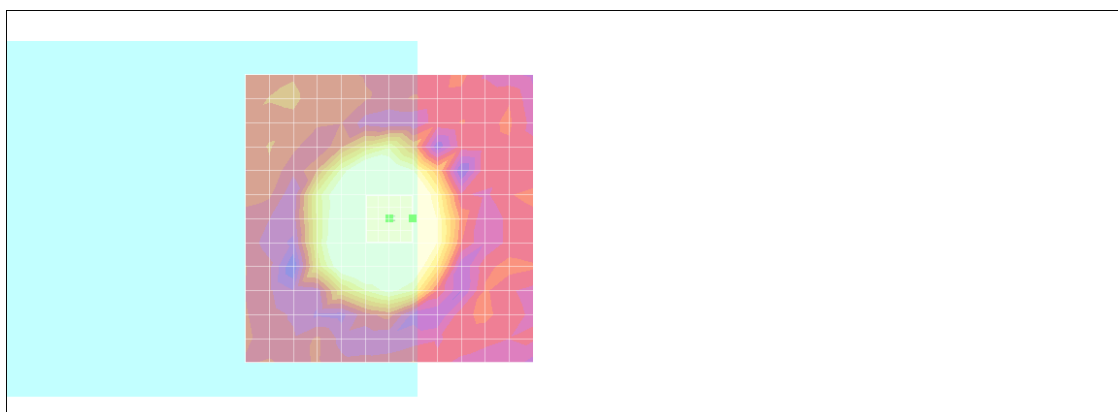
- Probe: AM1DV2 - 1038; ; Calibrated: 2010/1/21
- Sensor-Surface: 0mm (Fix Surface)
- Electronics: DAE3 Sn577; Calibrated: 2009/8/24
- Phantom: HAC Test Arch with AMCC; Type: SD HAC P01 BA;
- Measurement SW: DASY4, V4.7 Build 80; Postprocessing SW: SEMCAD, V1.8 Build 186

**Scans/z (axial) fine 2mm 8 x 8/ABM SNR(x,y,z) (5x5x1):**

ABM1/ABM2 = 30.6 dB

ABM1 comp = 9.89 dB A/m

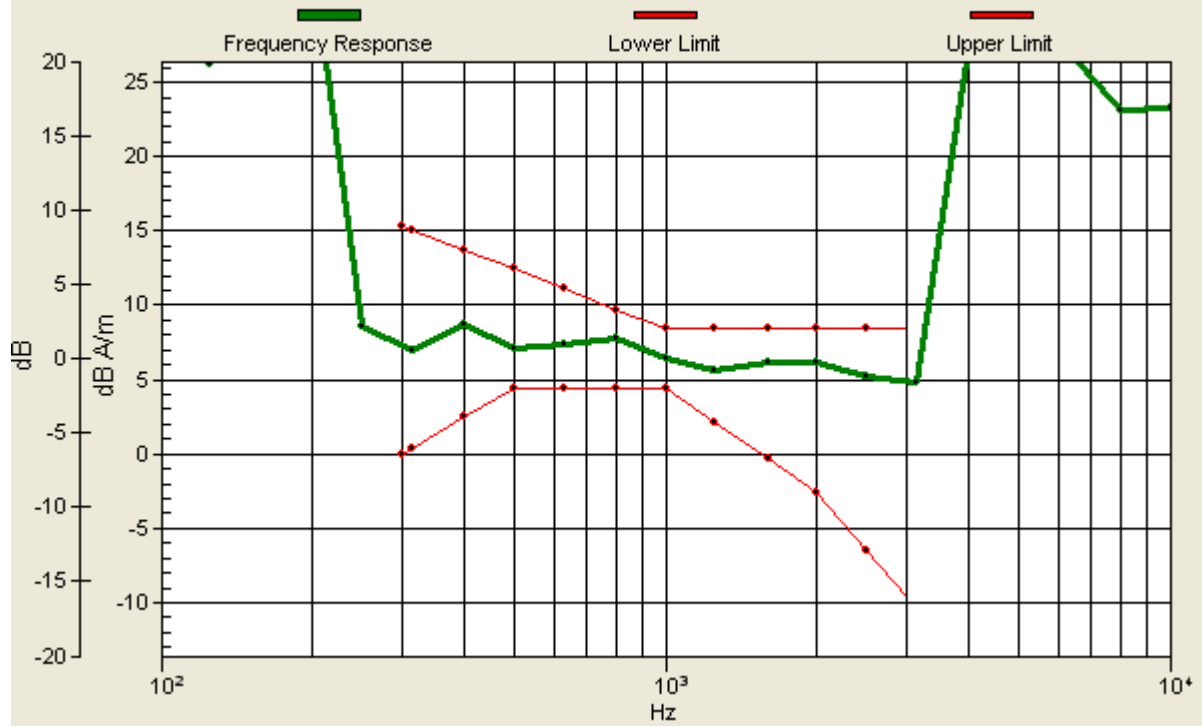
Location: -4, 0, 3.7 mm



0 dB = 1.00A/m

# Scans/z (axial) wideband at best S/N/ABM Freq Resp(x,y,z,f)

Loc: -4, 0, 3.7 mm Diff: 1.93dB



## #20 T-Coil\_GSM1900\_Voice\_Ch661\_Slide Off\_Battery 1\_Radial 1 (X)

**DUT: 062328**

Communication System: PCS; Frequency: 1880 MHz; Duty Cycle: 1:8.3

Medium: Air Medium parameters used:  $\sigma = 0$  mho/m,  $\epsilon_r = 1$ ;  $\rho = 1$  kg/m<sup>3</sup>

Ambient Temperature : 22.4 °C

DASY4 Configuration:

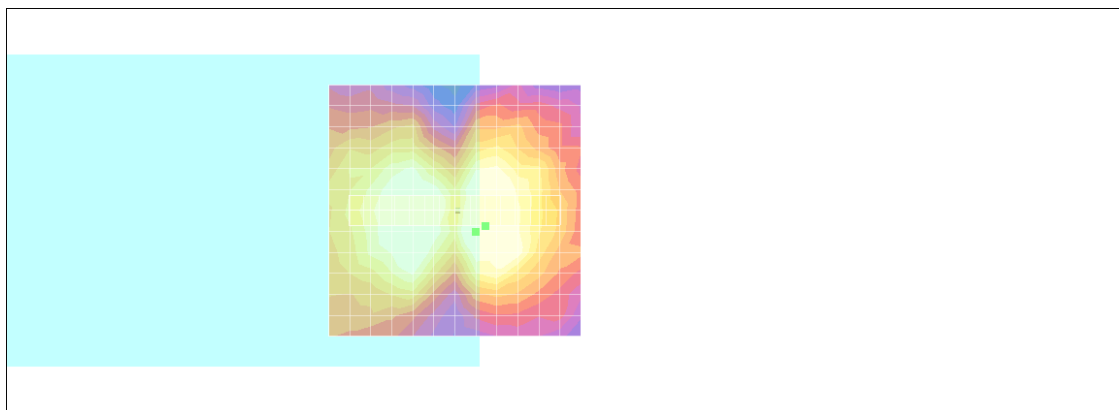
- Probe: AM1DV2 - 1038; ; Calibrated: 2010/1/21
- Sensor-Surface: 0mm (Fix Surface)
- Electronics: DAE3 Sn577; Calibrated: 2009/8/24
- Phantom: HAC Test Arch with AMCC; Type: SD HAC P01 BA;
- Measurement SW: DASY4, V4.7 Build 80; Postprocessing SW: SEMCAD, V1.8 Build 186

**Scans/x (longitudinal) fine 3mm 42 x 6/ABM SNR(x,y,z) (15x3x1):**

ABM1/ABM2 = 27.2 dB

ABM1 comp = 6.75 dB A/m

Location: -6, 3, 3.7 mm



0 dB = 1.00A/m

## #20 T-Coil\_GSM1900\_Voice\_Ch661\_Slide Off\_Battery 1\_Radial 2 (Y)

**DUT: 062328**

Communication System: PCS; Frequency: 1880 MHz; Duty Cycle: 1:8.3

Medium: Air Medium parameters used:  $\sigma = 0$  mho/m,  $\epsilon_r = 1$ ;  $\rho = 1$  kg/m<sup>3</sup>

Ambient Temperature : 22.5 °C

DASY4 Configuration:

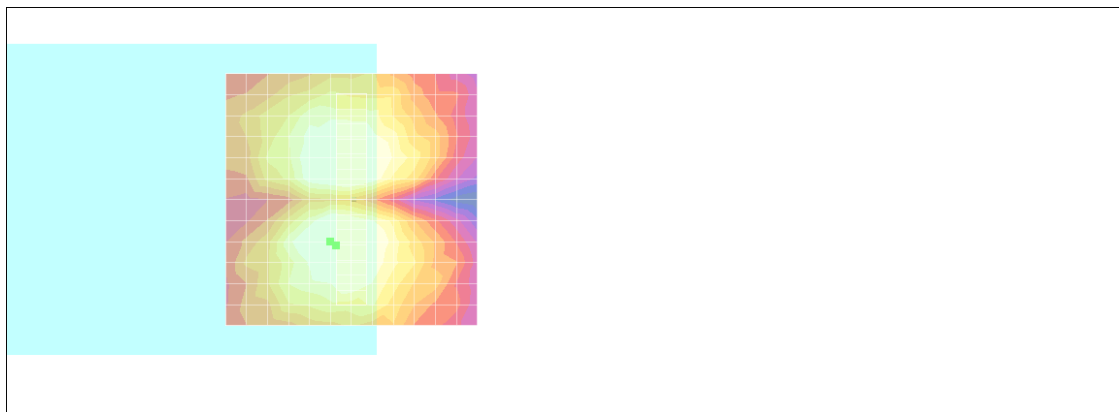
- Probe: AM1DV2 - 1038; ; Calibrated: 2010/1/21
- Sensor-Surface: 0mm (Fix Surface)
- Electronics: DAE3 Sn577; Calibrated: 2009/8/24
- Phantom: HAC Test Arch with AMCC; Type: SD HAC P01 BA;
- Measurement SW: DASY4, V4.7 Build 80; Postprocessing SW: SEMCAD, V1.8 Build 186

**Scans/y (transversal) fine 3mm 6 x 42/ABM SNR(x,y,z) (3x15x1):**

ABM1/ABM2 = 28.0 dB

ABM1 comp = 6.39 dB A/m

Location: 3, 9, 3.7 mm



0 dB = 1.00A/m

## #24 T-Coil\_GSM1900\_Voice\_Ch661\_Slide Off\_Battery 1\_2nd\_Axial (Z)

**DUT: 062328**

Communication System: PCS; Frequency: 1880 MHz; Duty Cycle: 1:8.3

Medium: Air Medium parameters used:  $\sigma = 0$  mho/m,  $\epsilon_r = 1$ ;  $\rho = 1$  kg/m<sup>3</sup>

Ambient Temperature : 22.4 °C

DASY4 Configuration:

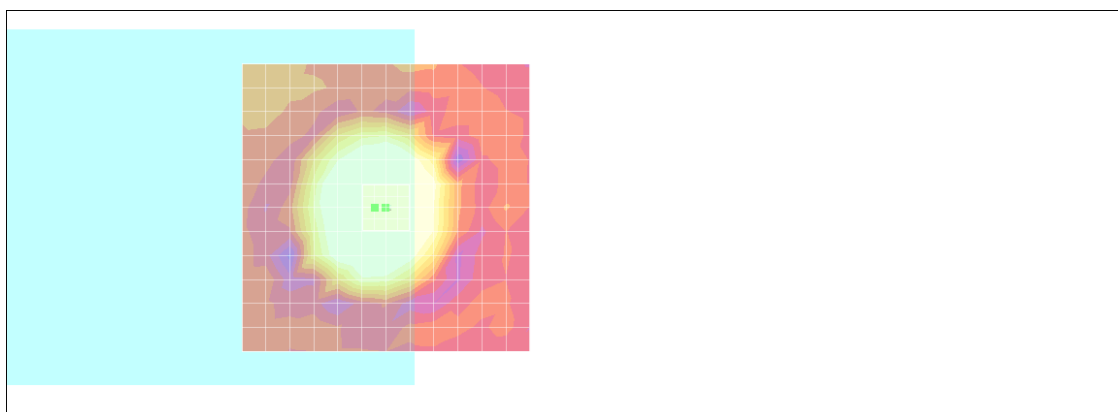
- Probe: AM1DV2 - 1038; ; Calibrated: 2010/1/21
- Sensor-Surface: 0mm (Fix Surface)
- Electronics: DAE3 Sn577; Calibrated: 2009/8/24
- Phantom: HAC Test Arch with AMCC; Type: SD HAC P01 BA;
- Measurement SW: DASY4, V4.7 Build 80; Postprocessing SW: SEMCAD, V1.8 Build 186

### Scans/z (axial) fine 2mm 8 x 8/ABM SNR(x,y,z) (5x5x1):

ABM1/ABM2 = 31.4 dB

ABM1 comp = 13.3 dB A/m

Location: 2, 0, 3.7 mm



0 dB = 1.00A/m

# Scans/z (axial) wideband at best S/N/ABM Freq Resp(x,y,z,f)

Loc: 2, 0, 3.7 mm Diff: 0.5dB



## #24 T-Coil\_GSM1900\_Voice\_Ch661\_Slide Off\_Battery 1\_2nd\_Radial 1 (X)

**DUT: 062328**

Communication System: PCS; Frequency: 1880 MHz; Duty Cycle: 1:8.3

Medium: Air Medium parameters used:  $\sigma = 0$  mho/m,  $\epsilon_r = 1$ ;  $\rho = 1$  kg/m<sup>3</sup>

Ambient Temperature : 22.4 °C

DASY4 Configuration:

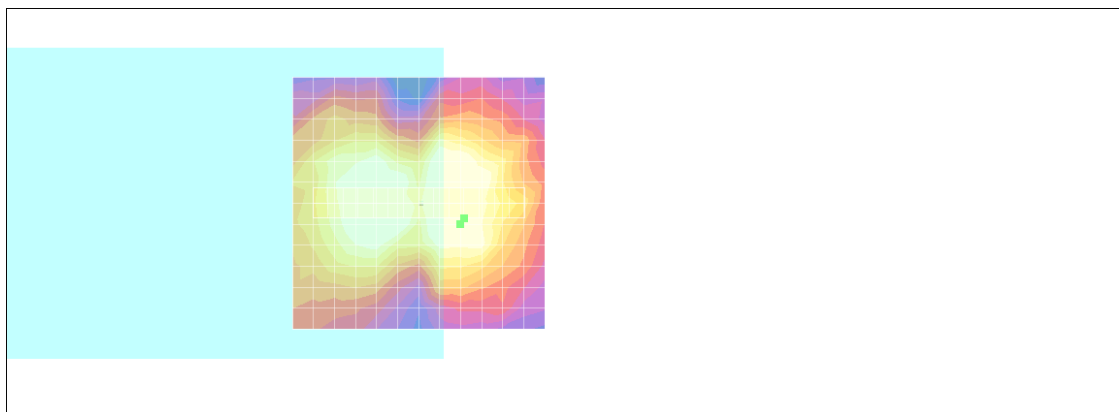
- Probe: AM1DV2 - 1038; ; Calibrated: 2010/1/21
- Sensor-Surface: 0mm (Fix Surface)
- Electronics: DAE3 Sn577; Calibrated: 2009/8/24
- Phantom: HAC Test Arch with AMCC; Type: SD HAC P01 BA;
- Measurement SW: DASY4, V4.7 Build 80; Postprocessing SW: SEMCAD, V1.8 Build 186

**Scans/x (longitudinal) fine 3mm 42 x 6/ABM SNR(x,y,z) (15x3x1):**

ABM1/ABM2 = 29.5 dB

ABM1 comp = 4.76 dB A/m

Location: -9, 3, 3.7 mm



0 dB = 1.00A/m

## #24 T-Coil\_GSM1900\_Voice\_Ch661\_Slide Off\_Battery 1\_2nd\_Radial 2 (Y)

**DUT: 062328**

Communication System: PCS; Frequency: 1880 MHz; Duty Cycle: 1:8.3

Medium: Air Medium parameters used:  $\sigma = 0$  mho/m,  $\epsilon_r = 1$ ;  $\rho = 1$  kg/m<sup>3</sup>

Ambient Temperature : 22.4 °C

DASY4 Configuration:

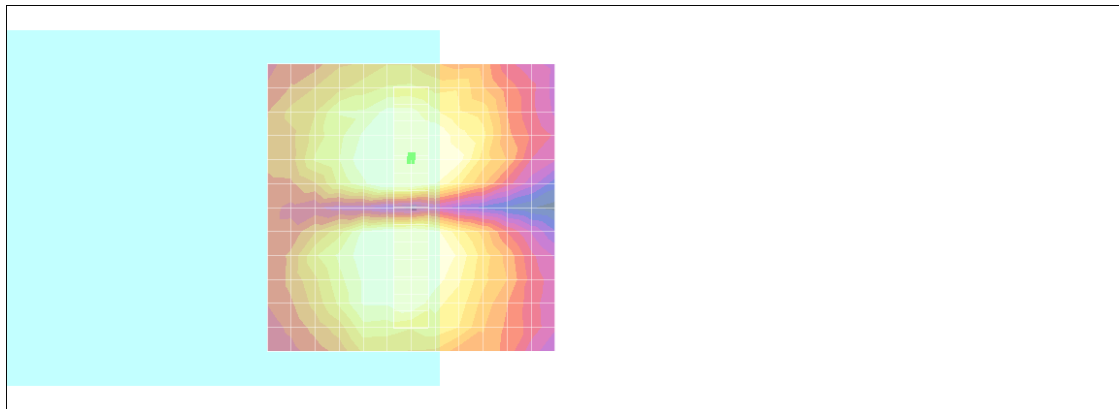
- Probe: AM1DV2 - 1038; ; Calibrated: 2010/1/21
- Sensor-Surface: 0mm (Fix Surface)
- Electronics: DAE3 Sn577; Calibrated: 2009/8/24
- Phantom: HAC Test Arch with AMCC; Type: SD HAC P01 BA;
- Measurement SW: DASY4, V4.7 Build 80; Postprocessing SW: SEMCAD, V1.8 Build 186

**Scans/y (transversal) fine 3mm 6 x 42/ABM SNR(x,y,z) (3x15x1):**

ABM1/ABM2 = 28.1 dB

ABM1 comp = 6.42 dB A/m

Location: 0, -9, 3.7 mm



0 dB = 1.00A/m



## #15 T-Coil\_WCDMA V\_Voice\_Ch4182\_Slide Off\_Battery 2\_Axial (Z)

**DUT: 062328**

Communication System: WCDMA; Frequency: 836.4 MHz; Duty Cycle: 1:1

Medium: Air Medium parameters used:  $\sigma = 0$  mho/m,  $\epsilon_r = 1$ ;  $\rho = 1$  kg/m<sup>3</sup>

Ambient Temperature : 22.4 °C

DASY4 Configuration:

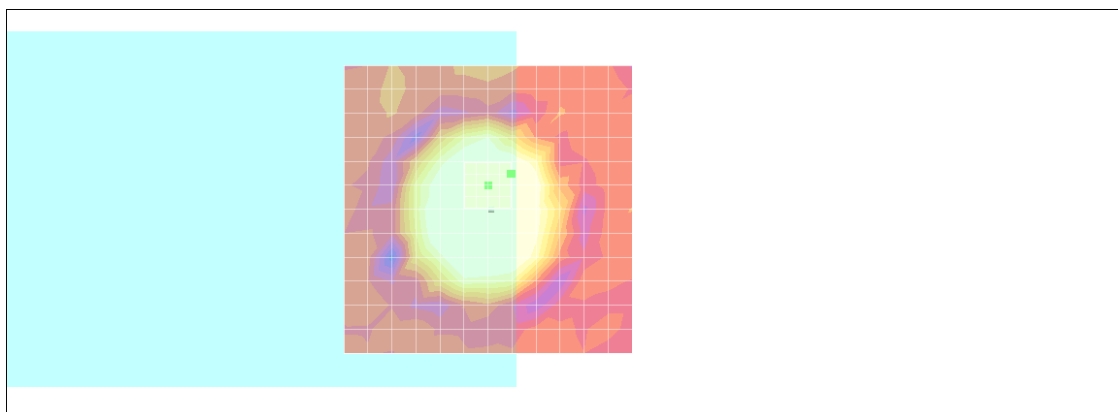
- Probe: AM1DV2 - 1038; ; Calibrated: 2010/1/21
- Sensor-Surface: 0mm (Fix Surface)
- Electronics: DAE3 Sn577; Calibrated: 2009/8/24
- Phantom: HAC Test Arch with AMCC; Type: SD HAC P01 BA;
- Measurement SW: DASY4, V4.7 Build 80; Postprocessing SW: SEMCAD, V1.8 Build 186

### Scans/z (axial) fine 2mm 8 x 8/ABM SNR(x,y,z) (5x5x1):

ABM1/ABM2 = 34.7 dB

ABM1 comp = 6.75 dB A/m

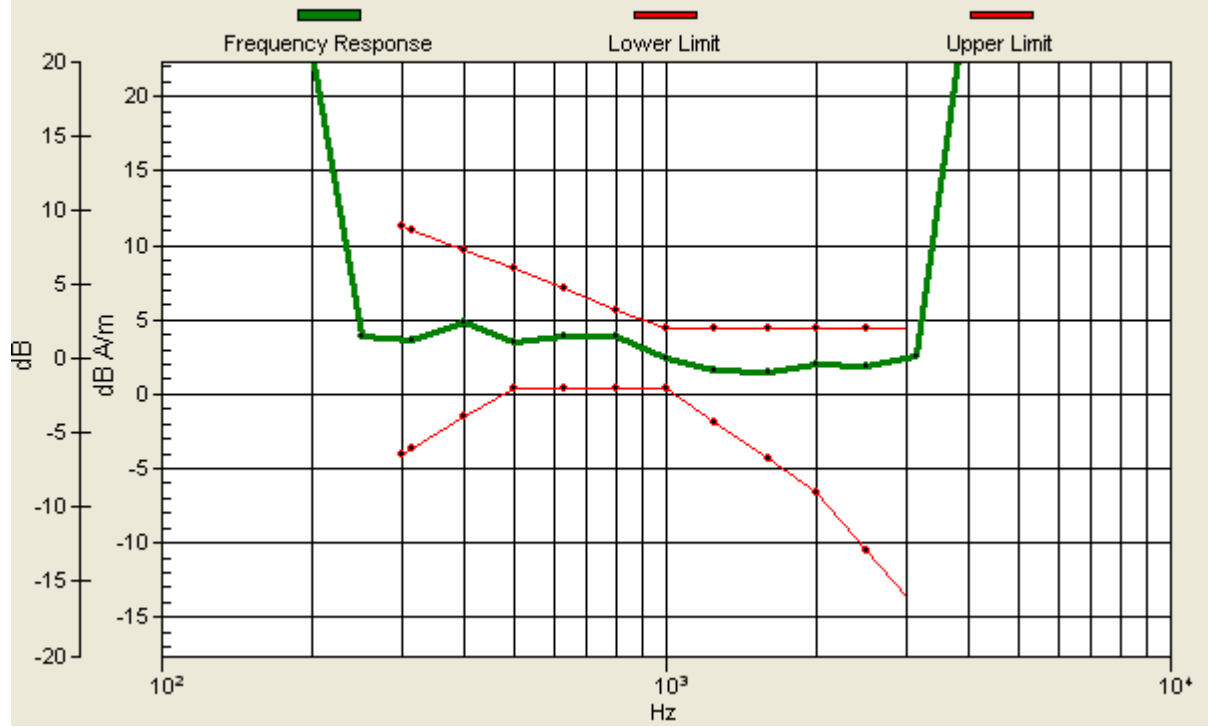
Location: -4, -6.2, 3.7 mm



0 dB = 1.00A/m

# Scans/z (axial) wideband at best S/N/ABM Freq Resp(x,y,z,f)

Loc: -4, -6.2, 3.7 mm Diff: 1.87dB



## #15 T-Coil\_WCDMA V\_Voice\_Ch4182\_Slide Off\_Battery 2\_Radial 1 (X)

**DUT: 062328**

Communication System: WCDMA; Frequency: 836.4 MHz; Duty Cycle: 1:1

Medium: Air Medium parameters used:  $\sigma = 0$  mho/m,  $\epsilon_r = 1$ ;  $\rho = 1$  kg/m<sup>3</sup>

Ambient Temperature : 22.6 °C

DASY4 Configuration:

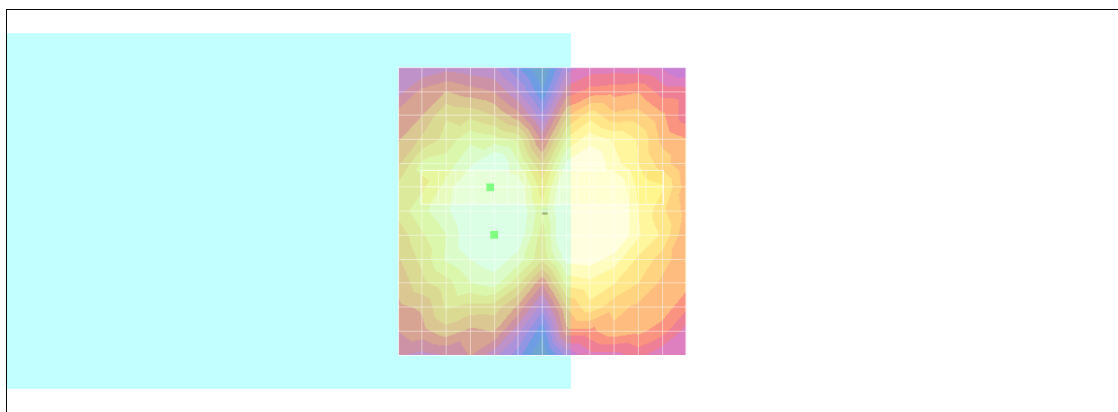
- Probe: AM1DV2 - 1038; ; Calibrated: 2010/1/21
- Sensor-Surface: 0mm (Fix Surface)
- Electronics: DAE3 Sn577; Calibrated: 2009/8/24
- Phantom: HAC Test Arch with AMCC; Type: SD HAC P01 BA;
- Measurement SW: DASY4, V4.7 Build 80; Postprocessing SW: SEMCAD, V1.8 Build 186

**Scans/x (longitudinal) fine 3mm 42 x 6/ABM SNR(x,y,z) (15x3x1):**

ABM1/ABM2 = 35.5 dB

ABM1 comp = 4.61 dB A/m

Location: 9, -4.2, 3.7 mm



0 dB = 1.00A/m

## #15 T-Coil\_WCDMA V\_Voice\_Ch4182\_Slide Off\_Battery 2\_Radial 2 (Y)

**DUT: 062328**

Communication System: WCDMA; Frequency: 836.4 MHz; Duty Cycle: 1:1

Medium: Air Medium parameters used:  $\sigma = 0$  mho/m,  $\epsilon_r = 1$ ;  $\rho = 1$  kg/m<sup>3</sup>

Ambient Temperature : 22.6 °C

DASY4 Configuration:

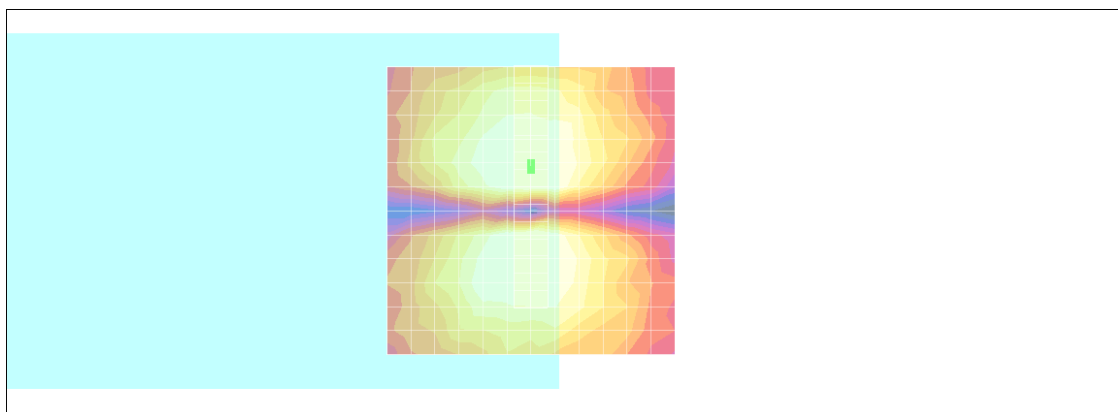
- Probe: AM1DV2 - 1038; ; Calibrated: 2010/1/21
- Sensor-Surface: 0mm (Fix Surface)
- Electronics: DAE3 Sn577; Calibrated: 2009/8/24
- Phantom: HAC Test Arch with AMCC; Type: SD HAC P01 BA;
- Measurement SW: DASY4, V4.7 Build 80; Postprocessing SW: SEMCAD, V1.8 Build 186

**Scans/y (transversal) fine 3mm 6 x 42/ABM SNR(x,y,z) (3x15x1):**

ABM1/ABM2 = 35.5 dB

ABM1 comp = 6.30 dB A/m

Location: 0, -7.2, 3.7 mm



0 dB = 1.00A/m

## #16 T-Coil\_WCDMA V\_Voice\_Ch4182\_Slide Left\_Battery 2\_Axial (Z)

**DUT: 062328**

Communication System: WCDMA; Frequency: 836.4 MHz; Duty Cycle: 1:1

Medium: Air Medium parameters used:  $\sigma = 0$  mho/m,  $\epsilon_r = 1$ ;  $\rho = 1$  kg/m<sup>3</sup>

Ambient Temperature : 22.0 °C ; Liquid Temperature : 22.0 °C

DASY4 Configuration:


- Probe: AM1DV2 - 1038; ; Calibrated: 2010/1/21
- Sensor-Surface: 0mm (Fix Surface)
- Electronics: DAE3 Sn577; Calibrated: 2009/8/24
- Phantom: HAC Test Arch with AMCC; Type: SD HAC P01 BA;
- Measurement SW: DASY4, V4.7 Build 80; Postprocessing SW: SEMCAD, V1.8 Build 186

### Scans/z (axial) fine 2mm 8 x 8/ABM SNR(x,y,z) (5x5x1):

ABM1/ABM2 = 34.9 dB

ABM1 comp = 7.18 dB A/m

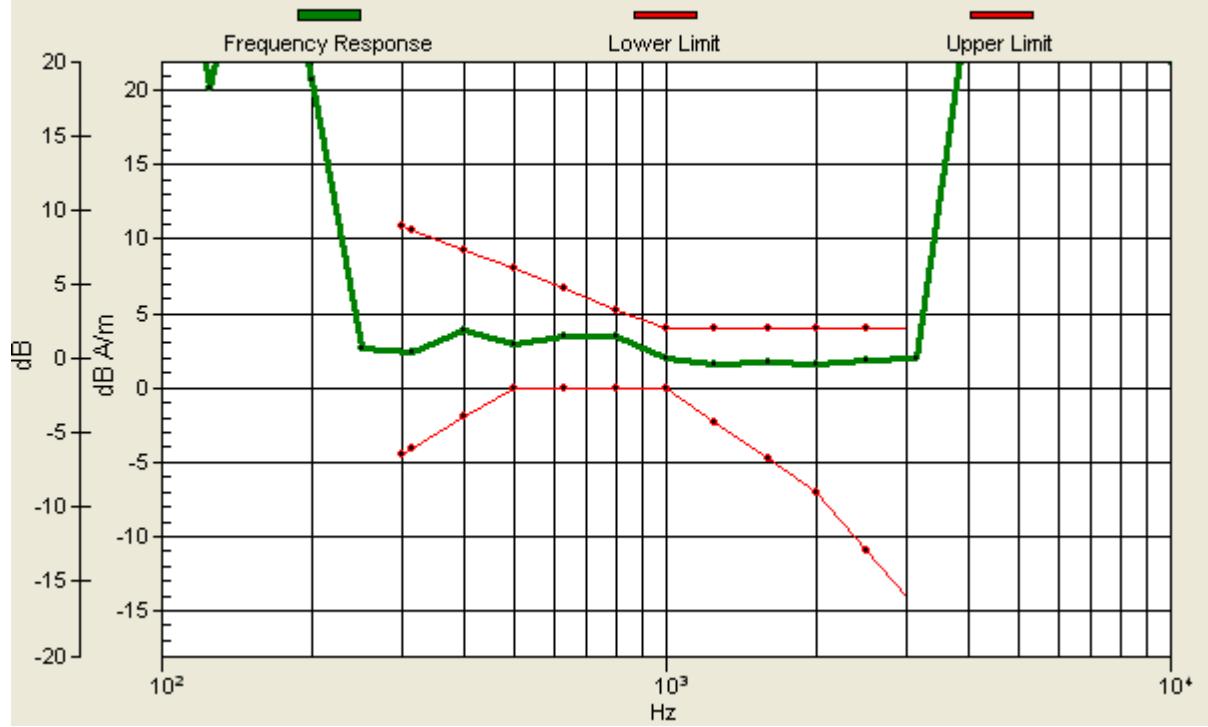
Location: -4, -6.2, 3.7 mm



0 dB = 1.00A/m

# Scans/z (axial) wideband at best S/N/ABM Freq Resp(x,y,z,f)

Loc: -4, -6.2, 3.7 mm Diff: 1.74dB



## #16 T-Coil\_WCDMA V\_Voice\_Ch4182\_Slide Left\_Battery 2\_Radial 1 (X)

**DUT: 062328**

Communication System: WCDMA; Frequency: 836.4 MHz; Duty Cycle: 1:1

Medium: Air Medium parameters used:  $\sigma = 0$  mho/m,  $\epsilon_r = 1$ ;  $\rho = 1$  kg/m<sup>3</sup>

Ambient Temperature : 22.5 °C

DASY4 Configuration:


- Probe: AM1DV2 - 1038; ; Calibrated: 2010/1/21
- Sensor-Surface: 0mm (Fix Surface)
- Electronics: DAE3 Sn577; Calibrated: 2009/8/24
- Phantom: HAC Test Arch with AMCC; Type: SD HAC P01 BA;
- Measurement SW: DASY4, V4.7 Build 80; Postprocessing SW: SEMCAD, V1.8 Build 186

**Scans/x (longitudinal) fine 3mm 42 x 6/ABM SNR(x,y,z) (15x3x1):**

ABM1/ABM2 = 34.9 dB

ABM1 comp = 4.98 dB A/m

Location: 9, -4.2, 3.7 mm



0 dB = 1.00A/m

## #16 T-Coil\_WCDMA V\_Voice\_Ch4182\_Slide Left\_Battery 2\_Radial 2 (Y)

**DUT: 062328**

Communication System: WCDMA; Frequency: 836.4 MHz; Duty Cycle: 1:1

Medium: Air Medium parameters used:  $\sigma = 0$  mho/m,  $\epsilon_r = 1$ ;  $\rho = 1$  kg/m<sup>3</sup>

Ambient Temperature : 22.5 °C

DASY4 Configuration:

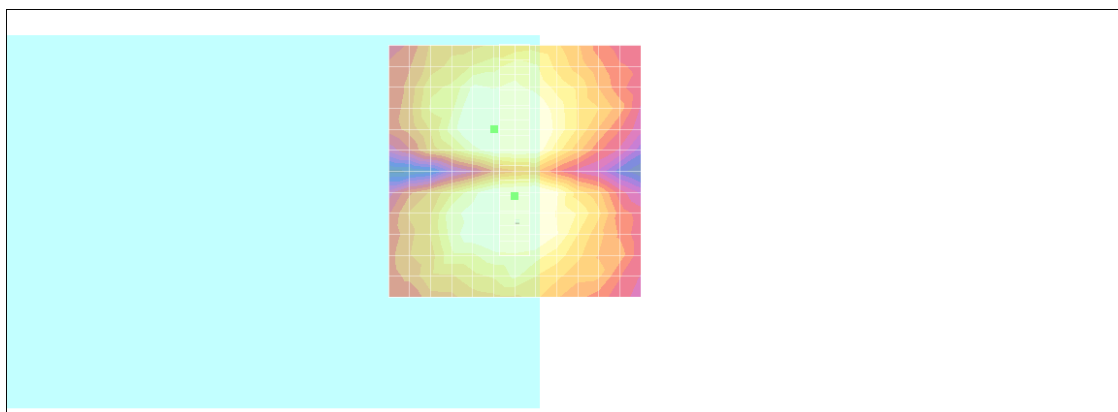
- Probe: AM1DV2 - 1038; ; Calibrated: 2010/1/21
- Sensor-Surface: 0mm (Fix Surface)
- Electronics: DAE3 Sn577; Calibrated: 2009/8/24
- Phantom: HAC Test Arch with AMCC; Type: SD HAC P01 BA;
- Measurement SW: DASY4, V4.7 Build 80; Postprocessing SW: SEMCAD, V1.8 Build 186

**Scans/y (transversal) fine 3mm 6 x 42/ABM SNR(x,y,z) (3x15x1):**

ABM1/ABM2 = 34.5 dB

ABM1 comp = 5.33 dB A/m

Location: 0, 4.8, 3.7 mm



0 dB = 1.00A/m



## #17 T-Coil\_WCDMA V\_Voice\_Ch4132\_Slide Left\_Battery 2\_Axial (Z)

**DUT: 062328**

Communication System: WCDMA; Frequency: 826.4 MHz; Duty Cycle: 1:1

Medium: Air Medium parameters used:  $\sigma = 0$  mho/m,  $\epsilon_r = 1$ ;  $\rho = 1$  kg/m<sup>3</sup>

Ambient Temperature : 22.4 °C

DASY4 Configuration:


- Probe: AM1DV2 - 1038; ; Calibrated: 2010/1/21
- Sensor-Surface: 0mm (Fix Surface)
- Electronics: DAE3 Sn577; Calibrated: 2009/8/24
- Phantom: HAC Test Arch with AMCC; Type: SD HAC P01 BA;
- Measurement SW: DASY4, V4.7 Build 80; Postprocessing SW: SEMCAD, V1.8 Build 186

**Scans/z (axial) fine 2mm 8 x 8/ABM SNR(x,y,z) (5x5x1):**

ABM1/ABM2 = 34.5 dB

ABM1 comp = 9.07 dB A/m

Location: -4, 2, 3.7 mm



0 dB = 1.00A/m

# Scans/z (axial) wideband at best S/N/ABM Freq Resp(x,y,z,f)

Loc: -4, 2, 3.7 mm Diff: 1.75dB



## #17 T-Coil\_WCDMA V\_Voice\_Ch4132\_Slide Left\_Battery 2\_Radial 1 (X)

**DUT: 062328**

Communication System: WCDMA; Frequency: 826.4 MHz; Duty Cycle: 1:1

Medium: Air Medium parameters used:  $\sigma = 0$  mho/m,  $\epsilon_r = 1$ ;  $\rho = 1$  kg/m<sup>3</sup>

Ambient Temperature : 22.4 °C

DASY4 Configuration:

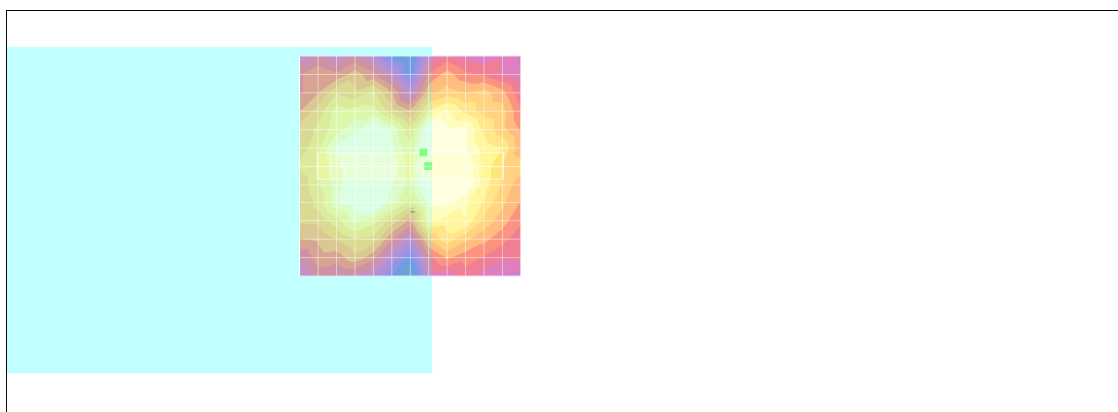
- Probe: AM1DV2 - 1038; ; Calibrated: 2010/1/21
- Sensor-Surface: 0mm (Fix Surface)
- Electronics: DAE3 Sn577; Calibrated: 2009/8/24
- Phantom: HAC Test Arch with AMCC; Type: SD HAC P01 BA;
- Measurement SW: DASY4, V4.7 Build 80; Postprocessing SW: SEMCAD, V1.8 Build 186

**Scans/x (longitudinal) fine 3mm 42 x 6/ABM SNR(x,y,z) (15x3x1):**

ABM1/ABM2 = 34.3 dB

ABM1 comp = 3.97 dB A/m

Location: -3, -3, 3.7 mm



0 dB = 1.00A/m

## #17 T-Coil\_WCDMA V\_Voice\_Ch4132\_Slide Left\_Battery 2\_Radial 2 (Y)

**DUT: 062328**

Communication System: WCDMA; Frequency: 826.4 MHz; Duty Cycle: 1:1

Medium: Air Medium parameters used:  $\sigma = 0$  mho/m,  $\epsilon_r = 1$ ;  $\rho = 1$  kg/m<sup>3</sup>

Ambient Temperature : 22.4 °C

DASY4 Configuration:

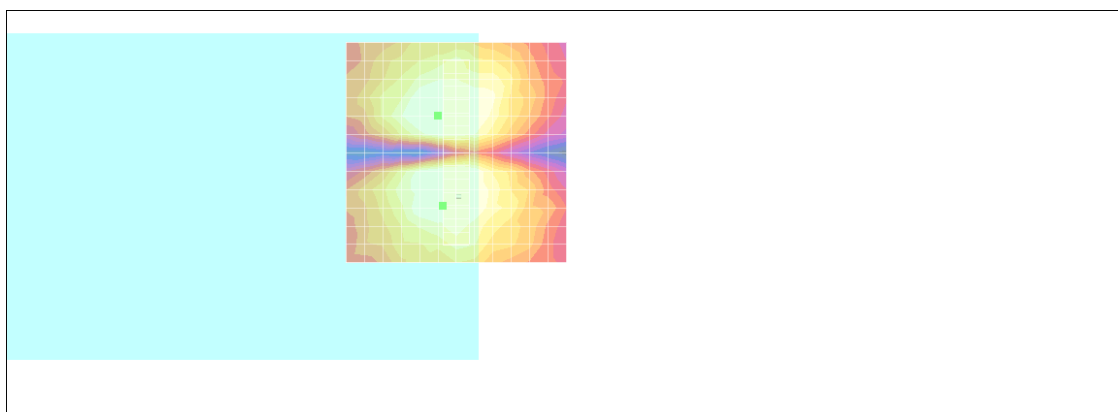
- Probe: AM1DV2 - 1038; ; Calibrated: 2010/1/21
- Sensor-Surface: 0mm (Fix Surface)
- Electronics: DAE3 Sn577; Calibrated: 2009/8/24
- Phantom: HAC Test Arch with AMCC; Type: SD HAC P01 BA;
- Measurement SW: DASY4, V4.7 Build 80; Postprocessing SW: SEMCAD, V1.8 Build 186

**Scans/y (transversal) fine 3mm 6 x 42/ABM SNR(x,y,z) (3x15x1):**

ABM1/ABM2 = 34.1 dB

ABM1 comp = 3.53 dB A/m

Location: 3, 12, 3.7 mm



0 dB = 1.00A/m

## #18 T-Coil\_WCDMA V\_Voice\_Ch4233\_Slide Left\_Battery 2\_Axial (Z)

**DUT: 062328**

Communication System: WCDMA; Frequency: 846.6 MHz; Duty Cycle: 1:1

Medium: Air Medium parameters used:  $\sigma = 0$  mho/m,  $\epsilon_r = 1$ ;  $\rho = 1$  kg/m<sup>3</sup>

Ambient Temperature : 22.4 °C

DASY4 Configuration:

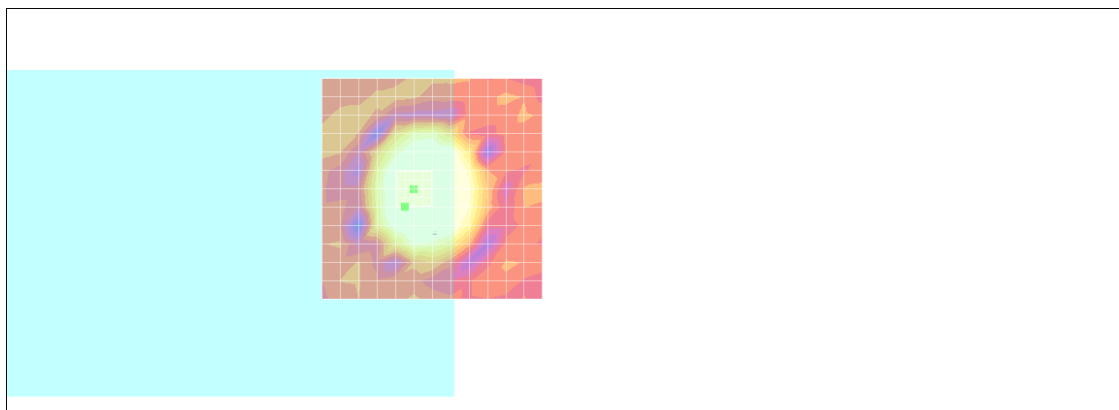
- Probe: AM1DV2 - 1038; ; Calibrated: 2010/1/21
- Sensor-Surface: 0mm (Fix Surface)
- Electronics: DAE3 Sn577; Calibrated: 2009/8/24
- Phantom: HAC Test Arch with AMCC; Type: SD HAC P01 BA;
- Measurement SW: DASY4, V4.7 Build 80; Postprocessing SW: SEMCAD, V1.8 Build 186

**Scans/z (axial) fine 2mm 8 x 8/ABM SNR(x,y,z) (5x5x1):**

ABM1/ABM2 = 33.7 dB

ABM1 comp = 8.97 dB A/m

Location: 6.2, 4, 3.7 mm



0 dB = 1.00A/m



## #18 T-Coil\_WCDMA V\_Voice\_Ch4233\_Slide Left\_Battery 2\_Radial 1 (X)

**DUT: 062328**

Communication System: WCDMA; Frequency: 846.6 MHz; Duty Cycle: 1:1

Medium: Air Medium parameters used:  $\sigma = 0$  mho/m,  $\epsilon_r = 1$ ;  $\rho = 1$  kg/m<sup>3</sup>

Ambient Temperature : 22.4 °C

DASY4 Configuration:

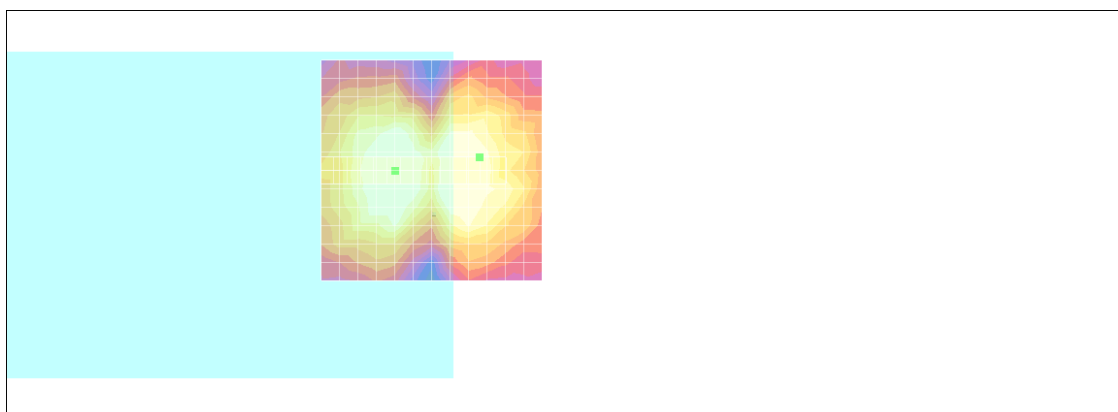
- Probe: AM1DV2 - 1038; ; Calibrated: 2010/1/21
- Sensor-Surface: 0mm (Fix Surface)
- Electronics: DAE3 Sn577; Calibrated: 2009/8/24
- Phantom: HAC Test Arch with AMCC; Type: SD HAC P01 BA;
- Measurement SW: DASY4, V4.7 Build 80; Postprocessing SW: SEMCAD, V1.8 Build 186

**Scans/x (longitudinal) fine 3mm 42 x 6/ABM SNR(x,y,z) (15x3x1):**

ABM1/ABM2 = 34.7 dB

ABM1 comp = 2.66 dB A/m

Location: -10.8, -3, 3.7 mm



0 dB = 1.00A/m

### #18 T-Coil\_WCDMA V\_Voice\_Ch4233\_Slide Left\_Battery 2\_Radial 2 (Y)

**DUT: 062328**

Communication System: WCDMA; Frequency: 846.6 MHz; Duty Cycle: 1:1

Medium: Air Medium parameters used:  $\sigma = 0$  mho/m,  $\epsilon_r = 1$ ;  $\rho = 1$  kg/m<sup>3</sup>

Ambient Temperature : 22.5 °C

DASY4 Configuration:

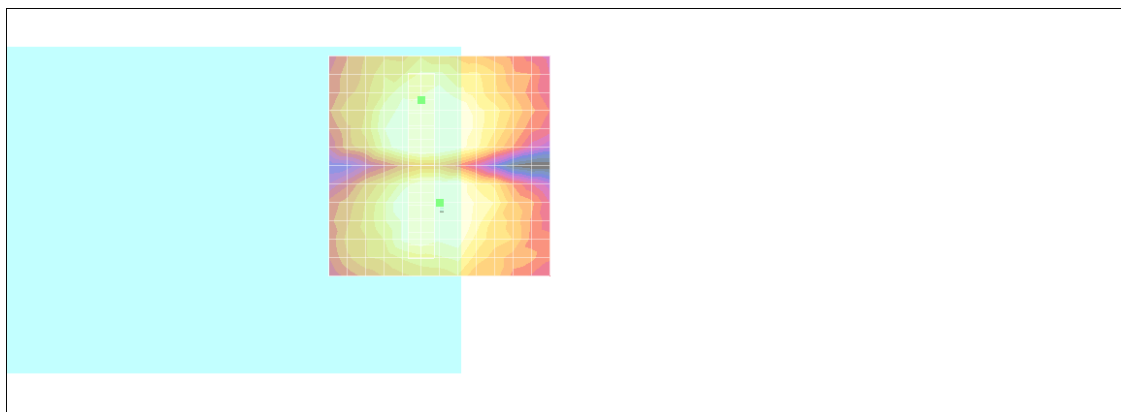
- Probe: AM1DV2 - 1038; ; Calibrated: 2010/1/21
- Sensor-Surface: 0mm (Fix Surface)
- Electronics: DAE3 Sn577; Calibrated: 2009/8/24
- Phantom: HAC Test Arch with AMCC; Type: SD HAC P01 BA;
- Measurement SW: DASY4, V4.7 Build 80; Postprocessing SW: SEMCAD, V1.8 Build 186

**Scans/y (transversal) fine 3mm 6 x 42/ABM SNR(x,y,z) (3x15x1):**

ABM1/ABM2 = 34.0 dB

ABM1 comp = 0.526 dB A/m

Location: 4.2, -15, 3.7 mm



0 dB = 1.00A/m



## #22 T-Coil\_WCDMA V\_Voice\_Ch4233\_Slide Left\_Battery 1\_Axial (Z)

**DUT: 062328**

Communication System: WCDMA; Frequency: 846.6 MHz; Duty Cycle: 1:1

Medium: Air Medium parameters used:  $\sigma = 0$  mho/m,  $\epsilon_r = 1$ ;  $\rho = 1$  kg/m<sup>3</sup>

Ambient Temperature : 22.5 °C

DASY4 Configuration:

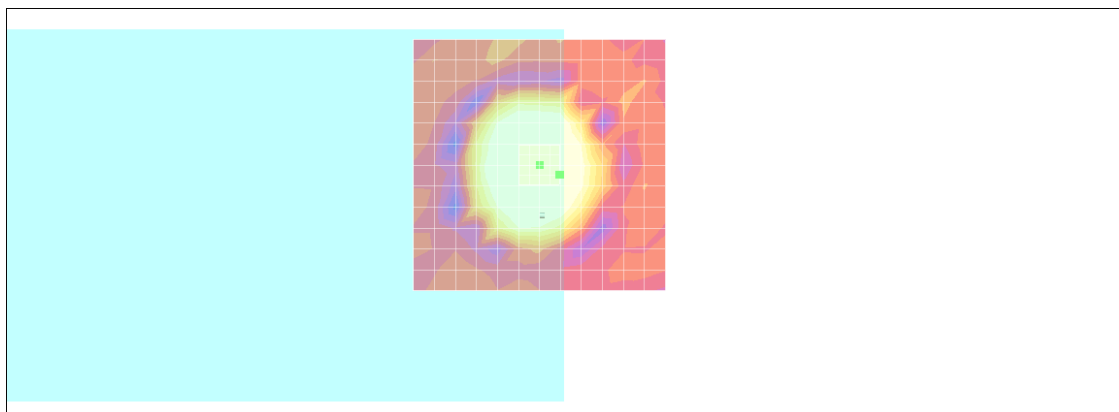
- Probe: AM1DV2 - 1038; ; Calibrated: 2010/1/21
- Sensor-Surface: 0mm (Fix Surface)
- Electronics: DAE3 Sn577; Calibrated: 2009/8/24
- Phantom: HAC Test Arch with AMCC; Type: SD HAC P01 BA;
- Measurement SW: DASY4, V4.7 Build 80; Postprocessing SW: SEMCAD, V1.8 Build 186

**Scans/z (axial) fine 2mm 8 x 8/ABM SNR(x,y,z) (5x5x1):**

ABM1/ABM2 = 34.1 dB

ABM1 comp = 10.4 dB A/m

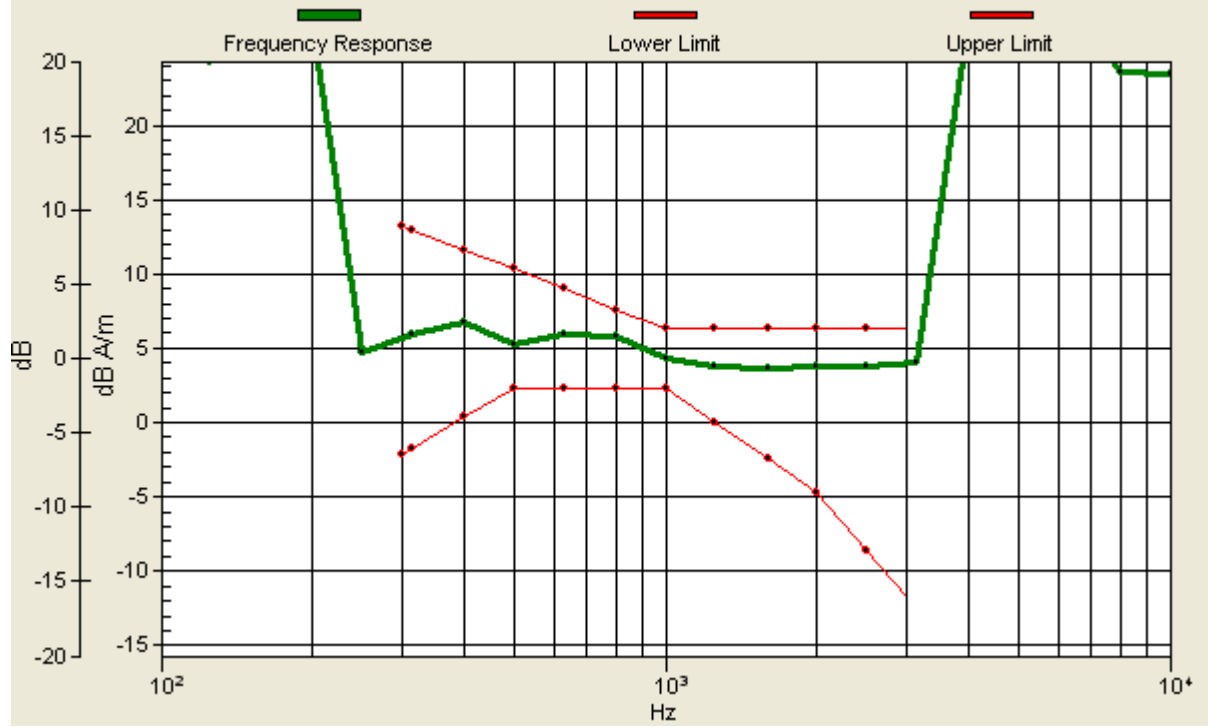
Location: -4, 2, 3.7 mm



0 dB = 1.00A/m

# Scans/z (axial) wideband at best S/N/ABM Freq Resp(x,y,z,f)

Loc: -4, 2, 3.7 mm Diff: 1.74dB



## #22 T-Coil\_WCDMA V\_Voice\_Ch4233\_Slide Left\_Battery 1\_Radial 1 (X)

**DUT: 062328**

Communication System: WCDMA; Frequency: 846.6 MHz; Duty Cycle: 1:1

Medium: Air Medium parameters used:  $\sigma = 0$  mho/m,  $\epsilon_r = 1$ ;  $\rho = 1$  kg/m<sup>3</sup>

Ambient Temperature : 22.5 °C

DASY4 Configuration:

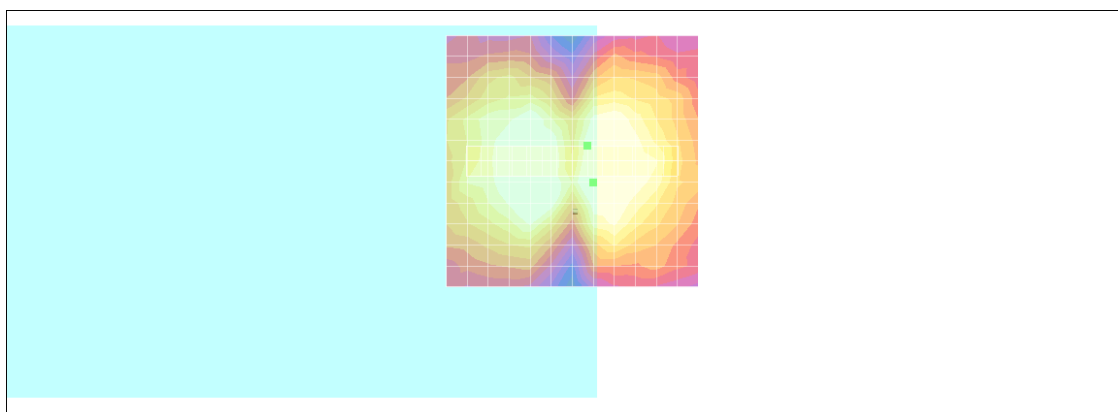
- Probe: AM1DV2 - 1038; ; Calibrated: 2010/1/21
- Sensor-Surface: 0mm (Fix Surface)
- Electronics: DAE3 Sn577; Calibrated: 2009/8/24
- Phantom: HAC Test Arch with AMCC; Type: SD HAC P01 BA;
- Measurement SW: DASY4, V4.7 Build 80; Postprocessing SW: SEMCAD, V1.8 Build 186

**Scans/x (longitudinal) fine 3mm 42 x 6/ABM SNR(x,y,z) (15x3x1):**

ABM1/ABM2 = 34.4 dB

ABM1 comp = 4.65 dB A/m

Location: -3, -3, 3.7 mm



0 dB = 1.00A/m

## #22 T-Coil\_WCDMA V\_Voice\_Ch4233\_Slide Left\_Battery 1\_Radial 2 (Y)

**DUT: 062328**

Communication System: WCDMA; Frequency: 846.6 MHz; Duty Cycle: 1:1

Medium: Air Medium parameters used:  $\sigma = 0$  mho/m,  $\epsilon_r = 1$ ;  $\rho = 1$  kg/m<sup>3</sup>

Ambient Temperature : 22.0 °C

DASY4 Configuration:

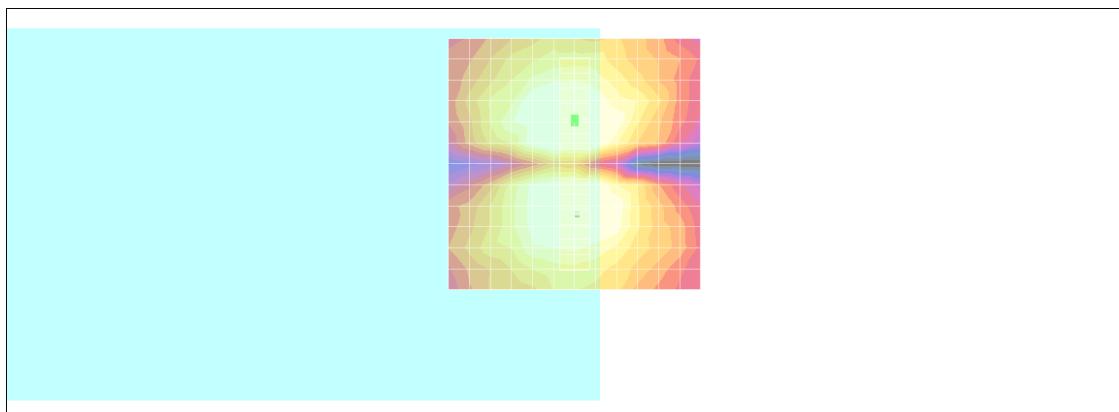
- Probe: AM1DV2 - 1038; ; Calibrated: 2010/1/21
- Sensor-Surface: 0mm (Fix Surface)
- Electronics: DAE3 Sn577; Calibrated: 2009/8/24
- Phantom: HAC Test Arch with AMCC; Type: SD HAC P01 BA;
- Measurement SW: DASY4, V4.7 Build 80; Postprocessing SW: SEMCAD, V1.8 Build 186

**Scans/y (transversal) fine 3mm 6 x 42/ABM SNR(x,y,z) (3x15x1):**

ABM1/ABM2 = 34.2 dB

ABM1 comp = 6.40 dB A/m

Location: 0, -9, 3.7 mm



0 dB = 1.00A/m

## #26 T-Coil\_WCDMA V\_Voice\_Ch4233\_Slide Left\_Battery 1\_2nd\_Axial (Z)

**DUT: 062328**

Communication System: WCDMA; Frequency: 846.6 MHz; Duty Cycle: 1:1

Medium: Air Medium parameters used:  $\sigma = 0$  mho/m,  $\epsilon_r = 1$ ;  $\rho = 1$  kg/m<sup>3</sup>

Ambient Temperature : 22.4 °C

DASY4 Configuration:

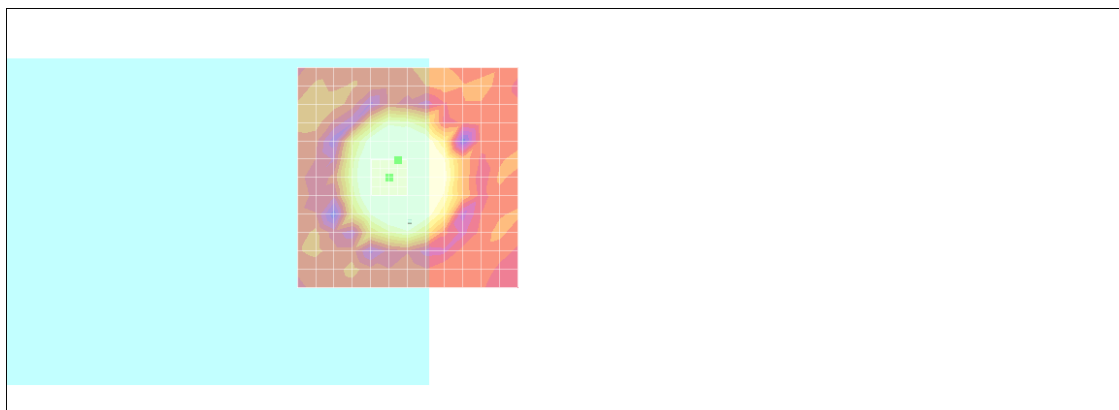
- Probe: AM1DV2 - 1038; ; Calibrated: 2010/1/21
- Sensor-Surface: 0mm (Fix Surface)
- Electronics: DAE3 Sn577; Calibrated: 2009/8/24
- Phantom: HAC Test Arch with AMCC; Type: SD HAC P01 BA;
- Measurement SW: DASY4, V4.7 Build 80; Postprocessing SW: SEMCAD, V1.8 Build 186

**Scans/z (axial) fine 2mm 8 x 8/ABM SNR(x,y,z) (5x5x1):**

ABM1/ABM2 = 34.7 dB

ABM1 comp = 12.6 dB A/m

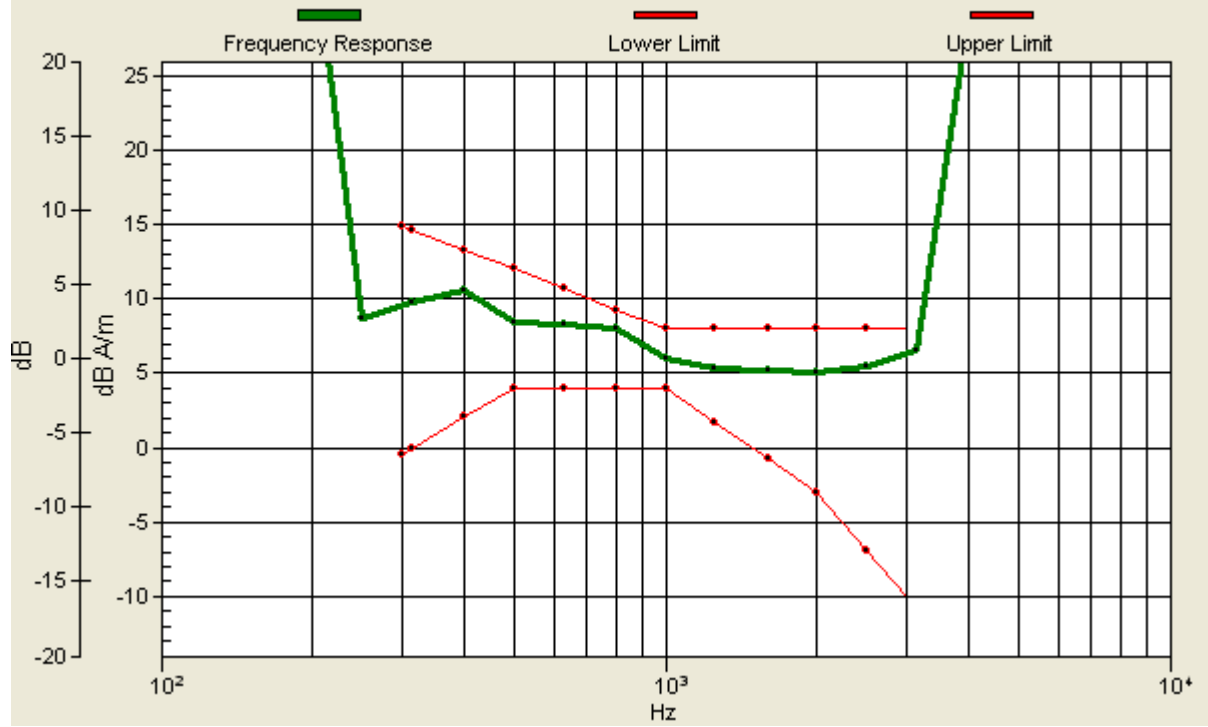
Location: 2.2, -4, 3.7 mm



0 dB = 1.00A/m

# Scans/z (axial) wideband at best S/N/ABM Freq Resp(x,y,z,f)

Loc: 2.2, -4, 3.7 mm Diff: 1.3dB



## #26 T-Coil\_WCDMA V\_Voice\_Ch4233\_Slide Left\_Battery 1\_2nd\_Radial 1 (X)

**DUT: 062328**

Communication System: WCDMA; Frequency: 846.6 MHz; Duty Cycle: 1:1

Medium: Air Medium parameters used:  $\sigma = 0$  mho/m,  $\epsilon_r = 1$ ;  $\rho = 1$  kg/m<sup>3</sup>

Ambient Temperature : 22.4 °C

DASY4 Configuration:

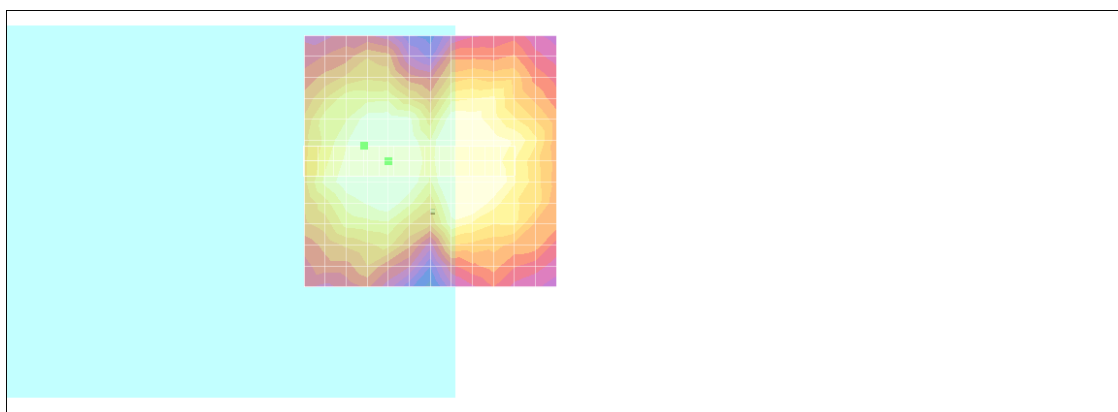
- Probe: AM1DV2 - 1038; ; Calibrated: 2010/1/21
- Sensor-Surface: 0mm (Fix Surface)
- Electronics: DAE3 Sn577; Calibrated: 2009/8/24
- Phantom: HAC Test Arch with AMCC; Type: SD HAC P01 BA;
- Measurement SW: DASY4, V4.7 Build 80; Postprocessing SW: SEMCAD, V1.8 Build 186

**Scans/x (longitudinal) fine 3mm 42 x 6/ABM SNR(x,y,z) (15x3x1):**

ABM1/ABM2 = 35.6 dB

ABM1 comp = 3.56 dB A/m

Location: 13.2, -3, 3.7 mm



0 dB = 1.00A/m

## #26 T-Coil\_WCDMA V\_Voice\_Ch4233\_Slide Left\_Battery 1\_2nd\_Radial 2 (Y)

**DUT: 062328**

Communication System: WCDMA; Frequency: 846.6 MHz; Duty Cycle: 1:1

Medium: Air Medium parameters used:  $\sigma = 0$  mho/m,  $\epsilon_r = 1$ ;  $\rho = 1$  kg/m<sup>3</sup>

Ambient Temperature : 22.4 °C

DASY4 Configuration:

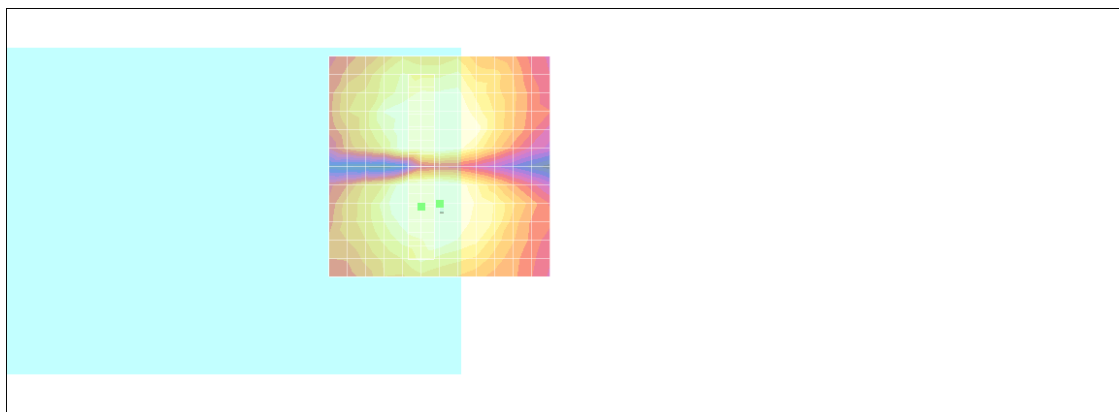
- Probe: AM1DV2 - 1038; ; Calibrated: 2010/1/21
- Sensor-Surface: 0mm (Fix Surface)
- Electronics: DAE3 Sn577; Calibrated: 2009/8/24
- Phantom: HAC Test Arch with AMCC; Type: SD HAC P01 BA;
- Measurement SW: DASY4, V4.7 Build 80; Postprocessing SW: SEMCAD, V1.8 Build 186

**Scans/y (transversal) fine 3mm 6 x 42/ABM SNR(x,y,z) (3x15x1):**

ABM1/ABM2 = 35.4 dB

ABM1 comp = 5.80 dB A/m

Location: 4.2, 9, 3.7 mm



0 dB = 1.00A/m



## #11 T-Coil\_WCDMA II\_Voice\_Ch9400\_Slide Off\_Battery 2\_Axial (Z)

**DUT: 062328**

Communication System: WCDMA; Frequency: 1880 MHz; Duty Cycle: 1:1

Medium: Air Medium parameters used:  $\sigma = 0$  mho/m,  $\epsilon_r = 1$ ;  $\rho = 1$  kg/m<sup>3</sup>

Ambient Temperature : 22.3 °C

DASY4 Configuration:

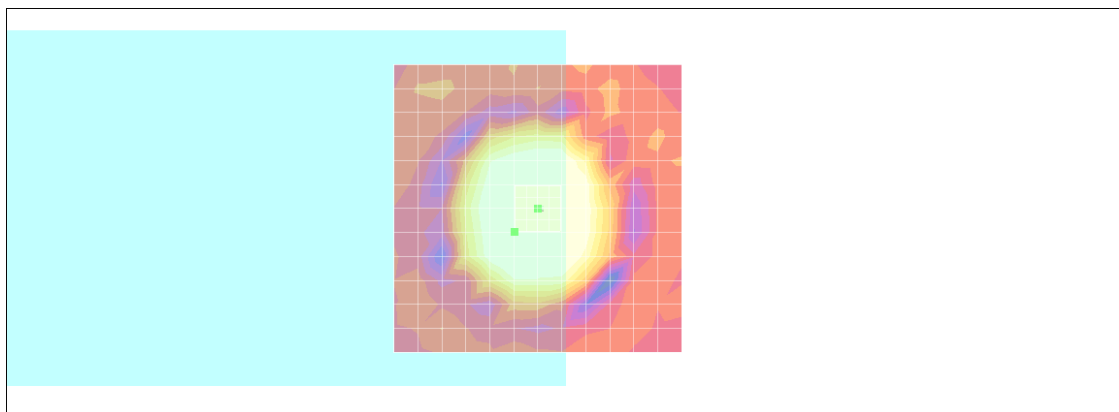
- Probe: AM1DV2 - 1038; ; Calibrated: 2010/1/21
- Sensor-Surface: 0mm (Fix Surface)
- Electronics: DAE3 Sn577; Calibrated: 2009/8/24
- Phantom: HAC Test Arch with AMCC; Type: SD HAC P01 BA;
- Measurement SW: DASY4, V4.7 Build 80; Postprocessing SW: SEMCAD, V1.8 Build 186

**Scans/z (axial) fine 2mm 8 x 8/ABM SNR(x,y,z) (5x5x1):**

ABM1/ABM2 = 34.5 dB

ABM1 comp = 10.5 dB A/m

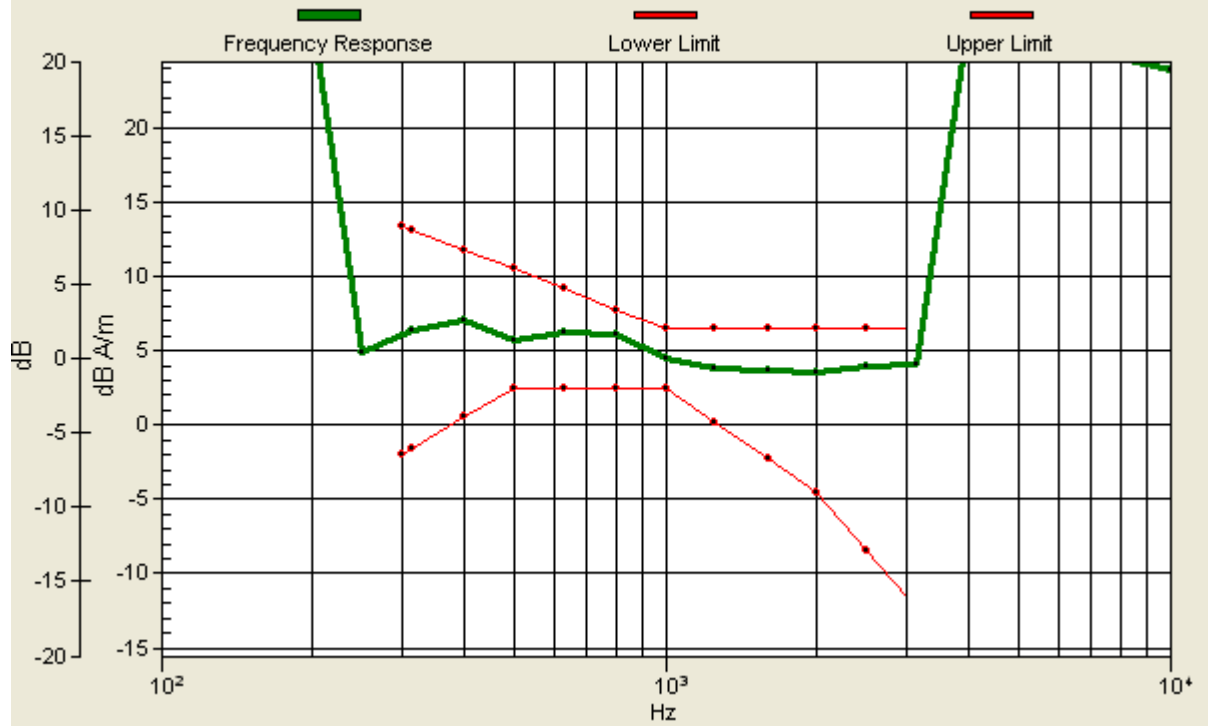
Location: 4, 4, 3.7 mm



0 dB = 1.00A/m

# Scans/z (axial) wideband at best S/N/ABM Freq Resp(x,y,z,f)

Loc: 4, 4, 3.7 mm Diff: 1.68dB



## #11 T-Coil\_WCDMA II\_Voice\_Ch9400\_Slide Off\_Battery 2\_Radial 1 (X)

**DUT: 062328**

Communication System: WCDMA; Frequency: 1880 MHz; Duty Cycle: 1:1

Medium: Air Medium parameters used:  $\sigma = 0$  mho/m,  $\epsilon_r = 1$ ;  $\rho = 1$  kg/m<sup>3</sup>

Ambient Temperature : 22.3 °C

DASY4 Configuration:

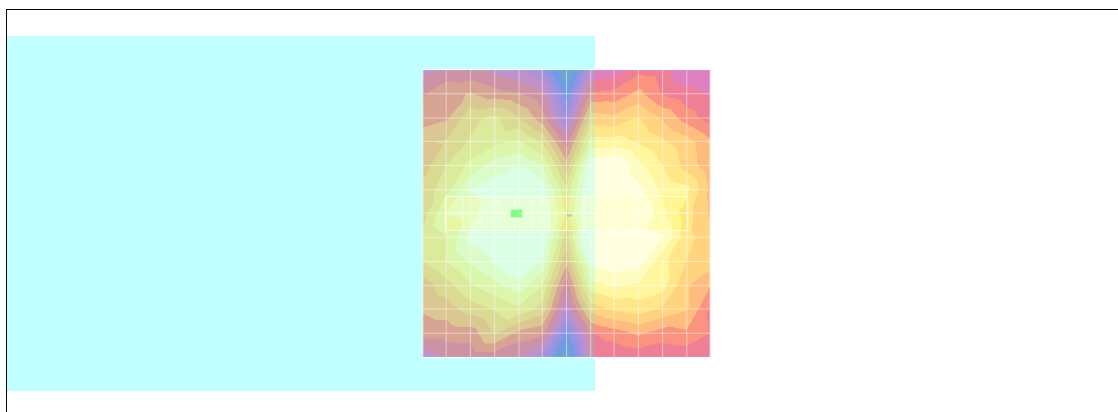
- Probe: AM1DV2 - 1038; ; Calibrated: 2010/1/21
- Sensor-Surface: 0mm (Fix Surface)
- Electronics: DAE3 Sn577; Calibrated: 2009/8/24
- Phantom: HAC Test Arch with AMCC; Type: SD HAC P01 BA;
- Measurement SW: DASY4, V4.7 Build 80; Postprocessing SW: SEMCAD, V1.8 Build 186

**Scans/x (longitudinal) fine 3mm 42 x 6/ABM SNR(x,y,z) (15x3x1):**

ABM1/ABM2 = 35.4 dB

ABM1 comp = 5.60 dB A/m

Location: 9, 0, 3.7 mm



0 dB = 1.00A/m

## #11 T-Coil\_WCDMA II\_Voice\_Ch9400\_Slide Off\_Battery 2\_Radial 2 (Y)

**DUT: 062328**

Communication System: WCDMA; Frequency: 1880 MHz; Duty Cycle: 1:1

Medium: Air Medium parameters used:  $\sigma = 0$  mho/m,  $\epsilon_r = 1$ ;  $\rho = 1$  kg/m<sup>3</sup>

Ambient Temperature : 22.4 °C

DASY4 Configuration:

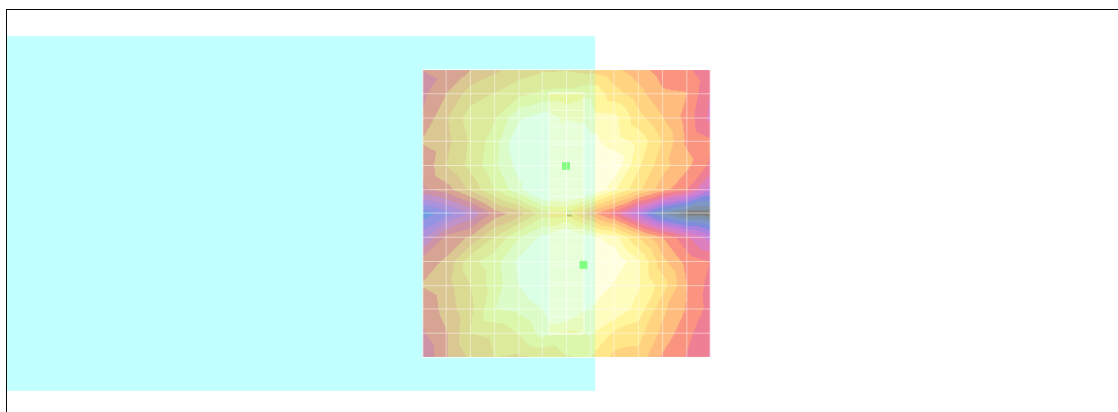
- Probe: AM1DV2 - 1038; ; Calibrated: 2010/1/21
- Sensor-Surface: 0mm (Fix Surface)
- Electronics: DAE3 Sn577; Calibrated: 2009/8/24
- Phantom: HAC Test Arch with AMCC; Type: SD HAC P01 BA;
- Measurement SW: DASY4, V4.7 Build 80; Postprocessing SW: SEMCAD, V1.8 Build 186

**Scans/y (transversal) fine 3mm 6 x 42/ABM SNR(x,y,z) (3x15x1):**

ABM1/ABM2 = 34.6 dB

ABM1 comp = 5.10 dB A/m

Location: -3, 9, 3.7 mm



0 dB = 1.00A/m

## #12 T-Coil\_WCDMA II\_Voice\_Ch9400\_Slide Left\_Battery 2\_Axial (Z)

**DUT: 062328**

Communication System: WCDMA; Frequency: 1880 MHz; Duty Cycle: 1:1

Medium: Air Medium parameters used:  $\sigma = 0$  mho/m,  $\epsilon_r = 1$ ;  $\rho = 1$  kg/m<sup>3</sup>

Ambient Temperature : 22.5 °C

DASY4 Configuration:


- Probe: AM1DV2 - 1038; ; Calibrated: 2010/1/21
- Sensor-Surface: 0mm (Fix Surface)
- Electronics: DAE3 Sn577; Calibrated: 2009/8/24
- Phantom: HAC Test Arch with AMCC; Type: SD HAC P01 BA;
- Measurement SW: DASY4, V4.7 Build 80; Postprocessing SW: SEMCAD, V1.8 Build 186

### Scans/z (axial) fine 2mm 8 x 8/ABM SNR(x,y,z) (5x5x1):

ABM1/ABM2 = 34.3 dB

ABM1 comp = 11.4 dB A/m

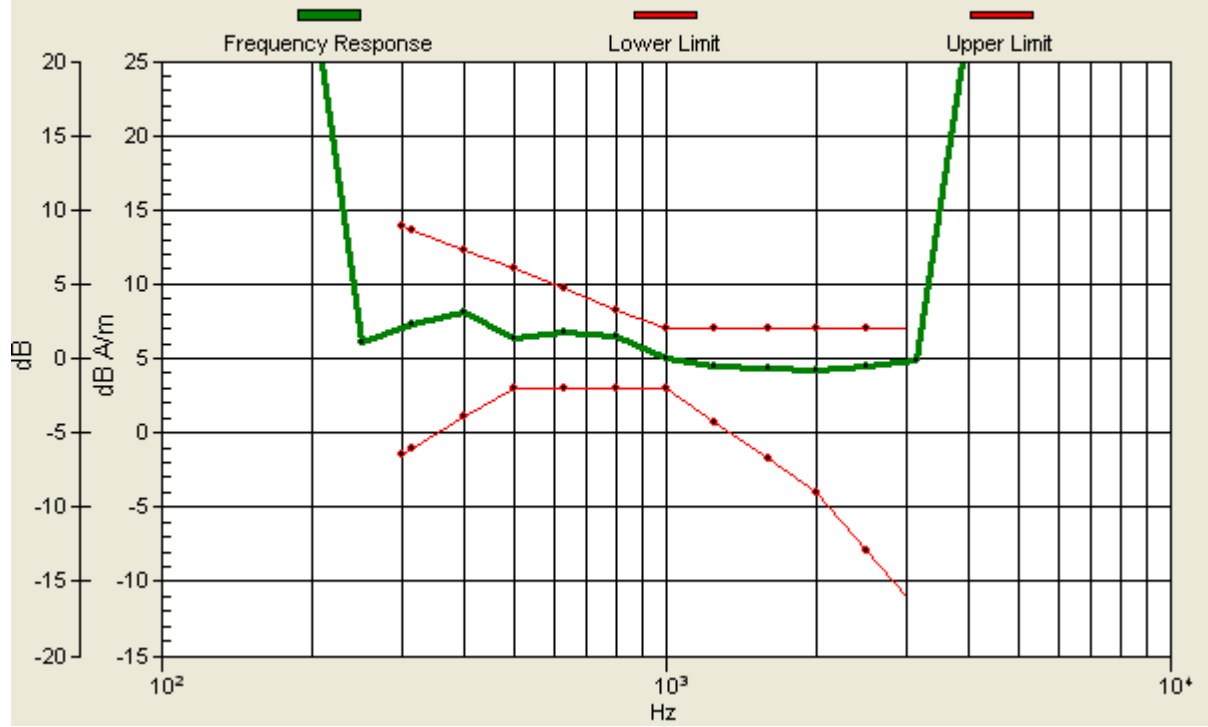
Location: 0.2, 4, 3.7 mm



0 dB = 1.00A/m

# Scans/z (axial) wideband at best S/N/ABM Freq Resp(x,y,z,f)

Loc: 0.2, 4, 3.7 mm Diff: 1.74dB



## #12 T-Coil\_WCDMA II\_Voice\_Ch9400\_Slide Left\_Battery 2\_Radial 1 (X)

**DUT: 062328**

Communication System: WCDMA; Frequency: 1880 MHz; Duty Cycle: 1:1

Medium: Air Medium parameters used:  $\sigma = 0$  mho/m,  $\epsilon_r = 1$ ;  $\rho = 1$  kg/m<sup>3</sup>

Ambient Temperature : 22.5 °C

DASY4 Configuration:

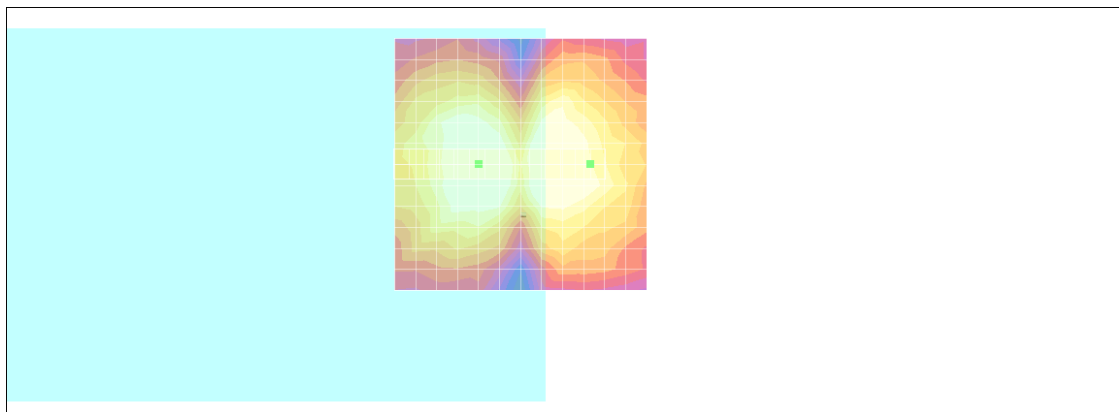
- Probe: AM1DV2 - 1038; ; Calibrated: 2010/1/21
- Sensor-Surface: 0mm (Fix Surface)
- Electronics: DAE3 Sn577; Calibrated: 2009/8/24
- Phantom: HAC Test Arch with AMCC; Type: SD HAC P01 BA;
- Measurement SW: DASY4, V4.7 Build 80; Postprocessing SW: SEMCAD, V1.8 Build 186

**Scans/x (longitudinal) fine 3mm 42 x 6/ABM SNR(x,y,z) (15x3x1):**

ABM1/ABM2 = 34.9 dB

ABM1 comp = 0.458 dB A/m

Location: -13.8, 0, 3.7 mm



0 dB = 1.00A/m

## #12 T-Coil\_WCDMA II\_Voice\_Ch9400\_Slide Left\_Battery 2\_Radial 2 (Y)

**DUT: 062328**

Communication System: WCDMA; Frequency: 1880 MHz; Duty Cycle: 1:1

Medium: Air Medium parameters used:  $\sigma = 0$  mho/m,  $\epsilon_r = 1$ ;  $\rho = 1$  kg/m<sup>3</sup>

Ambient Temperature : 22.6 °C

DASY4 Configuration:

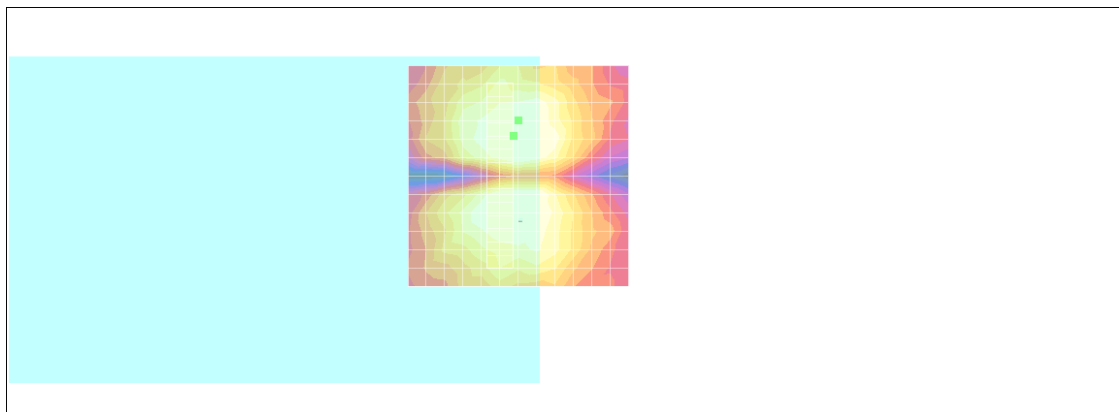
- Probe: AM1DV2 - 1038; ; Calibrated: 2010/1/21
- Sensor-Surface: 0mm (Fix Surface)
- Electronics: DAE3 Sn577; Calibrated: 2009/8/24
- Phantom: HAC Test Arch with AMCC; Type: SD HAC P01 BA;
- Measurement SW: DASY4, V4.7 Build 80; Postprocessing SW: SEMCAD, V1.8 Build 186

**Scans/y (transversal) fine 3mm 6 x 42/ABM SNR(x,y,z) (3x15x1):**

ABM1/ABM2 = 34.7 dB

ABM1 comp = 6.04 dB A/m

Location: 1.2, -9, 3.7 mm



0 dB = 1.00A/m



## #13 T-Coil\_WCDMA II\_Voice\_Ch9262\_Slide Left\_Battery 2\_Axial (Z)

**DUT: 062328**

Communication System: WCDMA; Frequency: 1852.4 MHz; Duty Cycle: 1:1

Medium: Air Medium parameters used:  $\sigma = 0$  mho/m,  $\epsilon_r = 1$ ;  $\rho = 1$  kg/m<sup>3</sup>

Ambient Temperature : 22.6 °C

DASY4 Configuration:


- Probe: AM1DV2 - 1038; ; Calibrated: 2010/1/21
- Sensor-Surface: 0mm (Fix Surface)
- Electronics: DAE3 Sn577; Calibrated: 2009/8/24
- Phantom: HAC Test Arch with AMCC; Type: SD HAC P01 BA;
- Measurement SW: DASY4, V4.7 Build 80; Postprocessing SW: SEMCAD, V1.8 Build 186

### Scans/z (axial) fine 2mm 8 x 8/ABM SNR(x,y,z) (5x5x1):

ABM1/ABM2 = 35.7 dB

ABM1 comp = 11.9 dB A/m

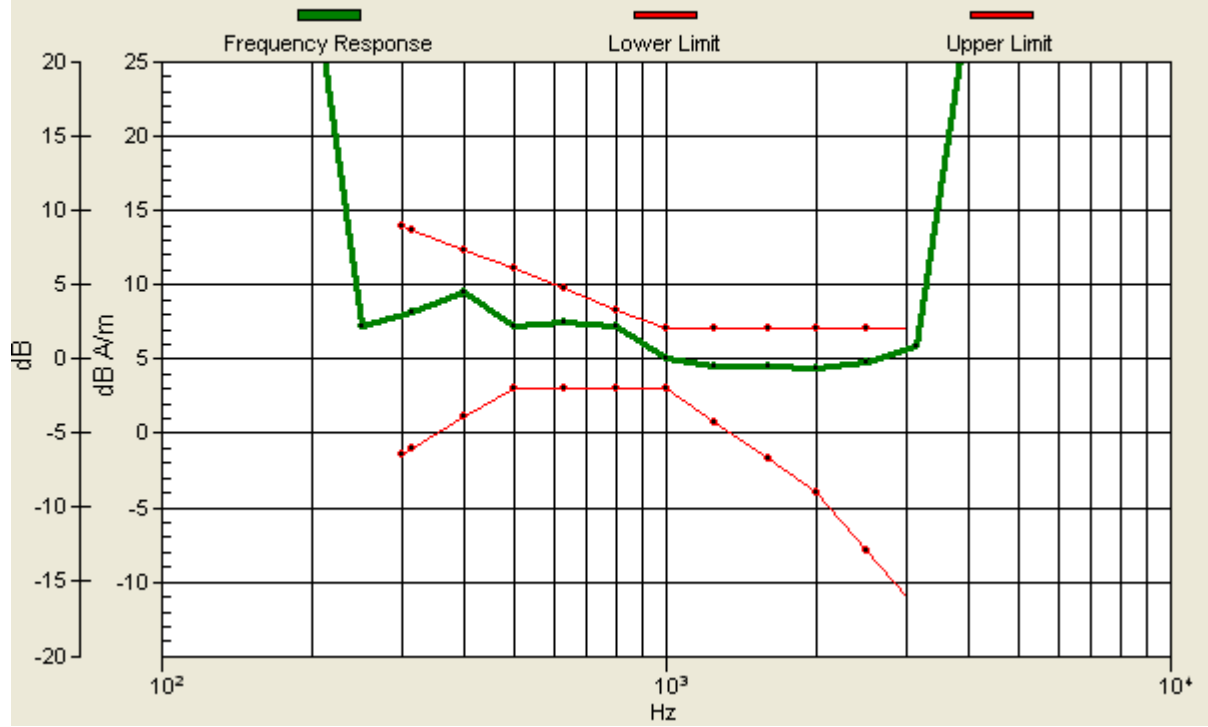
Location: -2, -0.2, 3.7 mm



0 dB = 1.00A/m

# Scans/z (axial) wideband at best S/N/ABM Freq Resp(x,y,z,f)

Loc: -2, -0.2, 3.7 mm Diff: 1.09dB



## #13 T-Coil\_WCDMA II\_Voice\_Ch9262\_Slide Left\_Battery 2\_Radial 1 (X)

**DUT: 062328**

Communication System: WCDMA; Frequency: 1852.4 MHz; Duty Cycle: 1:1

Medium: Air Medium parameters used:  $\sigma = 0$  mho/m,  $\epsilon_r = 1$ ;  $\rho = 1$  kg/m<sup>3</sup>

Ambient Temperature : 22.6 °C

DASY4 Configuration:

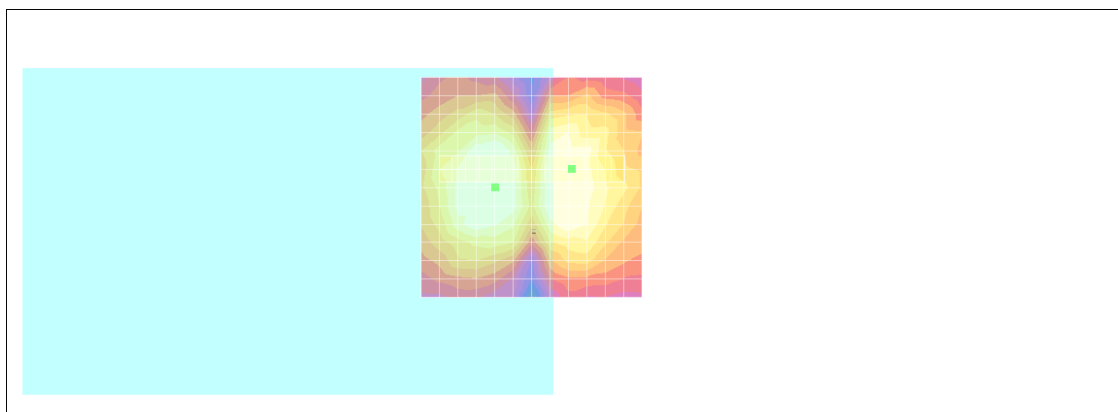
- Probe: AM1DV2 - 1038; ; Calibrated: 2010/1/21
- Sensor-Surface: 0mm (Fix Surface)
- Electronics: DAE3 Sn577; Calibrated: 2009/8/24
- Phantom: HAC Test Arch with AMCC; Type: SD HAC P01 BA;
- Measurement SW: DASY4, V4.7 Build 80; Postprocessing SW: SEMCAD, V1.8 Build 186

**Scans/x (longitudinal) fine 3mm 42 x 6/ABM SNR(x,y,z) (15x3x1):**

ABM1/ABM2 = 35.8 dB

ABM1 comp = 3.79 dB A/m

Location: -9, -4.2, 3.7 mm



0 dB = 1.00A/m

## #13 T-Coil\_WCDMA II\_Voice\_Ch9262\_Slide Left\_Battery 2\_Radial 2 (Y)

**DUT: 062328**

Communication System: WCDMA; Frequency: 1852.4 MHz; Duty Cycle: 1:1

Medium: Air Medium parameters used:  $\sigma = 0$  mho/m,  $\epsilon_r = 1$ ;  $\rho = 1$  kg/m<sup>3</sup>

Ambient Temperature : 22.3 °C

DASY4 Configuration:

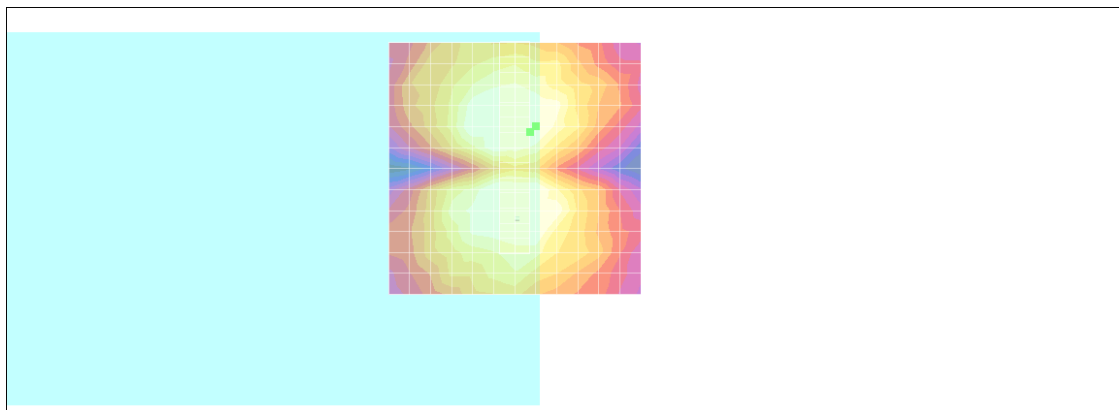
- Probe: AM1DV2 - 1038; ; Calibrated: 2010/1/21
- Sensor-Surface: 0mm (Fix Surface)
- Electronics: DAE3 Sn577; Calibrated: 2009/8/24
- Phantom: HAC Test Arch with AMCC; Type: SD HAC P01 BA;
- Measurement SW: DASY4, V4.7 Build 80; Postprocessing SW: SEMCAD, V1.8 Build 186

**Scans/y (transversal) fine 3mm 6 x 42/ABM SNR(x,y,z) (3x15x1):**

ABM1/ABM2 = 36.2 dB

ABM1 comp = 3.46 dB A/m

Location: -3, -7.2, 3.7 mm



0 dB = 1.00A/m

### #14 T-Coil\_WCDMA II\_Voice\_Ch9538\_Slide Left\_Battery 2\_Axial (Z)

**DUT: 062328**

Communication System: WCDMA; Frequency: 1907.6 MHz; Duty Cycle: 1:1

Medium: Air Medium parameters used:  $\sigma = 0$  mho/m,  $\epsilon_r = 1$ ;  $\rho = 1$  kg/m<sup>3</sup>

Ambient Temperature : 22.7 °C

DASY4 Configuration:


- Probe: AM1DV2 - 1038; ; Calibrated: 2010/1/21
- Sensor-Surface: 0mm (Fix Surface)
- Electronics: DAE3 Sn577; Calibrated: 2009/8/24
- Phantom: HAC Test Arch with AMCC; Type: SD HAC P01 BA;
- Measurement SW: DASY4, V4.7 Build 80; Postprocessing SW: SEMCAD, V1.8 Build 186

#### Scans/z (axial) fine 2mm 8 x 8/ABM SNR(x,y,z) (5x5x1):

ABM1/ABM2 = 34.8 dB

ABM1 comp = 12.2 dB A/m

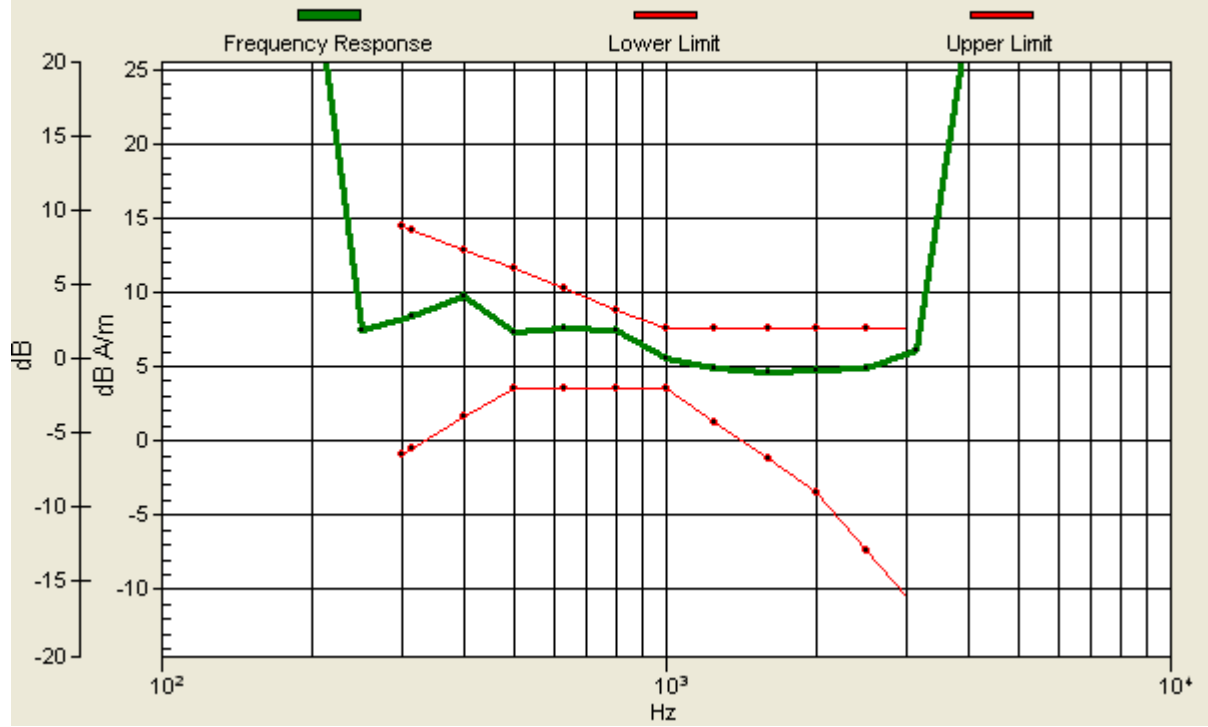
Location: 0, -4, 3.7 mm



0 dB = 1.00A/m

# Scans/z (axial) wideband at best S/N/ABM Freq Resp(x,y,z,f)

Loc: 0, -4, 3.7 mm Diff: 1.46dB



## #14 T-Coil\_WCDMA II\_Voice\_Ch9538\_Slide Left\_Battery 2\_Radial 1 (X)

**DUT: 062328**

Communication System: WCDMA; Frequency: 1907.6 MHz; Duty Cycle: 1:1

Medium: Air Medium parameters used:  $\sigma = 0$  mho/m,  $\epsilon_r = 1$ ;  $\rho = 1$  kg/m<sup>3</sup>

Ambient Temperature : 22.5 °C

DASY4 Configuration:


- Probe: AM1DV2 - 1038; ; Calibrated: 2010/1/21
- Sensor-Surface: 0mm (Fix Surface)
- Electronics: DAE3 Sn577; Calibrated: 2009/8/24
- Phantom: HAC Test Arch with AMCC; Type: SD HAC P01 BA;
- Measurement SW: DASY4, V4.7 Build 80; Postprocessing SW: SEMCAD, V1.8 Build 186

**Scans/x (longitudinal) fine 3mm 42 x 6/ABM SNR(x,y,z) (15x3x1):**

ABM1/ABM2 = 35.0 dB

ABM1 comp = 6.19 dB A/m

Location: -6, -3, 3.7 mm



0 dB = 1.00A/m

## #14 T-Coil\_WCDMA II\_Voice\_Ch9538\_Slide Left\_Battery 2\_Radial 2 (Y)

**DUT: 062328**

Communication System: WCDMA; Frequency: 1907.6 MHz; Duty Cycle: 1:1

Medium: Air Medium parameters used:  $\sigma = 0$  mho/m,  $\epsilon_r = 1$ ;  $\rho = 1$  kg/m<sup>3</sup>

Ambient Temperature : 22.3 °C

DASY4 Configuration:

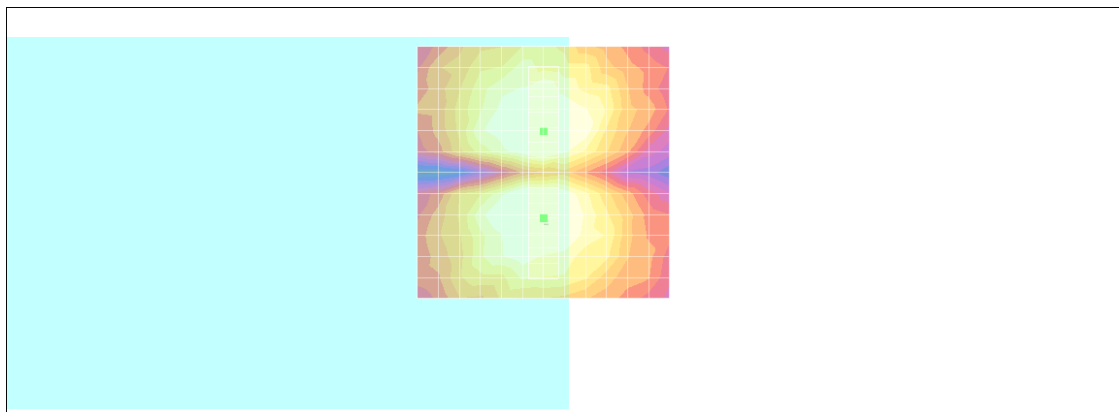
- Probe: AM1DV2 - 1038; ; Calibrated: 2010/1/21
- Sensor-Surface: 0mm (Fix Surface)
- Electronics: DAE3 Sn577; Calibrated: 2009/8/24
- Phantom: HAC Test Arch with AMCC; Type: SD HAC P01 BA;
- Measurement SW: DASY4, V4.7 Build 80; Postprocessing SW: SEMCAD, V1.8 Build 186

**Scans/y (transversal) fine 3mm 6 x 42/ABM SNR(x,y,z) (3x15x1):**

ABM1/ABM2 = 34.7 dB

ABM1 comp = 5.98 dB A/m

Location: 0, 9, 3.7 mm



0 dB = 1.00A/m



## #21 T-Coil\_WCDMA II\_Voice\_Ch9400\_Slide Left\_Battery 1\_Axial (Z)

**DUT: 062328**

Communication System: WCDMA; Frequency: 1880 MHz; Duty Cycle: 1:1

Medium: Air Medium parameters used:  $\sigma = 0$  mho/m,  $\epsilon_r = 1$ ;  $\rho = 1$  kg/m<sup>3</sup>

Ambient Temperature : 22.5 °C

DASY4 Configuration:

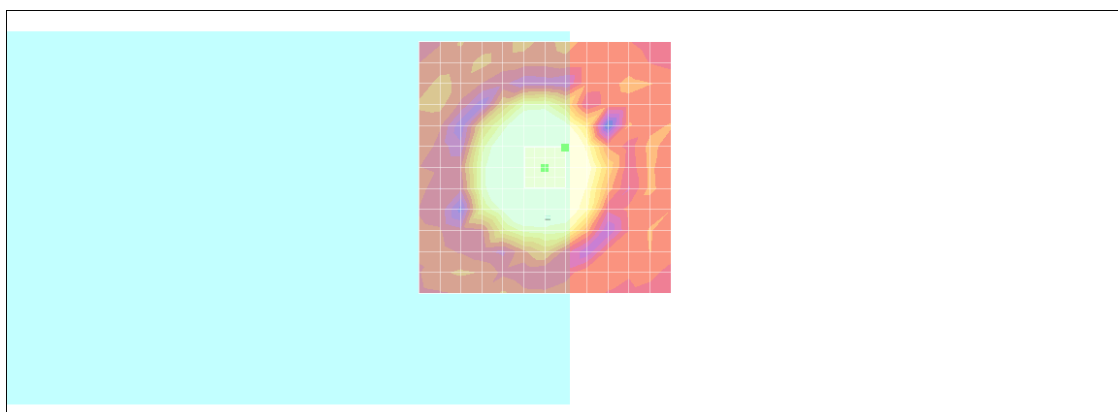
- Probe: AM1DV2 - 1038; ; Calibrated: 2010/1/21
- Sensor-Surface: 0mm (Fix Surface)
- Electronics: DAE3 Sn577; Calibrated: 2009/8/24
- Phantom: HAC Test Arch with AMCC; Type: SD HAC P01 BA;
- Measurement SW: DASY4, V4.7 Build 80; Postprocessing SW: SEMCAD, V1.8 Build 186

**Scans/z (axial) fine 2mm 8 x 8/ABM SNR(x,y,z) (5x5x1):**

ABM1/ABM2 = 34.6 dB

ABM1 comp = 7.43 dB A/m

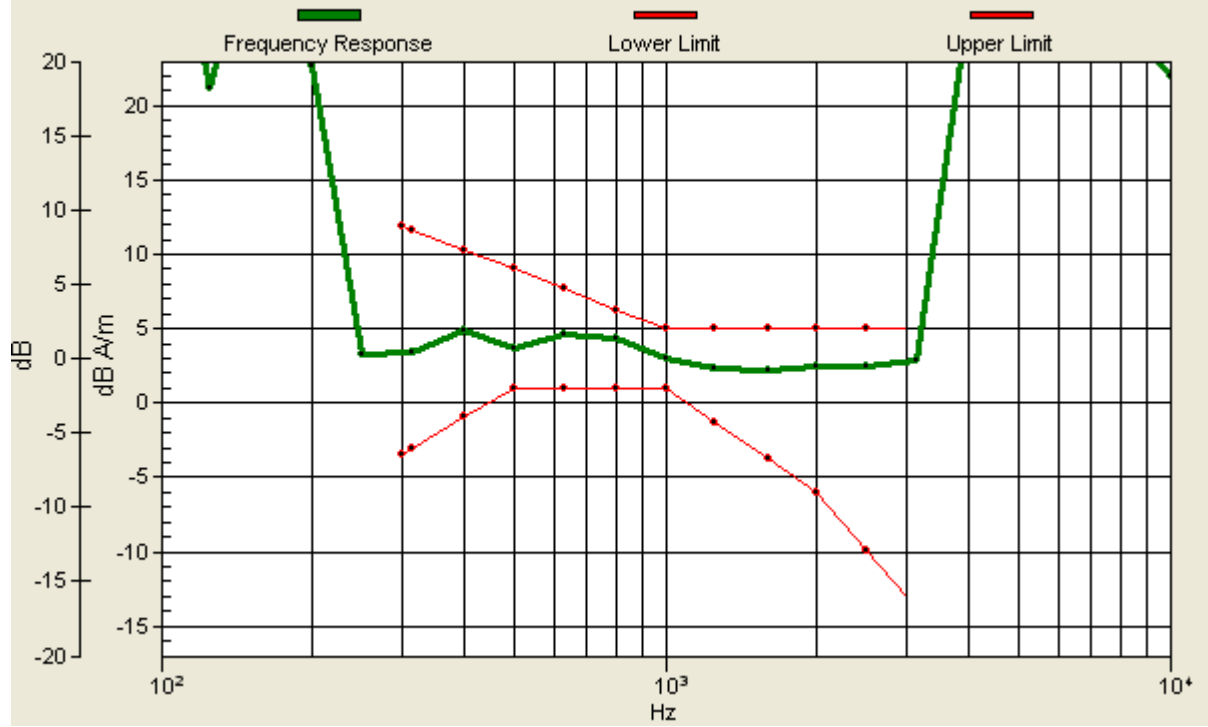
Location: -4, -4, 3.7 mm



0 dB = 1.00A/m

# Scans/z (axial) wideband at best S/N/ABM Freq Resp(x,y,z,f)

Loc: -4, -4, 3.7 mm Diff: 1.9dB



## #21 T-Coil\_WCDMA II\_Voice\_Ch9400\_Slide Left\_Battery 1\_Radial 1 (X)

**DUT: 062328**

Communication System: WCDMA; Frequency: 1880 MHz; Duty Cycle: 1:1

Medium: Air Medium parameters used:  $\sigma = 0$  mho/m,  $\epsilon_r = 1$ ;  $\rho = 1$  kg/m<sup>3</sup>

Ambient Temperature : 22.5 °C

DASY4 Configuration:

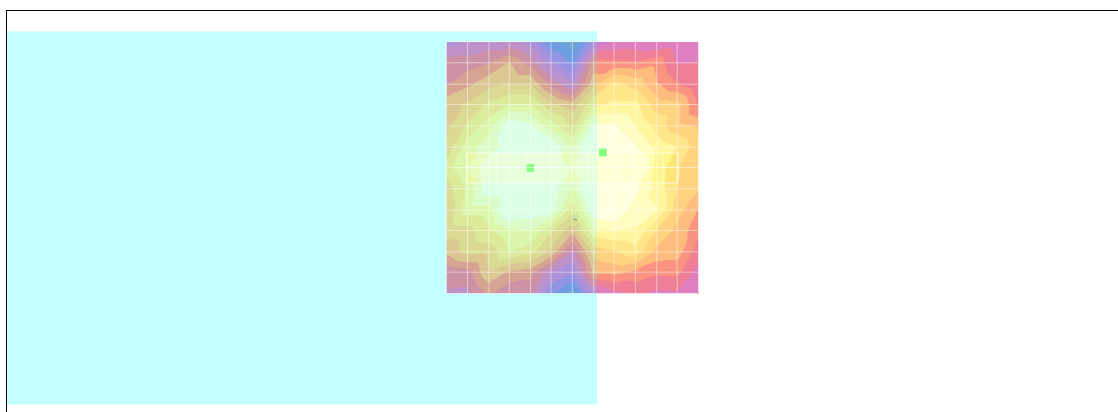
- Probe: AM1DV2 - 1038; ; Calibrated: 2010/1/21
- Sensor-Surface: 0mm (Fix Surface)
- Electronics: DAE3 Sn577; Calibrated: 2009/8/24
- Phantom: HAC Test Arch with AMCC; Type: SD HAC P01 BA;
- Measurement SW: DASY4, V4.7 Build 80; Postprocessing SW: SEMCAD, V1.8 Build 186

**Scans/x (longitudinal) fine 3mm 42 x 6/ABM SNR(x,y,z) (15x3x1):**

ABM1/ABM2 = 34.7 dB

ABM1 comp = 5.68 dB A/m

Location: -6, -3, 3.7 mm



0 dB = 1.00A/m

## #21 T-Coil\_WCDMA II\_Voice\_Ch9400\_Slide Left\_Battery 1\_Radial 2 (Y)

**DUT: 062328**

Communication System: WCDMA; Frequency: 1880 MHz; Duty Cycle: 1:1

Medium: Air Medium parameters used:  $\sigma = 0$  mho/m,  $\epsilon_r = 1$ ;  $\rho = 1$  kg/m<sup>3</sup>

Ambient Temperature : 22.5 °C

DASY4 Configuration:

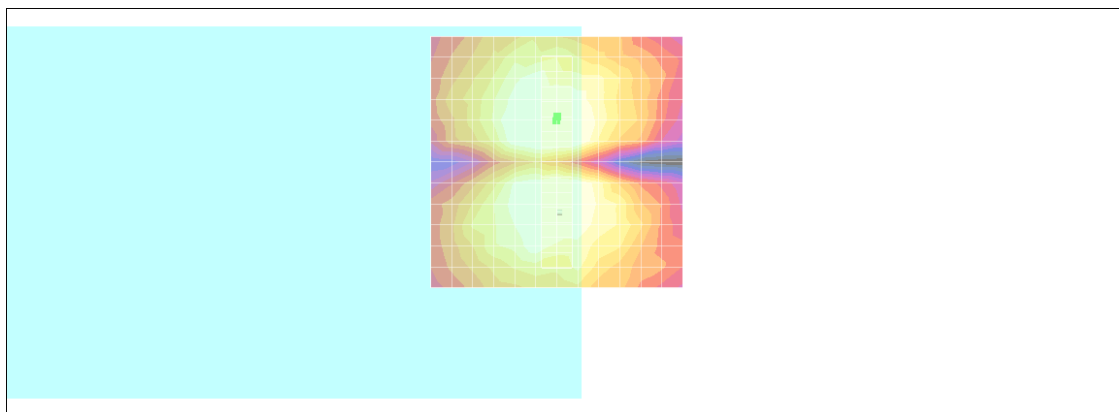
- Probe: AM1DV2 - 1038; ; Calibrated: 2010/1/21
- Sensor-Surface: 0mm (Fix Surface)
- Electronics: DAE3 Sn577; Calibrated: 2009/8/24
- Phantom: HAC Test Arch with AMCC; Type: SD HAC P01 BA;
- Measurement SW: DASY4, V4.7 Build 80; Postprocessing SW: SEMCAD, V1.8 Build 186

**Scans/y (transversal) fine 3mm 6 x 42/ABM SNR(x,y,z) (3x15x1):**

ABM1/ABM2 = 34.5 dB

ABM1 comp = 6.07 dB A/m

Location: 0, -9, 3.7 mm



0 dB = 1.00A/m

## #25 T-Coil\_WCDMA II\_Voice\_Ch9400\_Slide Left\_Battery 1\_2nd\_Axial (Z)

**DUT: 062328**

Communication System: WCDMA; Frequency: 1880 MHz; Duty Cycle: 1:1

Medium: Air Medium parameters used:  $\sigma = 0$  mho/m,  $\epsilon_r = 1$ ;  $\rho = 1$  kg/m<sup>3</sup>

Ambient Temperature : 22.4 °C

DASY4 Configuration:

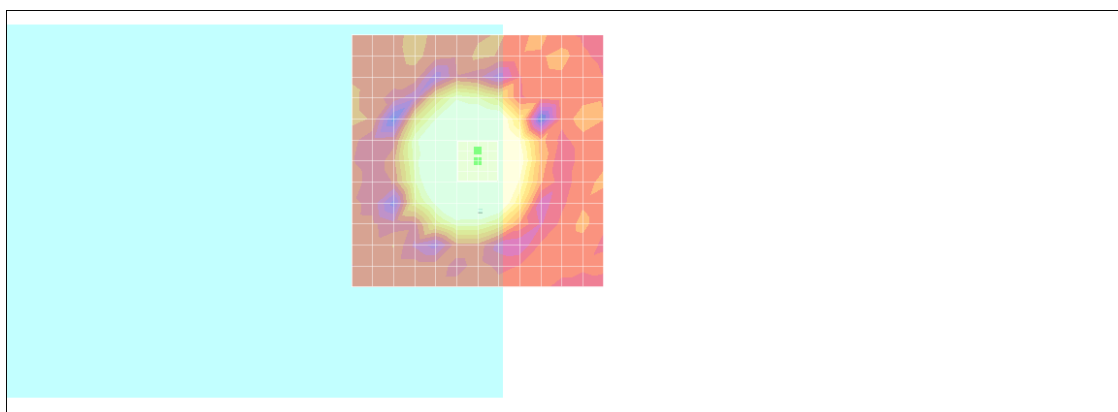
- Probe: AM1DV2 - 1038; ; Calibrated: 2010/1/21
- Sensor-Surface: 0mm (Fix Surface)
- Electronics: DAE3 Sn577; Calibrated: 2009/8/24
- Phantom: HAC Test Arch with AMCC; Type: SD HAC P01 BA;
- Measurement SW: DASY4, V4.7 Build 80; Postprocessing SW: SEMCAD, V1.8 Build 186

### Scans/z (axial) fine 2mm 8 x 8/ABM SNR(x,y,z) (5x5x1):

ABM1/ABM2 = 34.6 dB

ABM1 comp = 13.1 dB A/m

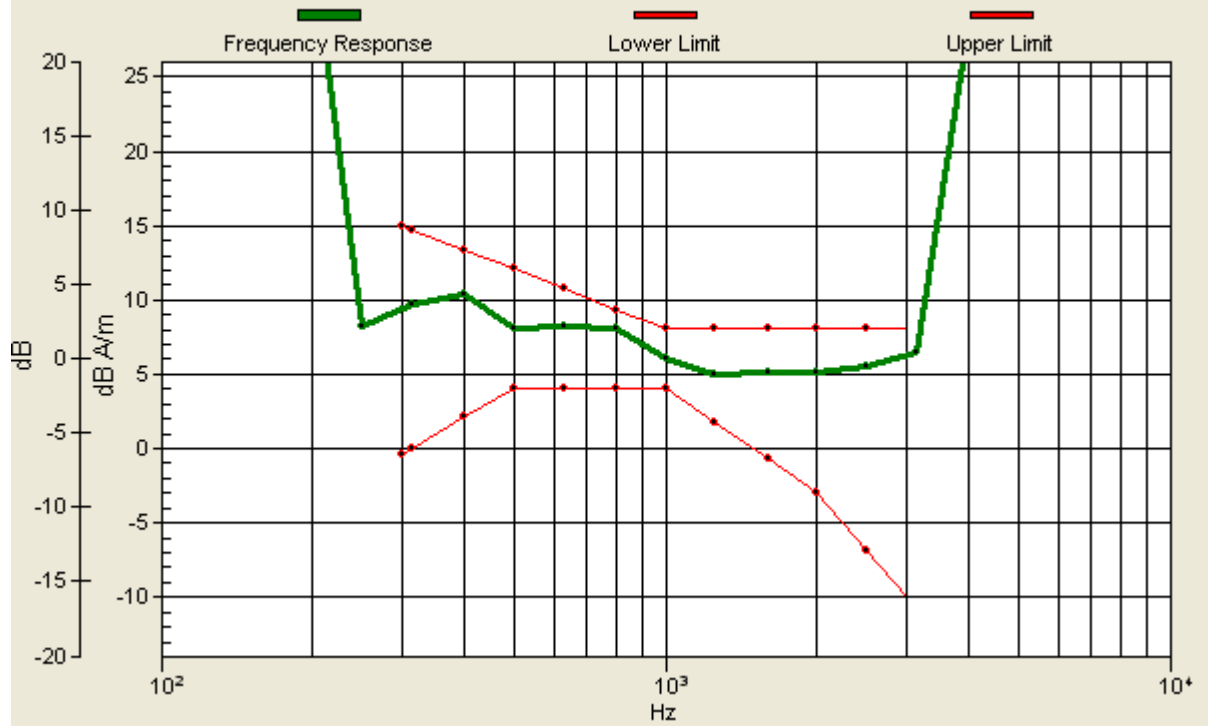
Location: 0, -2, 3.7 mm



0 dB = 1.00A/m

# Scans/z (axial) wideband at best S/N/ABM Freq Resp(x,y,z,f)

Loc: 0, -2, 3.7 mm Diff: 1.25dB



## #25 T-Coil\_WCDMA II\_Voice\_Ch9400\_Slide Left\_Battery 1\_2nd\_Radial 1 (X)

**DUT: 062328**

Communication System: WCDMA; Frequency: 1880 MHz; Duty Cycle: 1:1

Medium: Air Medium parameters used:  $\sigma = 0$  mho/m,  $\epsilon_r = 1$ ;  $\rho = 1$  kg/m<sup>3</sup>

Ambient Temperature : 22.4 °C

DASY4 Configuration:

- Probe: AM1DV2 - 1038; ; Calibrated: 2010/1/21
- Sensor-Surface: 0mm (Fix Surface)
- Electronics: DAE3 Sn577; Calibrated: 2009/8/24
- Phantom: HAC Test Arch with AMCC; Type: SD HAC P01 BA;
- Measurement SW: DASY4, V4.7 Build 80; Postprocessing SW: SEMCAD, V1.8 Build 186

ABM1 comp = 4.88 dB A/m

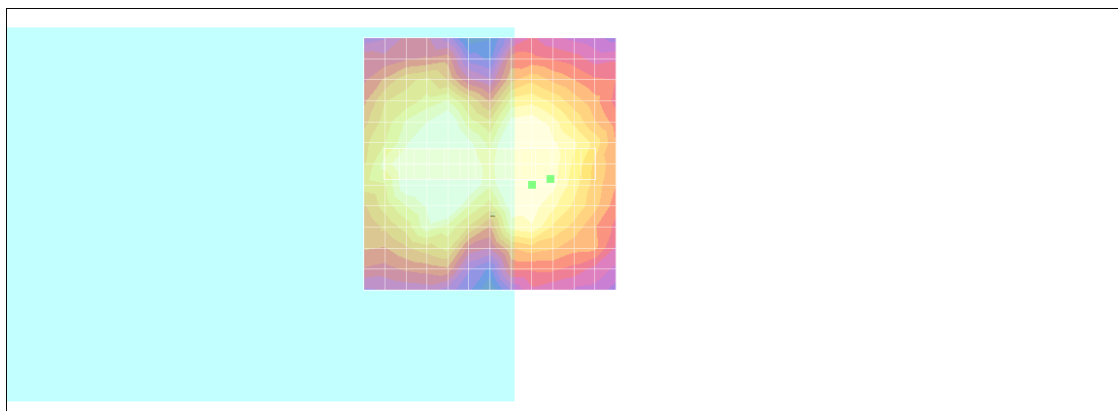
Location: -8.3, 4.2, 3.7 mm

**Scans/x (longitudinal) fine 3mm 42 x 6/ABM SNR(x,y,z) (15x3x1):**

ABM1/ABM2 = 35.8 dB

ABM1 comp = 2.09 dB A/m

Location: -12, 3, 3.7 mm



0 dB = 1.00A/m

## #25 T-Coil\_WCDMA II\_Voice\_Ch9400\_Slide Left\_Battery 1\_2nd\_Radial 2 (Y)

**DUT: 062328**

Communication System: WCDMA; Frequency: 1880 MHz; Duty Cycle: 1:1

Medium: Air Medium parameters used:  $\sigma = 0$  mho/m,  $\epsilon_r = 1$ ;  $\rho = 1$  kg/m<sup>3</sup>

Ambient Temperature : 22.5 °C

DASY4 Configuration:

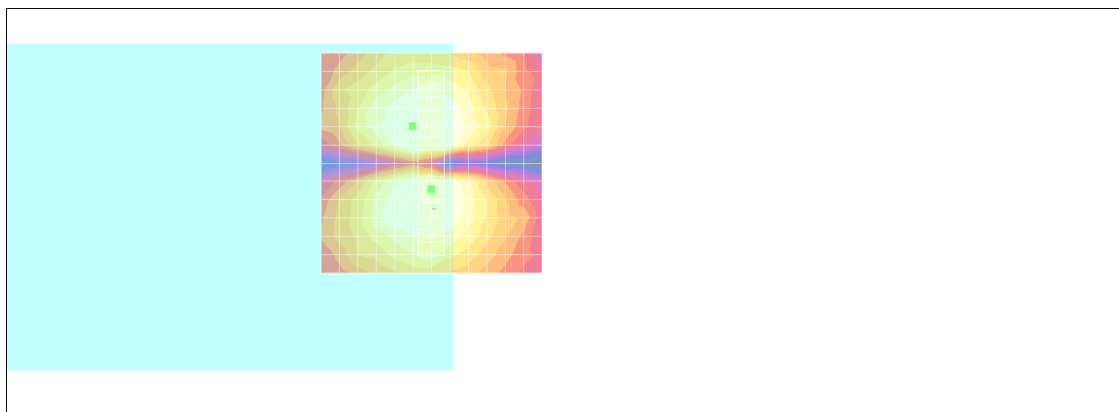
- Probe: AM1DV2 - 1038; ; Calibrated: 2010/1/21
- Sensor-Surface: 0mm (Fix Surface)
- Electronics: DAE3 Sn577; Calibrated: 2009/8/24
- Phantom: HAC Test Arch with AMCC; Type: SD HAC P01 BA;
- Measurement SW: DASY4, V4.7 Build 80; Postprocessing SW: SEMCAD, V1.8 Build 186

**Scans/y (transversal) fine 3mm 6 x 42/ABM SNR(x,y,z) (3x15x1):**

ABM1/ABM2 = 35.4 dB

ABM1 comp = 6.04 dB A/m

Location: 0, 6, 3.7 mm



0 dB = 1.00A/m