

#08 GSM850_Right Cheek_Ch251_Battery 1_Slide Left

DUT: 062328

Communication System: GSM850; Frequency: 848.8 MHz; Duty Cycle: 1:8.3

Medium: HSL_850_100622 Medium parameters used: $f = 849$ MHz; $\sigma = 0.912$ mho/m; $\epsilon_r = 41.1$; $\rho = 1000$

kg/m³

Ambient Temperature : 22.5 ; Liquid Temperature : 21.4

DASY5 Configuration:

- Probe: ET3DV6 - SN1788; ConvF(6.3, 6.3, 6.3); Calibrated: 2009/9/23
- Sensor-Surface: 4mm (Mechanical Surface Detection)
- Electronics: DAE4 Sn778; Calibrated: 2009/9/18
- Phantom: SAM - Front; Type: SAM; Serial: TP-1446
- Measurement SW: DASY5, V5.0 Build 125; SEMCAD X Version 13.4 Build 125

Ch251/Area Scan (51x71x1): Measurement grid: dx=20mm, dy=20mm

Maximum value of SAR (interpolated) = 0.288 mW/g

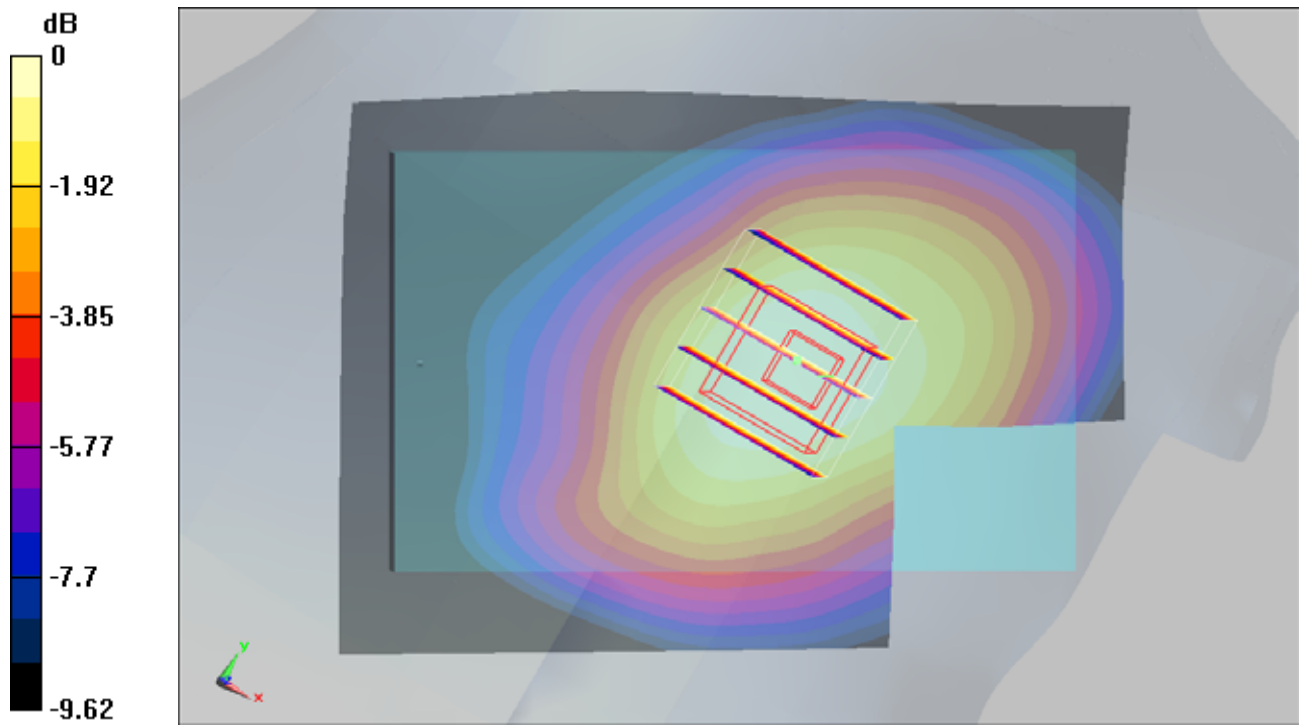
Ch251/Zoom Scan (5x5x7)/Cube 0: Measurement grid: dx=8mm, dy=8mm, dz=5mm

Reference Value = 5.78 V/m; Power Drift = 0.053 dB

Peak SAR (extrapolated) = 0.324 W/kg

SAR(1 g) = 0.258 mW/g; SAR(10 g) = 0.194 mW/g

Maximum value of SAR (measured) = 0.268 mW/g



0 dB = 0.268mW/g

#08 GSM850_Right Cheek_Ch251_Battery 1_Slide Left_2D

DUT: 062328

Communication System: GSM850; Frequency: 848.8 MHz; Duty Cycle: 1:8.3

Medium: HSL_850_100622 Medium parameters used: $f = 849$ MHz; $\sigma = 0.912$ mho/m; $\epsilon_r = 41.1$; $\rho = 1000$ kg/m³

Ambient Temperature : 22.5 ; Liquid Temperature : 21.4

DASY5 Configuration:

- Probe: ET3DV6 - SN1788; ConvF(6.3, 6.3, 6.3); Calibrated: 2009/9/23
- Sensor-Surface: 4mm (Mechanical Surface Detection)
- Electronics: DAE4 Sn778; Calibrated: 2009/9/18
- Phantom: SAM - Front; Type: SAM; Serial: TP-1446
- Measurement SW: DASY5, V5.0 Build 125; SEMCAD X Version 13.4 Build 125

Ch251/Area Scan (51x71x1): Measurement grid: dx=20mm, dy=20mm

Maximum value of SAR (interpolated) = 0.288 mW/g

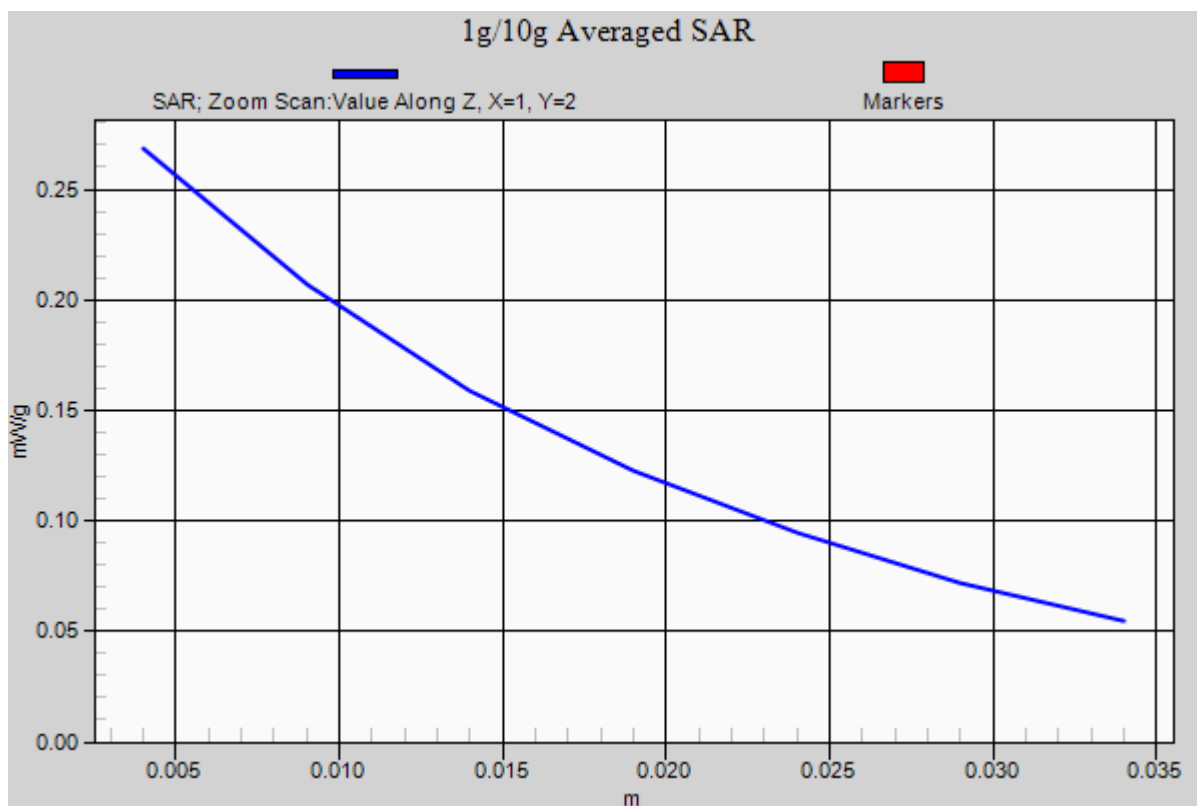
Ch251/Zoom Scan (5x5x7)/Cube 0: Measurement grid: dx=8mm, dy=8mm, dz=5mm

Reference Value = 5.78 V/m; Power Drift = 0.053 dB

Peak SAR (extrapolated) = 0.324 W/kg

SAR(1 g) = 0.258 mW/g; SAR(10 g) = 0.194 mW/g

Maximum value of SAR (measured) = 0.268 mW/g



#03 GSM850_Right Tilted_Ch189_Battery 1_Slide Off

DUT: 10-2-1051

Communication System: GSM850; Frequency: 836.4 MHz; Duty Cycle: 1:8.3

Medium: HSL_850_100622 Medium parameters used: $f = 836.4$ MHz; $\sigma = 0.9$ mho/m; $\epsilon_r = 41.2$; $\rho = 1000$

kg/m³

Ambient Temperature : 22.4 ; Liquid Temperature : 21.4

DASY5 Configuration:

- Probe: ET3DV6 - SN1788; ConvF(6.3, 6.3, 6.3); Calibrated: 2009/9/23
- Sensor-Surface: 4mm (Mechanical Surface Detection)
- Electronics: DAE4 Sn778; Calibrated: 2009/9/18
- Phantom: SAM - Front; Type: SAM; Serial: TP-1446
- Measurement SW: DASY5, V5.0 Build 125; SEMCAD X Version 13.4 Build 125

Ch189/Area Scan (41x71x1): Measurement grid: dx=20mm, dy=20mm

Maximum value of SAR (interpolated) = 0.095 mW/g

Ch189/Zoom Scan (5x5x7)/Cube 0: Measurement grid: dx=8mm, dy=8mm, dz=5mm

Reference Value = 6.99 V/m; Power Drift = -0.065 dB

Peak SAR (extrapolated) = 0.113 W/kg

SAR(1 g) = 0.090 mW/g; SAR(10 g) = 0.067 mW/g

Maximum value of SAR (measured) = 0.096 mW/g


Ch189/Zoom Scan (5x5x7)/Cube 1: Measurement grid: dx=8mm, dy=8mm, dz=5mm

Reference Value = 6.99 V/m; Power Drift = -0.065 dB

Peak SAR (extrapolated) = 0.102 W/kg

SAR(1 g) = 0.056 mW/g; SAR(10 g) = 0.036 mW/g

Maximum value of SAR (measured) = 0.075 mW/g



#04 GSM850_Left Cheek_Ch189_Battery 1_Slide Off

DUT: 10-2-1051

Communication System: GSM850; Frequency: 836.4 MHz; Duty Cycle: 1:8.3

Medium: HSL_850_100622 Medium parameters used: $f = 836.4$ MHz; $\sigma = 0.9$ mho/m; $\epsilon_r = 41.2$; $\rho = 1000$

kg/m³

Ambient Temperature : 22.5 ; Liquid Temperature : 21.4

DASY5 Configuration:

- Probe: ET3DV6 - SN1788; ConvF(6.3, 6.3, 6.3); Calibrated: 2009/9/23
- Sensor-Surface: 4mm (Mechanical Surface Detection)
- Electronics: DAE4 Sn778; Calibrated: 2009/9/18
- Phantom: SAM - Front; Type: SAM; Serial: TP-1446
- Measurement SW: DASY5, V5.0 Build 125; SEMCAD X Version 13.4 Build 125

Ch189/Area Scan (41x71x1): Measurement grid: dx=20mm, dy=20mm

Maximum value of SAR (interpolated) = 0.210 mW/g

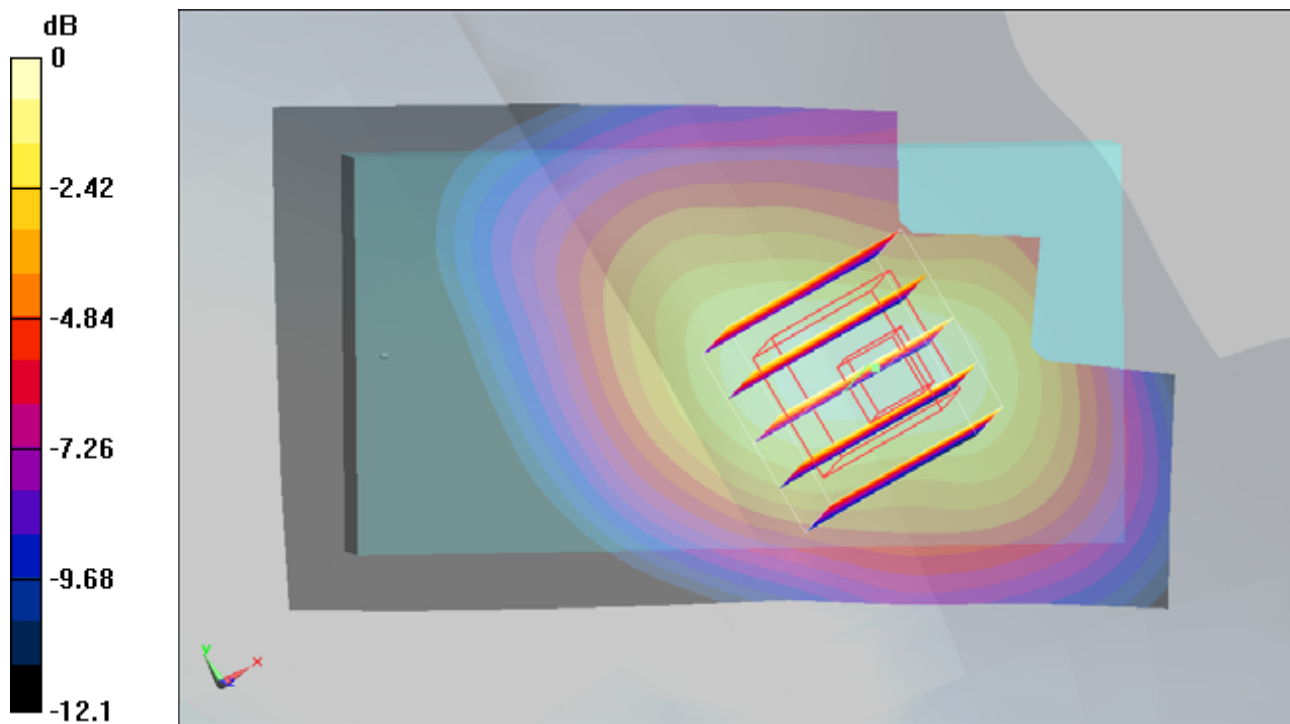
Ch189/Zoom Scan (5x5x7)/Cube 0: Measurement grid: dx=8mm, dy=8mm, dz=5mm

Reference Value = 2.8 V/m; Power Drift = -0.127 dB

Peak SAR (extrapolated) = 0.274 W/kg

SAR(1 g) = 0.196 mW/g; SAR(10 g) = 0.129 mW/g

Maximum value of SAR (measured) = 0.207 mW/g



0 dB = 0.207mW/g

#05 GSM850_Left Tilted_Ch189_Battery 1_Slide Off

DUT: 10-2-1051

Communication System: GSM850; Frequency: 836.4 MHz; Duty Cycle: 1:8.3

Medium: HSL_850_100622 Medium parameters used: $f = 836.4$ MHz; $\sigma = 0.9$ mho/m; $\epsilon_r = 41.2$; $\rho = 1000$

kg/m³

Ambient Temperature : 22.6 ; Liquid Temperature : 21.4

DASY5 Configuration:

- Probe: ET3DV6 - SN1788; ConvF(6.3, 6.3, 6.3); Calibrated: 2009/9/23
- Sensor-Surface: 4mm (Mechanical Surface Detection)
- Electronics: DAE4 Sn778; Calibrated: 2009/9/18
- Phantom: SAM - Front; Type: SAM; Serial: TP-1446
- Measurement SW: DASY5, V5.0 Build 125; SEMCAD X Version 13.4 Build 125

Ch189/Area Scan (41x71x1): Measurement grid: dx=20mm, dy=20mm

Maximum value of SAR (interpolated) = 0.074 mW/g

Ch189/Zoom Scan (5x5x7)/Cube 0: Measurement grid: dx=8mm, dy=8mm, dz=5mm

Reference Value = 6.32 V/m; Power Drift = -0.00261 dB

Peak SAR (extrapolated) = 0.088 W/kg

SAR(1 g) = 0.070 mW/g; SAR(10 g) = 0.052 mW/g

Maximum value of SAR (measured) = 0.074 mW/g

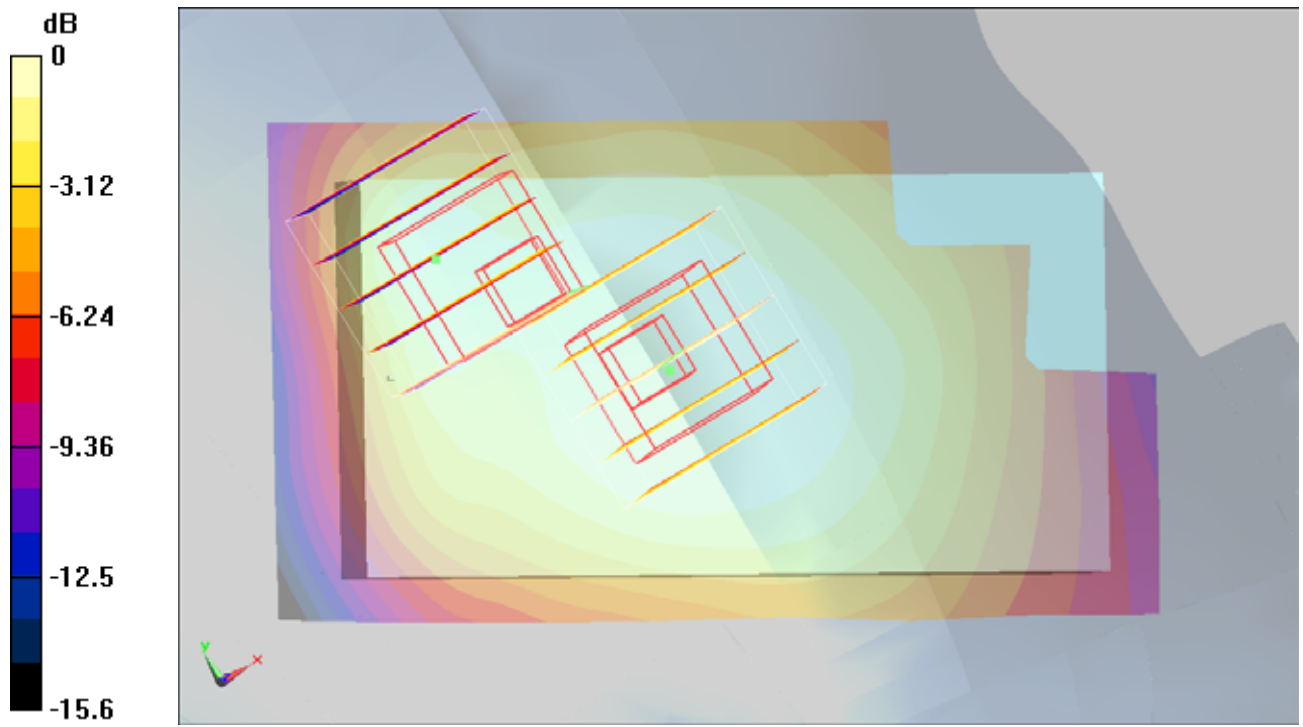
Ch189/Zoom Scan (5x5x7)/Cube 1: Measurement grid: dx=8mm, dy=8mm, dz=5mm

Reference Value = 6.32 V/m; Power Drift = -0.00261 dB

Peak SAR (extrapolated) = 0.093 W/kg

SAR(1 g) = 0.049 mW/g; SAR(10 g) = 0.033 mW/g

Maximum value of SAR (measured) = 0.062 mW/g



0 dB = 0.062mW/g

#33 GSM1900_Right Cheek_Ch661_Battery 1_Slide Off

DUT: 062328

Communication System: PCS; Frequency: 1880 MHz; Duty Cycle: 1:8.3

Medium: HSL_1900_100623 Medium parameters used: $f = 1880$ MHz; $\sigma = 1.43$ mho/m; $\epsilon_r = 39$; $\rho = 1000$ kg/m³

Ambient Temperature : 22.5 °C ; Liquid Temperature : 21.4 °C

DASY4 Configuration:

- Probe: ET3DV6 - SN1787; ConvF(5.09, 5.09, 5.09); Calibrated: 2010/5/18
- Sensor-Surface: 4mm (Mechanical Surface Detection)
- Electronics: DAE3 Sn577; Calibrated: 2009/8/24
- Phantom: SAM-Left; Type: QD 000 P40 C; Serial: TP-1477
- Measurement SW: DASY4, V4.7 Build 80; Postprocessing SW: SEMCAD, V1.8 Build 186

Ch661/Area Scan (41x71x1): Measurement grid: dx=20mm, dy=20mm

Maximum value of SAR (interpolated) = 0.333 mW/g

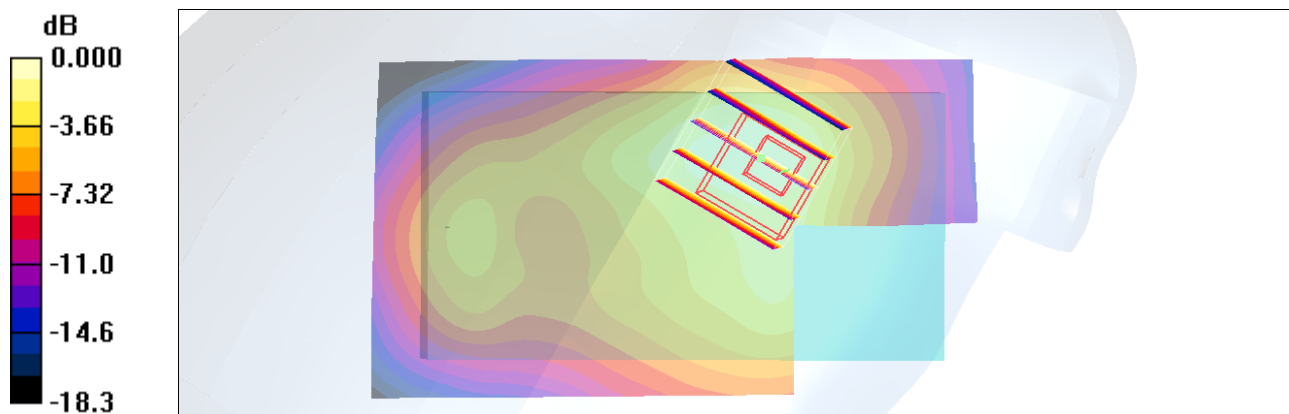
Ch661/Zoom Scan (5x5x7)/Cube 0: Measurement grid: dx=8mm, dy=8mm, dz=5mm

Reference Value = 9.62 V/m; Power Drift = 0.043 dB

Peak SAR (extrapolated) = 0.425 W/kg

SAR(1 g) = 0.299 mW/g; SAR(10 g) = 0.181 mW/g

Maximum value of SAR (measured) = 0.329 mW/g



0 dB = 0.329mW/g

#34 GSM1900_Right Tilted_Ch661_Battery 1_Slide Off

DUT: 062328

Communication System: PCS; Frequency: 1880 MHz; Duty Cycle: 1:8.3

Medium: HSL_1900_100623 Medium parameters used: $f = 1880$ MHz; $\sigma = 1.43$ mho/m; $\epsilon_r = 39$; $\rho = 1000$ kg/m³

Ambient Temperature : 22.4 °C ; Liquid Temperature : 21.4 °C

DASY4 Configuration:

- Probe: ET3DV6 - SN1787; ConvF(5.09, 5.09, 5.09); Calibrated: 2010/5/18
- Sensor-Surface: 4mm (Mechanical Surface Detection)
- Electronics: DAE3 Sn577; Calibrated: 2009/8/24
- Phantom: SAM-Left; Type: QD 000 P40 C; Serial: TP-1477
- Measurement SW: DASY4, V4.7 Build 80; Postprocessing SW: SEMCAD, V1.8 Build 186

Ch661/Area Scan (41x71x1): Measurement grid: dx=20mm, dy=20mm

Maximum value of SAR (interpolated) = 0.258 mW/g

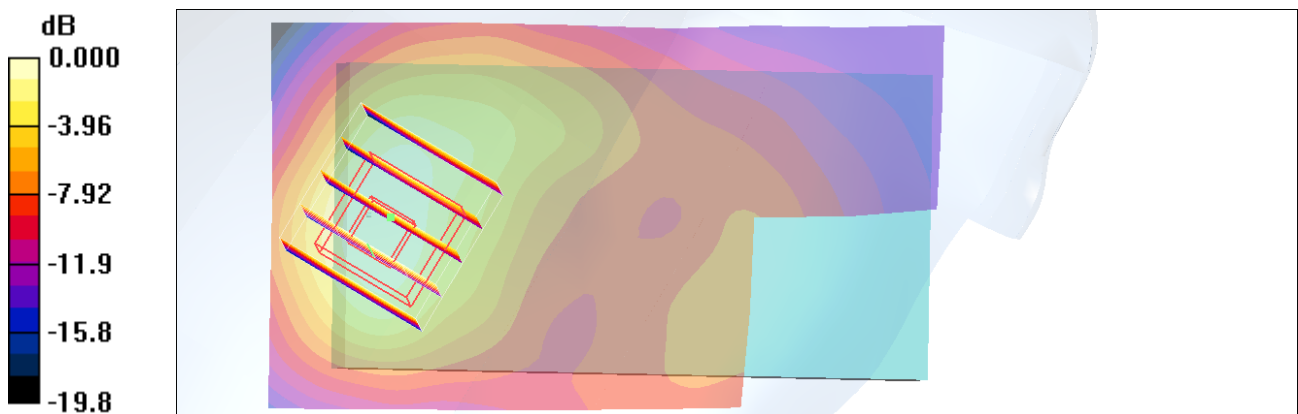
Ch661/Zoom Scan (5x5x7)/Cube 0: Measurement grid: dx=8mm, dy=8mm, dz=5mm

Reference Value = 13.6 V/m; Power Drift = 0.007 dB

Peak SAR (extrapolated) = 0.354 W/kg

SAR(1 g) = 0.220 mW/g; SAR(10 g) = 0.126 mW/g

Maximum value of SAR (measured) = 0.240 mW/g



0 dB = 0.240mW/g

#37 GSM1900_Left Cheek_Ch661_Battery 2_Slide Off

DUT: 062328

Communication System: PCS; Frequency: 1880 MHz; Duty Cycle: 1:8.3

Medium: HSL_1900_100623 Medium parameters used: $f = 1880$ MHz; $\sigma = 1.43$ mho/m; $\epsilon_r = 39$; $\rho = 1000$ kg/m³

Ambient Temperature : 22.4 °C; Liquid Temperature : 21.4 °C

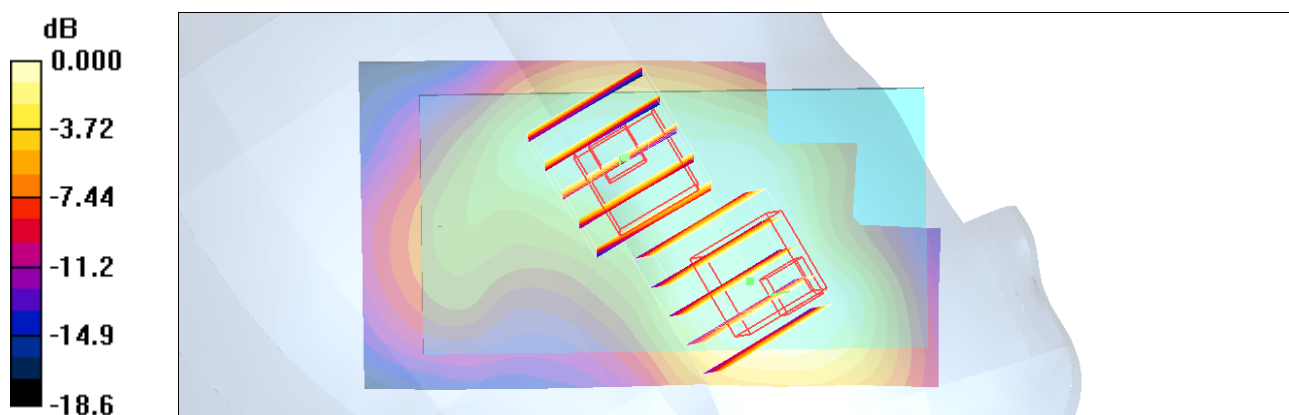
DASY4 Configuration:

- Probe: ET3DV6 - SN1787; ConvF(5.09, 5.09, 5.09); Calibrated: 2010/5/18
- Sensor-Surface: 4mm (Mechanical Surface Detection)
- Electronics: DAE3 Sn577; Calibrated: 2009/8/24
- Phantom: SAM-Left; Type: QD 000 P40 C; Serial: TP-1477
- Measurement SW: DASY4, V4.7 Build 80; Postprocessing SW: SEMCAD, V1.8 Build 186

Ch661/Area Scan (41x71x1): Measurement grid: dx=20mm, dy=20mm
Maximum value of SAR (interpolated) = 0.357 mW/g

Ch661/Zoom Scan (5x5x7)/Cube 0: Measurement grid: dx=8mm, dy=8mm, dz=5mm
Reference Value = 7.16 V/m; Power Drift = -0.129 dB
Peak SAR (extrapolated) = 0.524 W/kg
SAR(1 g) = 0.325 mW/g; SAR(10 g) = 0.190 mW/g
Maximum value of SAR (measured) = 0.365 mW/g

Ch661/Zoom Scan (5x5x7)/Cube 1: Measurement grid: dx=8mm, dy=8mm, dz=5mm
Reference Value = 7.16 V/m; Power Drift = -0.129 dB
Peak SAR (extrapolated) = 0.315 W/kg
SAR(1 g) = 0.221 mW/g; SAR(10 g) = 0.141 mW/g
Maximum value of SAR (measured) = 0.242 mW/g



0 dB = 0.242mW/g

#37 GSM1900_Left Cheek_Ch661_Battery 2_Slide Off_2D

DUT: 062328

Communication System: PCS; Frequency: 1880 MHz; Duty Cycle: 1:8.3

Medium: HSL_1900_100623 Medium parameters used: $f = 1880$ MHz; $\sigma = 1.43$ mho/m; $\epsilon_r = 39$; $\rho = 1000$ kg/m³

Ambient Temperature : 22.4 °C; Liquid Temperature : 21.4 °C

DASY4 Configuration:

- Probe: ET3DV6 - SN1787; ConvF(5.09, 5.09, 5.09); Calibrated: 2010/5/18
- Sensor-Surface: 4mm (Mechanical Surface Detection)
- Electronics: DAE3 Sn577; Calibrated: 2009/8/24
- Phantom: SAM-Left; Type: QD 000 P40 C; Serial: TP-1477
- Measurement SW: DASY4, V4.7 Build 80; Postprocessing SW: SEMCAD, V1.8 Build 186

Ch661/Area Scan (41x71x1): Measurement grid: dx=20mm, dy=20mm

Maximum value of SAR (interpolated) = 0.357 mW/g

Ch661/Zoom Scan (5x5x7)/Cube 0: Measurement grid: dx=8mm, dy=8mm, dz=5mm

Reference Value = 7.16 V/m; Power Drift = -0.129 dB

Peak SAR (extrapolated) = 0.524 W/kg

SAR(1 g) = 0.325 mW/g; SAR(10 g) = 0.190 mW/g

Maximum value of SAR (measured) = 0.365 mW/g

Ch661/Zoom Scan (5x5x7)/Cube 1: Measurement grid: dx=8mm, dy=8mm, dz=5mm

Reference Value = 7.16 V/m; Power Drift = -0.129 dB

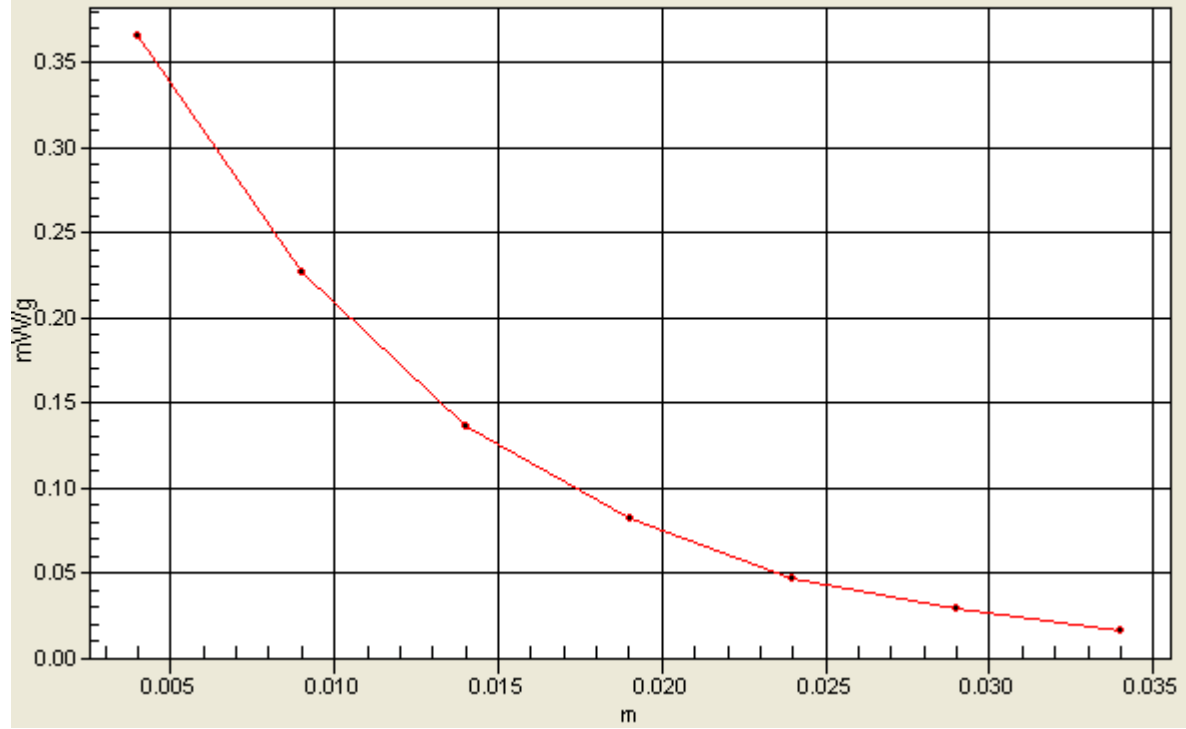
Peak SAR (extrapolated) = 0.315 W/kg

SAR(1 g) = 0.221 mW/g; SAR(10 g) = 0.141 mW/g

Maximum value of SAR (measured) = 0.242 mW/g

1g/10g Averaged SAR

SAR; Zoom Scan: Value Along Z, X=1, Y=1



#36 GSM1900_Left Tilted_Ch661_Battery 1_Slide Off

DUT: 062328

Communication System: PCS; Frequency: 1880 MHz; Duty Cycle: 1:8.3

Medium: HSL_1900_100623 Medium parameters used: $f = 1880$ MHz; $\sigma = 1.43$ mho/m; $\epsilon_r = 39$; $\rho = 1000$ kg/m³

Ambient Temperature : 22.3 °C ; Liquid Temperature : 21.4 °C

DASY4 Configuration:

- Probe: ET3DV6 - SN1787; ConvF(5.09, 5.09, 5.09); Calibrated: 2010/5/18
- Sensor-Surface: 4mm (Mechanical Surface Detection)
- Electronics: DAE3 Sn577; Calibrated: 2009/8/24
- Phantom: SAM-Left; Type: QD 000 P40 C; Serial: TP-1477
- Measurement SW: DASY4, V4.7 Build 80; Postprocessing SW: SEMCAD, V1.8 Build 186

Ch661/Area Scan (41x71x1): Measurement grid: dx=20mm, dy=20mm

Maximum value of SAR (interpolated) = 0.211 mW/g

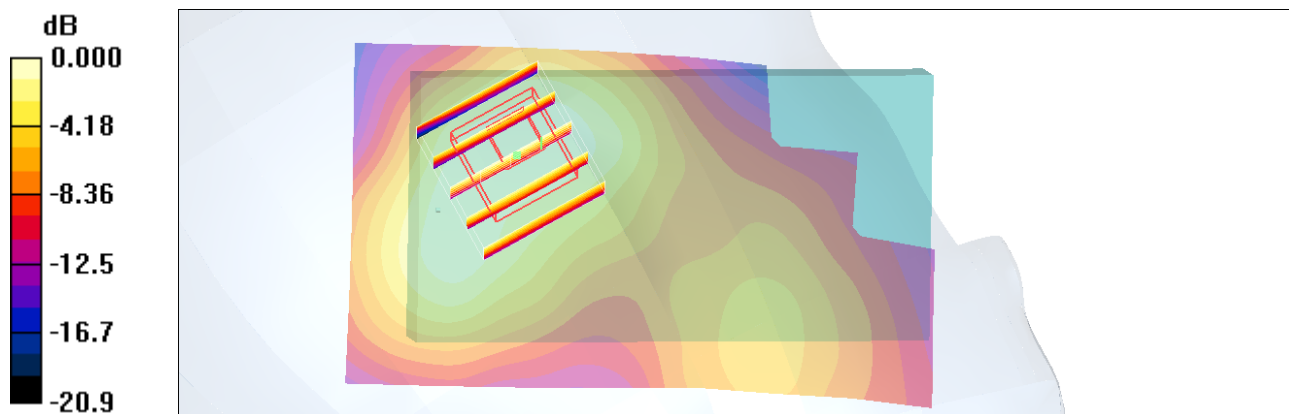
Ch661/Zoom Scan (5x5x7)/Cube 0: Measurement grid: dx=8mm, dy=8mm, dz=5mm

Reference Value = 11.0 V/m; Power Drift = 0.038 dB

Peak SAR (extrapolated) = 0.260 W/kg

SAR(1 g) = 0.173 mW/g; SAR(10 g) = 0.108 mW/g

Maximum value of SAR (measured) = 0.182 mW/g



0 dB = 0.182mW/g

#15 WCDMA V_Right Cheek_Ch4233_Battery 2_Slide Off

DUT: 062328

Communication System: WCDMA; Frequency: 846.6 MHz; Duty Cycle: 1:1

Medium: HSL_850_100622 Medium parameters used: $f = 847$ MHz; $\sigma = 0.91$ mho/m; $\epsilon_r = 41.1$; $\rho = 1000$

kg/m³

Ambient Temperature : 22.3 °C; Liquid Temperature : 21.4 °C

DASY5 Configuration:

- Probe: ET3DV6 - SN1788; ConvF(6.3, 6.3, 6.3); Calibrated: 2009/9/23

- Sensor-Surface: 4mm (Mechanical Surface Detection)

- Electronics: DAE4 Sn778; Calibrated: 2009/9/18

- Phantom: SAM - Front; Type: SAM; Serial: TP-1446

- Measurement SW: DASY5, V5.0 Build 125; SEMCAD X Version 13.4 Build 125

Ch4233/Area Scan (41x71x1): Measurement grid: dx=20mm, dy=20mm

Maximum value of SAR (interpolated) = 0.306 mW/g

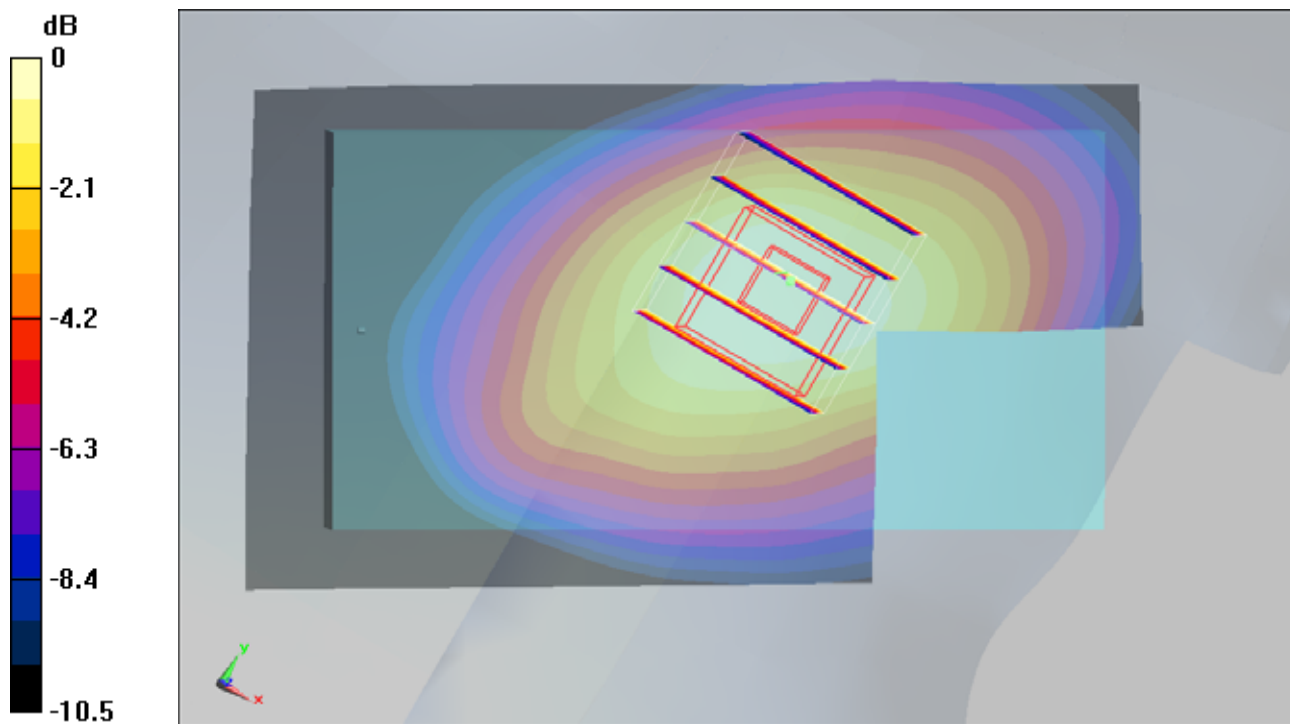
Ch4233/Zoom Scan (5x5x7)/Cube 0: Measurement grid: dx=8mm, dy=8mm, dz=5mm

Reference Value = 5.62 V/m; Power Drift = 0.019 dB

Peak SAR (extrapolated) = 0.364 W/kg

SAR(1 g) = 0.283 mW/g; SAR(10 g) = 0.202 mW/g

Maximum value of SAR (measured) = 0.297 mW/g



0 dB = 0.297mW/g

#15 WCDMA V_Right Cheek_Ch4233_Battery 2_Slide Off_2D

DUT: 062328

Communication System: WCDMA; Frequency: 846.6 MHz; Duty Cycle: 1:1

Medium: HSL_850_100622 Medium parameters used: $f = 847$ MHz; $\sigma = 0.91$ mho/m; $\epsilon_r = 41.1$; $\rho = 1000$

kg/m³

Ambient Temperature : 22.3 ; Liquid Temperature : 21.4

DASY5 Configuration:

- Probe: ET3DV6 - SN1788; ConvF(6.3, 6.3, 6.3); Calibrated: 2009/9/23
- Sensor-Surface: 4mm (Mechanical Surface Detection)
- Electronics: DAE4 Sn778; Calibrated: 2009/9/18
- Phantom: SAM - Front; Type: SAM; Serial: TP-1446
- Measurement SW: DASY5, V5.0 Build 125; SEMCAD X Version 13.4 Build 125

Ch4233/Area Scan (41x71x1): Measurement grid: dx=20mm, dy=20mm

Maximum value of SAR (interpolated) = 0.306 mW/g

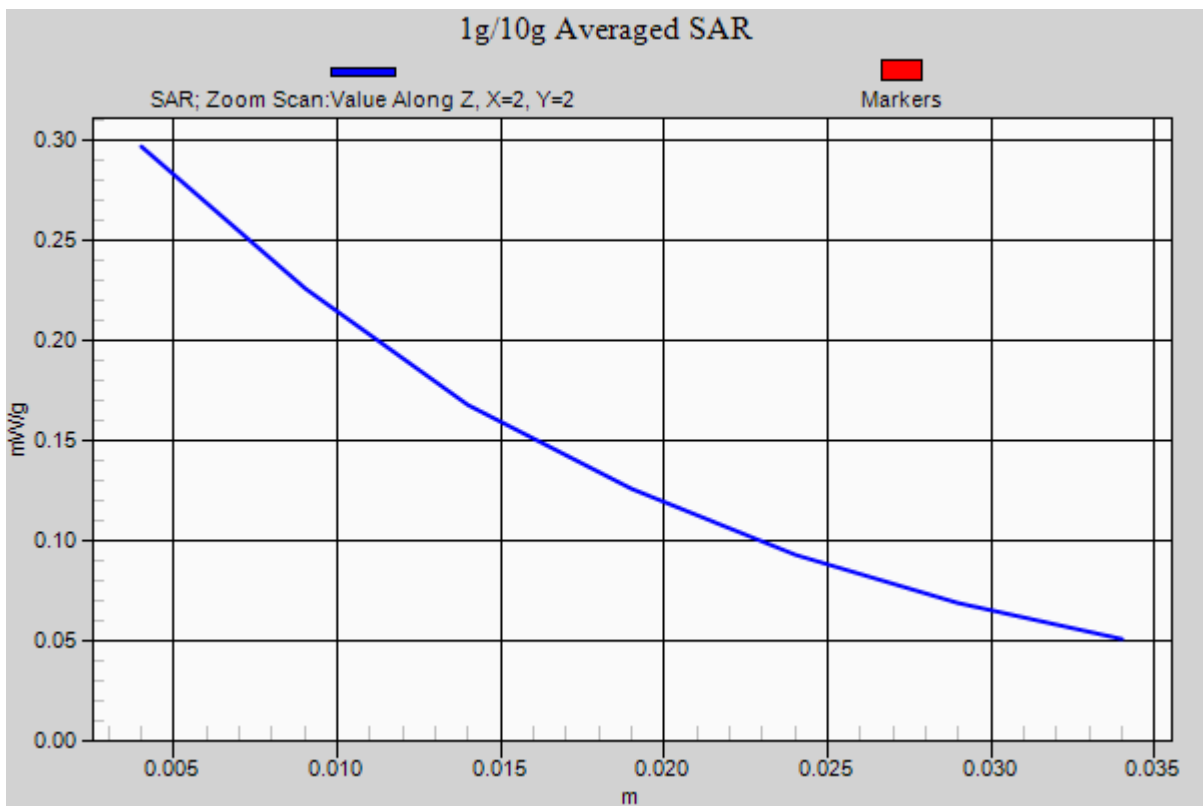
Ch4233/Zoom Scan (5x5x7)/Cube 0: Measurement grid: dx=8mm, dy=8mm, dz=5mm

Reference Value = 5.62 V/m; Power Drift = 0.019 dB

Peak SAR (extrapolated) = 0.364 W/kg

SAR(1 g) = 0.283 mW/g; SAR(10 g) = 0.202 mW/g

Maximum value of SAR (measured) = 0.297 mW/g



#11 WCDMA V_Right Tilted_Ch4182_Battery 1_Slide Off

DUT: 062328

Communication System: WCDMA; Frequency: 836.4 MHz; Duty Cycle: 1:1

Medium: HSL_850_100622 Medium parameters used: $f = 836.4$ MHz; $\sigma = 0.9$ mho/m; $\epsilon_r = 41.2$; $\rho = 1000$

kg/m³

Ambient Temperature : 22.4 ; Liquid Temperature : 21.4

DASY5 Configuration:

- Probe: ET3DV6 - SN1788; ConvF(6.3, 6.3, 6.3); Calibrated: 2009/9/23

- Sensor-Surface: 4mm (Mechanical Surface Detection)

- Electronics: DAE4 Sn778; Calibrated: 2009/9/18

- Phantom: SAM - Front; Type: SAM; Serial: TP-1446

- Measurement SW: DASY5, V5.0 Build 125; SEMCAD X Version 13.4 Build 125

Ch4182/Area Scan (41x71x1): Measurement grid: dx=20mm, dy=20mm

Maximum value of SAR (interpolated) = 0.062 mW/g

Ch4182/Zoom Scan (5x5x7)/Cube 0: Measurement grid: dx=8mm, dy=8mm, dz=5mm

Reference Value = 5.52 V/m; Power Drift = -0.162 dB

Peak SAR (extrapolated) = 0.069 W/kg

SAR(1 g) = 0.056 mW/g; SAR(10 g) = 0.042 mW/g

Maximum value of SAR (measured) = 0.058 mW/g

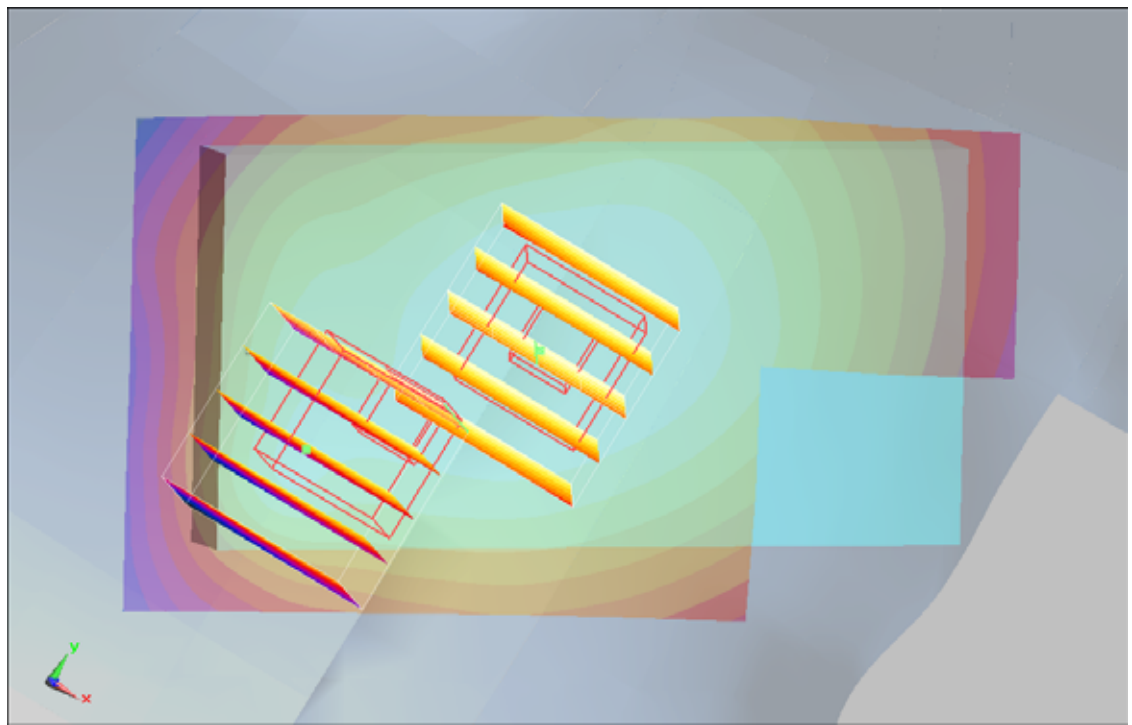
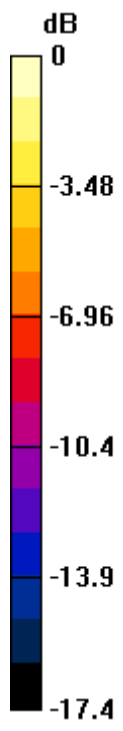
Ch4182/Zoom Scan (5x5x7)/Cube 1: Measurement grid: dx=8mm, dy=8mm, dz=5mm

Reference Value = 5.52 V/m; Power Drift = -0.162 dB

Peak SAR (extrapolated) = 0.064 W/kg

SAR(1 g) = 0.040 mW/g; SAR(10 g) = 0.024 mW/g

Maximum value of SAR (measured) = 0.051 mW/g



0 dB = 0.051mW/g

#12 WCDMA V_Left Cheek_Ch4182_Battery 1_Slide Off

DUT: 062328

Communication System: WCDMA; Frequency: 836.4 MHz; Duty Cycle: 1:1

Medium: HSL_850_100622 Medium parameters used: $f = 836.4$ MHz; $\sigma = 0.9$ mho/m; $\epsilon_r = 41.2$; $\rho = 1000$

kg/m³

Ambient Temperature : 22.5 ; Liquid Temperature : 21.4

DASY5 Configuration:

- Probe: ET3DV6 - SN1788; ConvF(6.3, 6.3, 6.3); Calibrated: 2009/9/23
- Sensor-Surface: 4mm (Mechanical Surface Detection)
- Electronics: DAE4 Sn778; Calibrated: 2009/9/18
- Phantom: SAM - Front; Type: SAM; Serial: TP-1446
- Measurement SW: DASY5, V5.0 Build 125; SEMCAD X Version 13.4 Build 125

Ch4182/Area Scan (41x71x1): Measurement grid: dx=20mm, dy=20mm

Maximum value of SAR (interpolated) = 0.186 mW/g

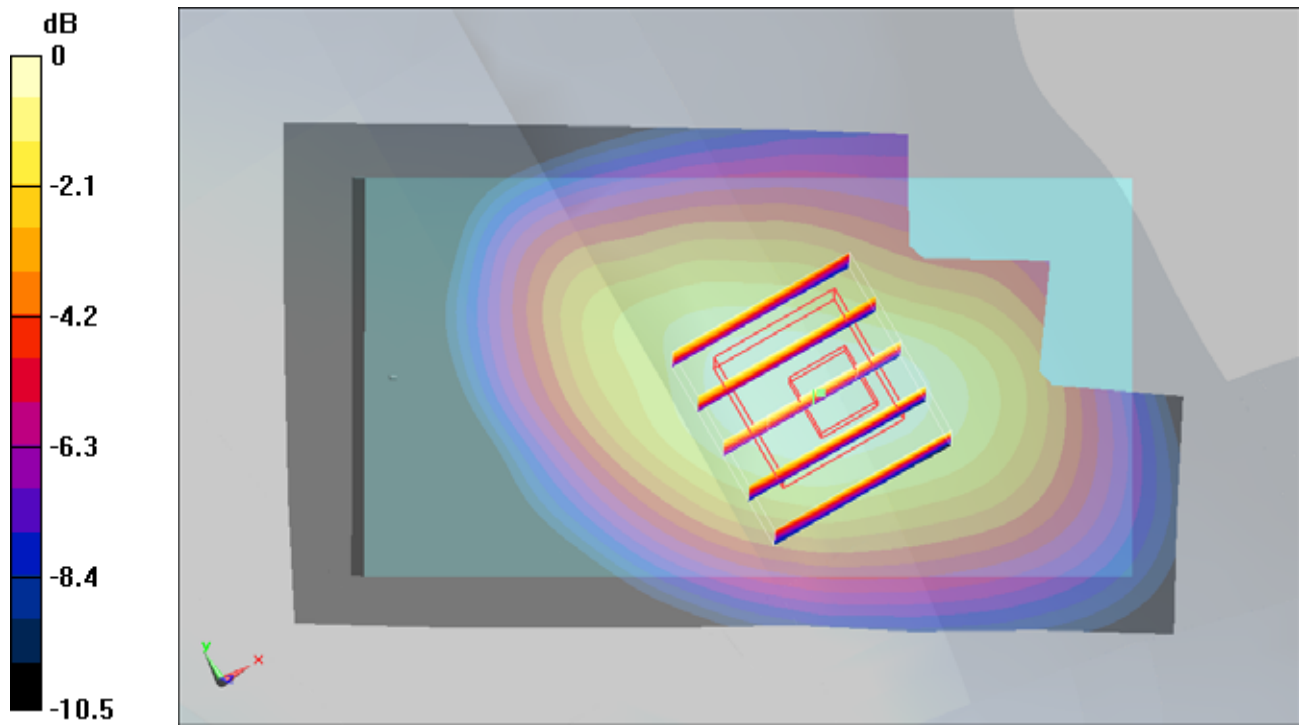
Ch4182/Zoom Scan (5x5x7)/Cube 0: Measurement grid: dx=8mm, dy=8mm, dz=5mm

Reference Value = 3.47 V/m; Power Drift = -0.135 dB

Peak SAR (extrapolated) = 0.224 W/kg

SAR(1 g) = 0.175 mW/g; SAR(10 g) = 0.126 mW/g

Maximum value of SAR (measured) = 0.184 mW/g



0 dB = 0.184mW/g

#13 WCDMA V_Left Tilted_Ch4182_Battery 1_Slide Off

DUT: 062328

Communication System: WCDMA; Frequency: 836.4 MHz; Duty Cycle: 1:1

Medium: HSL_850_100622 Medium parameters used: $f = 836.4$ MHz; $\sigma = 0.9$ mho/m; $\epsilon_r = 41.2$; $\rho = 1000$

kg/m³

Ambient Temperature : 22.3 ; Liquid Temperature : 21.4

DASY5 Configuration:

- Probe: ET3DV6 - SN1788; ConvF(6.3, 6.3, 6.3); Calibrated: 2009/9/23
- Sensor-Surface: 4mm (Mechanical Surface Detection)
- Electronics: DAE4 Sn778; Calibrated: 2009/9/18
- Phantom: SAM - Front; Type: SAM; Serial: TP-1446
- Measurement SW: DASY5, V5.0 Build 125; SEMCAD X Version 13.4 Build 125

Ch4182/Area Scan (41x71x1): Measurement grid: dx=20mm, dy=20mm

Maximum value of SAR (interpolated) = 0.097 mW/g

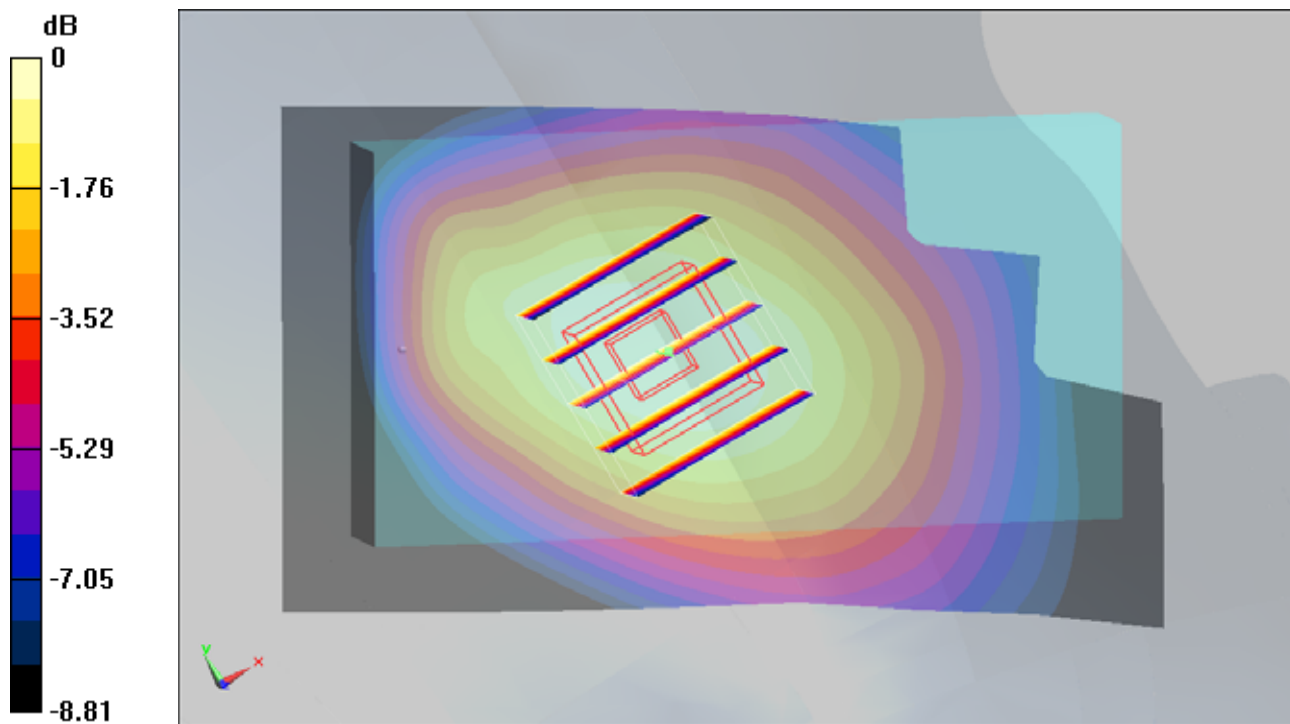
Ch4182/Zoom Scan (5x5x7)/Cube 0: Measurement grid: dx=8mm, dy=8mm, dz=5mm

Reference Value = 6.44 V/m; Power Drift = -0.050 dB

Peak SAR (extrapolated) = 0.113 W/kg

SAR(1 g) = 0.092 mW/g; SAR(10 g) = 0.068 mW/g

Maximum value of SAR (measured) = 0.096 mW/g



0 dB = 0.096mW/g

#51 WCDMA II_RMC12.2K_Right Cheek_Ch9400_Battery 1_Slide Off

DUT: 062328

Communication System: WCDMA; Frequency: 1880 MHz; Duty Cycle: 1:1

Medium: HSL_1900_100623 Medium parameters used: $f = 1880$ MHz; $\sigma = 1.43$ mho/m; $\epsilon_r = 39$; $\rho = 1000$ kg/m³

Ambient Temperature : 22.4 °C; Liquid Temperature : 21.4 °C

DASY4 Configuration:

- Probe: ET3DV6 - SN1787; ConvF(5.09, 5.09, 5.09); Calibrated: 2010/5/18
- Sensor-Surface: 4mm (Mechanical Surface Detection)
- Electronics: DAE3 Sn577; Calibrated: 2009/8/24
- Phantom: SAM-Left; Type: QD 000 P40 C; Serial: TP-1477
- Measurement SW: DASY4, V4.7 Build 80; Postprocessing SW: SEMCAD, V1.8 Build 186

Ch9400/Area Scan (41x81x1): Measurement grid: dx=20mm, dy=20mm

Maximum value of SAR (interpolated) = 0.461 mW/g

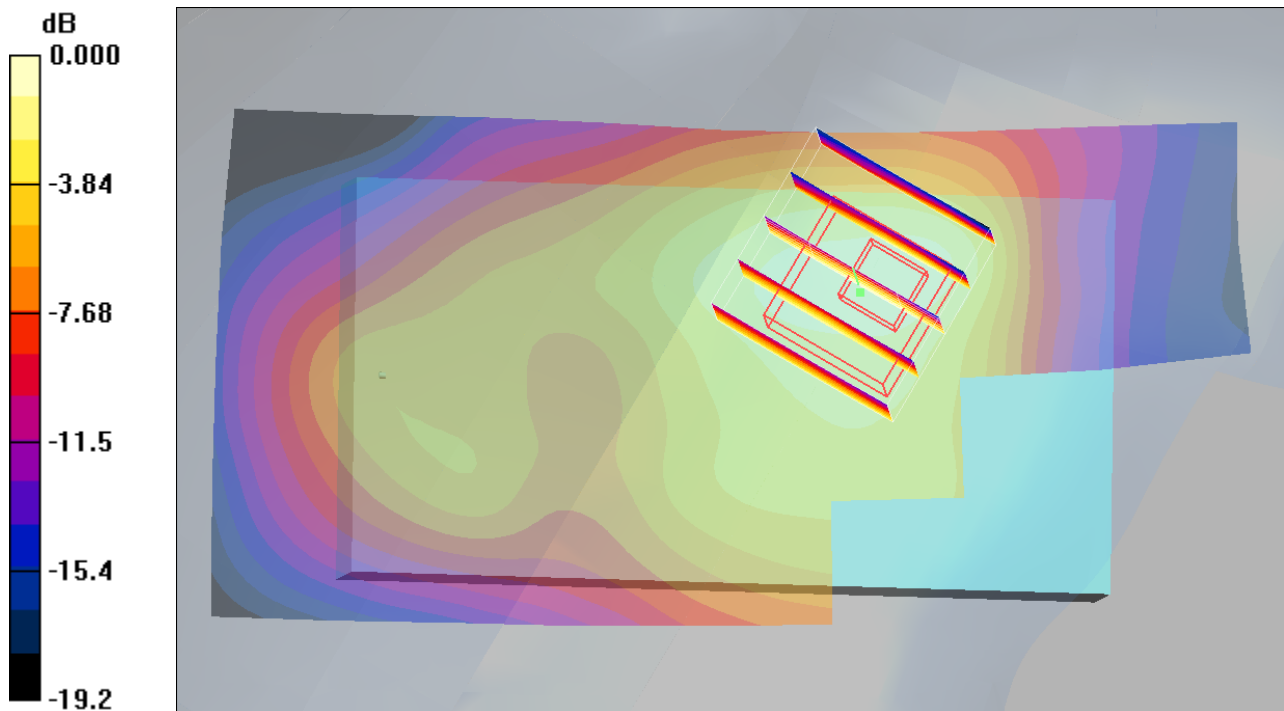
Ch9400/Zoom Scan (5x5x7)/Cube 0: Measurement grid: dx=8mm, dy=8mm, dz=5mm

Reference Value = 11.5 V/m; Power Drift = -0.054 dB

Peak SAR (extrapolated) = 0.642 W/kg

SAR(1 g) = 0.439 mW/g; SAR(10 g) = 0.257 mW/g

Maximum value of SAR (measured) = 0.484 mW/g



0 dB = 0.484mW/g

#51 WCDMA II_RMC12.2K_Right Cheek_Ch9400_Battery 1_Slide Off_2D

DUT: 062328

Communication System: WCDMA; Frequency: 1880 MHz; Duty Cycle: 1:1

Medium: HSL_1900_100623 Medium parameters used: $f = 1880$ MHz; $\sigma = 1.43$ mho/m; $\epsilon_r = 39$; $\rho = 1000$ kg/m³

Ambient Temperature : 22.4 °C; Liquid Temperature : 21.4 °C

DASY4 Configuration:

- Probe: ET3DV6 - SN1787; ConvF(5.09, 5.09, 5.09); Calibrated: 2010/5/18
- Sensor-Surface: 4mm (Mechanical Surface Detection)
- Electronics: DAE3 Sn577; Calibrated: 2009/8/24
- Phantom: SAM-Left; Type: QD 000 P40 C; Serial: TP-1477
- Measurement SW: DASY4, V4.7 Build 80; Postprocessing SW: SEMCAD, V1.8 Build 186

Ch9400/Area Scan (41x81x1): Measurement grid: dx=20mm, dy=20mm

Maximum value of SAR (interpolated) = 0.461 mW/g

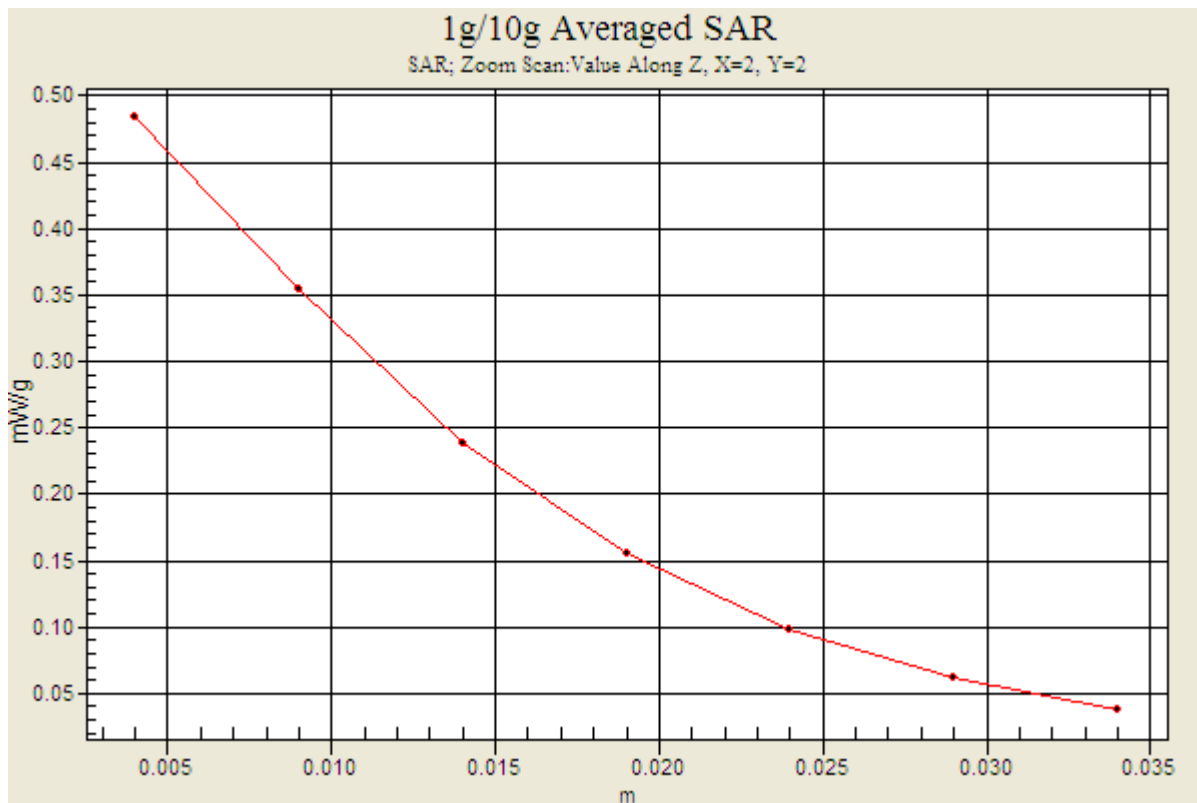
Ch9400/Zoom Scan (5x5x7)/Cube 0: Measurement grid: dx=8mm, dy=8mm, dz=5mm

Reference Value = 11.5 V/m; Power Drift = -0.054 dB

Peak SAR (extrapolated) = 0.642 W/kg

SAR(1 g) = 0.439 mW/g; SAR(10 g) = 0.257 mW/g

Maximum value of SAR (measured) = 0.484 mW/g



#52 WCDMA II_RMC12.2K_Right Tilted_Ch9400_Battery 1_Slide Off

DUT: 062328

Communication System: WCDMA; Frequency: 1880 MHz; Duty Cycle: 1:1

Medium: HSL_1900_100623 Medium parameters used: $f = 1880$ MHz; $\sigma = 1.43$ mho/m; $\epsilon_r = 39$; $\rho = 1000$ kg/m³

Ambient Temperature : 22.4 °C; Liquid Temperature : 21.4 °C

DASY4 Configuration:

- Probe: ET3DV6 - SN1787; ConvF(5.09, 5.09, 5.09); Calibrated: 2010/5/18
- Sensor-Surface: 4mm (Mechanical Surface Detection)
- Electronics: DAE3 Sn577; Calibrated: 2009/8/24
- Phantom: SAM-Left; Type: QD 000 P40 C; Serial: TP-1477
- Measurement SW: DASY4, V4.7 Build 80; Postprocessing SW: SEMCAD, V1.8 Build 186

Ch9400/Area Scan (41x81x1): Measurement grid: dx=20mm, dy=20mm

Maximum value of SAR (interpolated) = 0.322 mW/g


Ch9400/Zoom Scan (5x5x7)/Cube 0: Measurement grid: dx=8mm, dy=8mm, dz=5mm

Reference Value = 16.1 V/m; Power Drift = 0.099 dB

Peak SAR (extrapolated) = 0.509 W/kg

SAR(1 g) = 0.306 mW/g; SAR(10 g) = 0.173 mW/g

Maximum value of SAR (measured) = 0.330 mW/g



0 dB = 0.330mW/g

#53 WCDMA II_RMC12.2K_Left Cheek_Ch9400_Battery 1_Slide Off

DUT:062328

Communication System: WCDMA; Frequency: 1880 MHz; Duty Cycle: 1:1

Medium: HSL_1900_100623 Medium parameters used: $f = 1880 \text{ MHz}$; $\sigma = 1.43 \text{ mho/m}$; $\epsilon_r = 39$; $\rho = 1000 \text{ kg/m}^3$

Ambient Temperature : 22.4 °C; Liquid Temperature : 21.4 °C

DASY4 Configuration:

- Probe: ET3DV6 - SN1787; ConvF(5.09, 5.09, 5.09); Calibrated: 2010/5/18
- Sensor-Surface: 4mm (Mechanical Surface Detection)
- Electronics: DAE3 Sn577; Calibrated: 2009/8/24
- Phantom: SAM-Left; Type: QD 000 P40 C; Serial: TP-1477
- Measurement SW: DASY4, V4.7 Build 80; Postprocessing SW: SEMCAD, V1.8 Build 186

Ch9400/Area Scan (41x81x1): Measurement grid: $dx=20\text{mm}$, $dy=20\text{mm}$

Maximum value of SAR (interpolated) = 0.475 mW/g

Ch9400/Zoom Scan (5x5x7)/Cube 0: Measurement grid: $dx=8\text{mm}$, $dy=8\text{mm}$, $dz=5\text{mm}$

Reference Value = 8.35 V/m; Power Drift = 0.006 dB

Peak SAR (extrapolated) = 0.622 W/kg

SAR(1 g) = 0.384 mW/g; SAR(10 g) = 0.241 mW/g

Maximum value of SAR (measured) = 0.427 mW/g


Ch9400/Zoom Scan (5x5x7)/Cube 1: Measurement grid: $dx=8\text{mm}$, $dy=8\text{mm}$, $dz=5\text{mm}$

Reference Value = 8.35 V/m; Power Drift = 0.006 dB

Peak SAR (extrapolated) = 0.430 W/kg

SAR(1 g) = 0.310 mW/g; SAR(10 g) = 0.202 mW/g

Maximum value of SAR (measured) = 0.338 mW/g



0 dB = 0.338mW/g

#54 WCDMA II_RMC12.2K_Left Tilted_Ch9400_Battery 1_Slide Off

DUT: 062328

Communication System: WCDMA; Frequency: 1880 MHz; Duty Cycle: 1:1

Medium: HSL_1900_100623 Medium parameters used: $f = 1880$ MHz; $\sigma = 1.43$ mho/m; $\epsilon_r = 39$; $\rho = 1000$ kg/m³

Ambient Temperature : 22.4 °C; Liquid Temperature : 21.4 °C

DASY4 Configuration:

- Probe: ET3DV6 - SN1787; ConvF(5.09, 5.09, 5.09); Calibrated: 2010/5/18
- Sensor-Surface: 4mm (Mechanical Surface Detection)
- Electronics: DAE3 Sn577; Calibrated: 2009/8/24
- Phantom: SAM-Left; Type: QD 000 P40 C; Serial: TP-1477
- Measurement SW: DASY4, V4.7 Build 80; Postprocessing SW: SEMCAD, V1.8 Build 186

Ch9400/Area Scan (41x81x1): Measurement grid: dx=20mm, dy=20mm

Maximum value of SAR (interpolated) = 0.306 mW/g

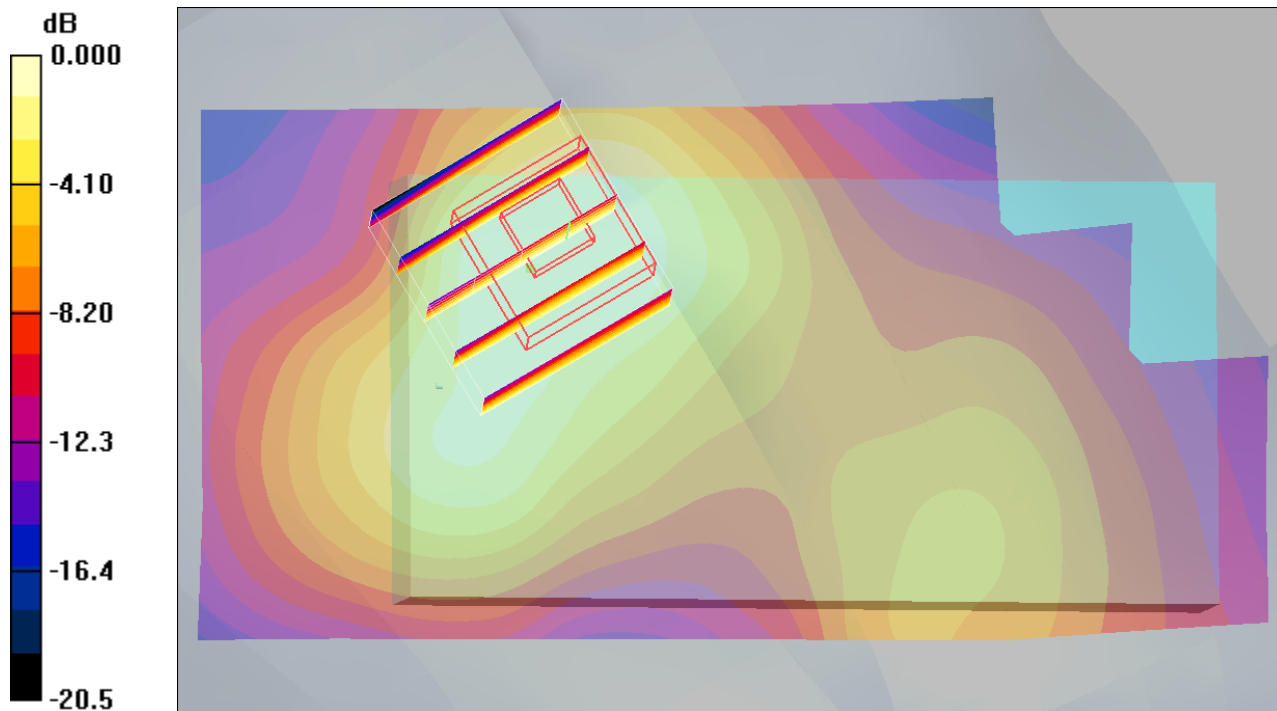
Ch9400/Zoom Scan (5x5x7)/Cube 0: Measurement grid: dx=8mm, dy=8mm, dz=5mm

Reference Value = 12.6 V/m; Power Drift = 0.002 dB

Peak SAR (extrapolated) = 0.368 W/kg

SAR(1 g) = 0.232 mW/g; SAR(10 g) = 0.143 mW/g

Maximum value of SAR (measured) = 0.247 mW/g



#57 GSM850_GPRS10_Face_1.5cm_Ch189_Battery 1_Slide Off

DUT: 062328

Communication System: GSM850; Frequency: 836.4 MHz; Duty Cycle: 1:4

Medium: MSL_850_100624 Medium parameters used : $f = 836.4$ MHz; $\sigma = 0.996$ mho/m; $\epsilon_r = 54.7$;

$\rho = 1000$ kg/m³

Ambient Temperature : 22.5 °C; Liquid Temperature : 21.6 °C

DASY4 Configuration:

- Probe: ET3DV6 - SN1787; ConvF(6.12, 6.12, 6.12); Calibrated: 2010/5/18
- Sensor-Surface: 4mm (Mechanical Surface Detection)
- Electronics: DAE3 Sn577; Calibrated: 2009/8/24
- Phantom: SAM-Right; Type: QD 000 P40 C; Serial: TP-1383
- Measurement SW: DASY4, V4.7 Build 80; Postprocessing SW: SEMCAD, V1.8 Build 186

Ch189/Area Scan (41x81x1): Measurement grid: dx=20mm, dy=20mm

Maximum value of SAR (interpolated) = 0.354 mW/g


Ch189/Zoom Scan (5x5x7)/Cube 0: Measurement grid: dx=8mm, dy=8mm, dz=5mm

Reference Value = 6.49 V/m; Power Drift = -0.104 dB

Peak SAR (extrapolated) = 0.440 W/kg

SAR(1 g) = 0.319 mW/g; SAR(10 g) = 0.214 mW/g

Maximum value of SAR (measured) = 0.342 mW/g



0 dB = 0.342mW/g

#62 GSM850_GPRS10_Bottom_1.5cm_Ch189_Battery 1_Slide Left

DUT: 062328

Communication System: GSM850; Frequency: 848.8 MHz; Duty Cycle: 1:4

Medium: MSL_850_100624 Medium parameters used: $f = 849$ MHz; $\sigma = 1.01$ mho/m; $\epsilon_r = 54.6$; $\rho = 1000$ kg/m³

Ambient Temperature : 22.5 °C ; Liquid Temperature : 21.6 °C

DASY4 Configuration:

- Probe: ET3DV6 - SN1787; ConvF(6.12, 6.12, 6.12); Calibrated: 2010/5/18
- Sensor-Surface: 4mm (Mechanical Surface Detection)
- Electronics: DAE3 Sn577; Calibrated: 2009/8/24
- Phantom: SAM-Right; Type: QD 000 P40 C; Serial: TP-1383
- Measurement SW: DASY4, V4.7 Build 80; Postprocessing SW: SEMCAD, V1.8 Build 186

Ch251/Area Scan (51x81x1): Measurement grid: dx=20mm, dy=20mm

Maximum value of SAR (interpolated) = 0.883 mW/g

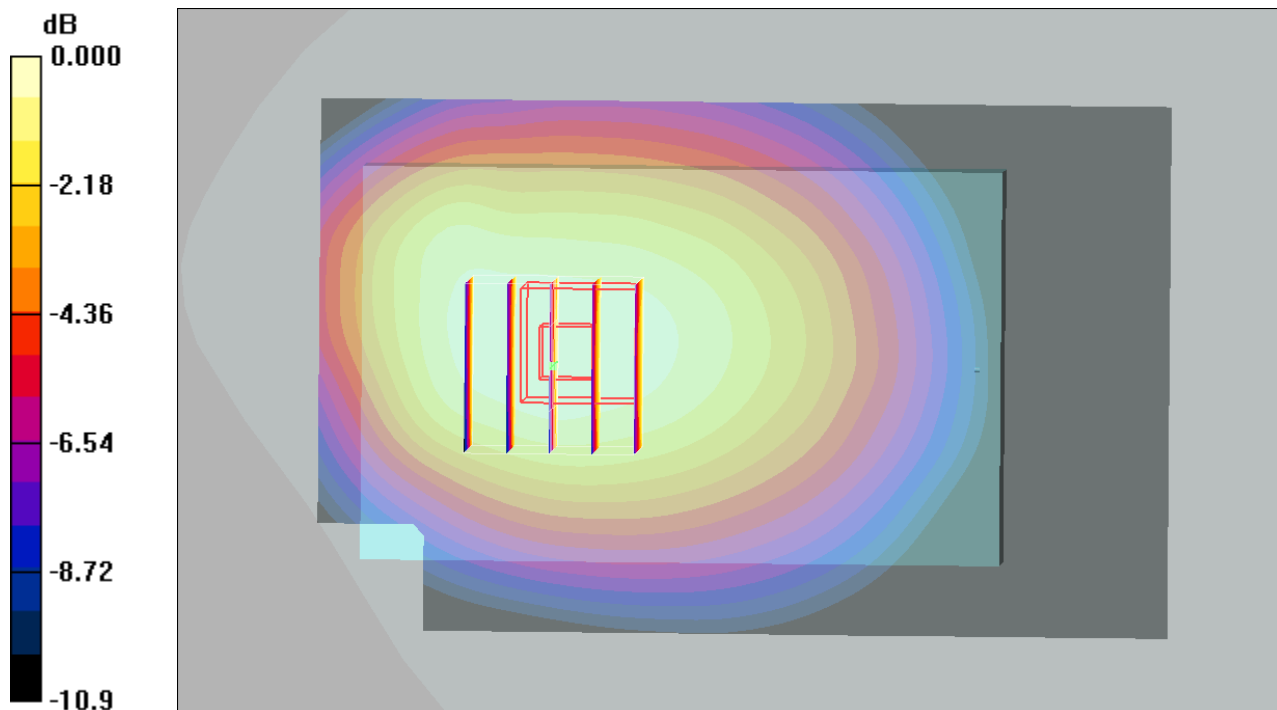
Ch251/Zoom Scan (5x5x7)/Cube 0: Measurement grid: dx=8mm, dy=8mm, dz=5mm

Reference Value = 10.7 V/m; Power Drift = -0.139 dB

Peak SAR (extrapolated) = 1.13 W/kg

SAR(1 g) = 0.853 mW/g; SAR(10 g) = 0.615 mW/g

Maximum value of SAR (measured) = 0.902 mW/g



0 dB = 0.902mW/g

#62 GSM850_GPRS10_Bottom_1.5cm_Ch251_Battery 1_Slide Left_2D

DUT: 10-2-1051

Communication System: GSM850; Frequency: 848.8 MHz; Duty Cycle: 1:4

Medium: MSL_850_100624 Medium parameters used: $f = 849$ MHz; $\sigma = 1.01$ mho/m; $\epsilon_r = 54.6$; $\rho = 1000$ kg/m³

Ambient Temperature : 22.5 °C ; Liquid Temperature : 21.6 °C

DASY4 Configuration:

- Probe: ET3DV6 - SN1787; ConvF(6.12, 6.12, 6.12); Calibrated: 2010/5/18
- Sensor-Surface: 4mm (Mechanical Surface Detection)
- Electronics: DAE3 Sn577; Calibrated: 2009/8/24
- Phantom: SAM-Right; Type: QD 000 P40 C; Serial: TP-1383
- Measurement SW: DASY4, V4.7 Build 80; Postprocessing SW: SEMCAD, V1.8 Build 186

Ch251/Area Scan (51x81x1): Measurement grid: dx=20mm, dy=20mm

Maximum value of SAR (interpolated) = 0.883 mW/g

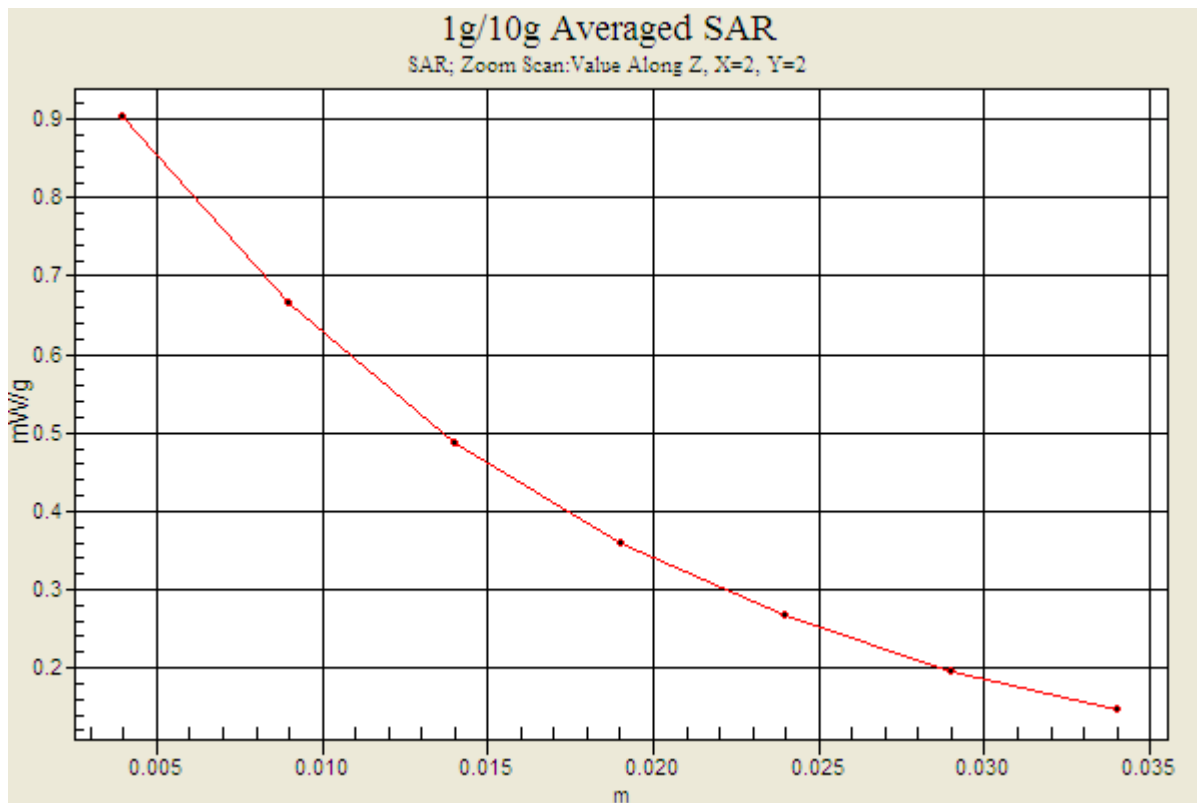
Ch251/Zoom Scan (5x5x7)/Cube 0: Measurement grid: dx=8mm, dy=8mm, dz=5mm

Reference Value = 10.7 V/m; Power Drift = -0.139 dB

Peak SAR (extrapolated) = 1.13 W/kg

SAR(1 g) = 0.853 mW/g; SAR(10 g) = 0.615 mW/g

Maximum value of SAR (measured) = 0.902 mW/g



#65 GSM1900_GPRS10_Face_1.5cm_Ch661_Battery 1_Slide Off

DUT: 062328

Communication System: PCS 1900; Frequency: 1880 MHz; Duty Cycle: 1:4

Medium: MSL_1900_100624 Medium parameters used: $f = 1880$ MHz; $\sigma = 1.53$ mho/m; $\epsilon_r = 51.7$; $\rho = 1000$ kg/m³

Ambient Temperature : 22.5 °C ; Liquid Temperature : 21.3 °C

DASY4 Configuration:

- Probe: ET3DV6 - SN1787; ConvF(4.47, 4.47, 4.47); Calibrated: 2010/5/18
- Sensor-Surface: 4mm (Mechanical Surface Detection)
- Electronics: DAE3 Sn577; Calibrated: 2009/8/24
- Phantom: SAM-Left; Type: QD 000 P40 C; Serial: TP-1477
- Measurement SW: DASY4, V4.7 Build 80; Postprocessing SW: SEMCAD, V1.8 Build 186

Ch661/Area Scan (41x81x1): Measurement grid: dx=20mm, dy=20mm

Maximum value of SAR (interpolated) = 0.373 mW/g

Ch661/Zoom Scan (5x5x7)/Cube 0: Measurement grid: dx=8mm, dy=8mm, dz=5mm

Reference Value = 10.3 V/m; Power Drift = -0.171 dB

Peak SAR (extrapolated) = 0.499 W/kg

SAR(1 g) = 0.351 mW/g; SAR(10 g) = 0.217 mW/g

Maximum value of SAR (measured) = 0.380 mW/g

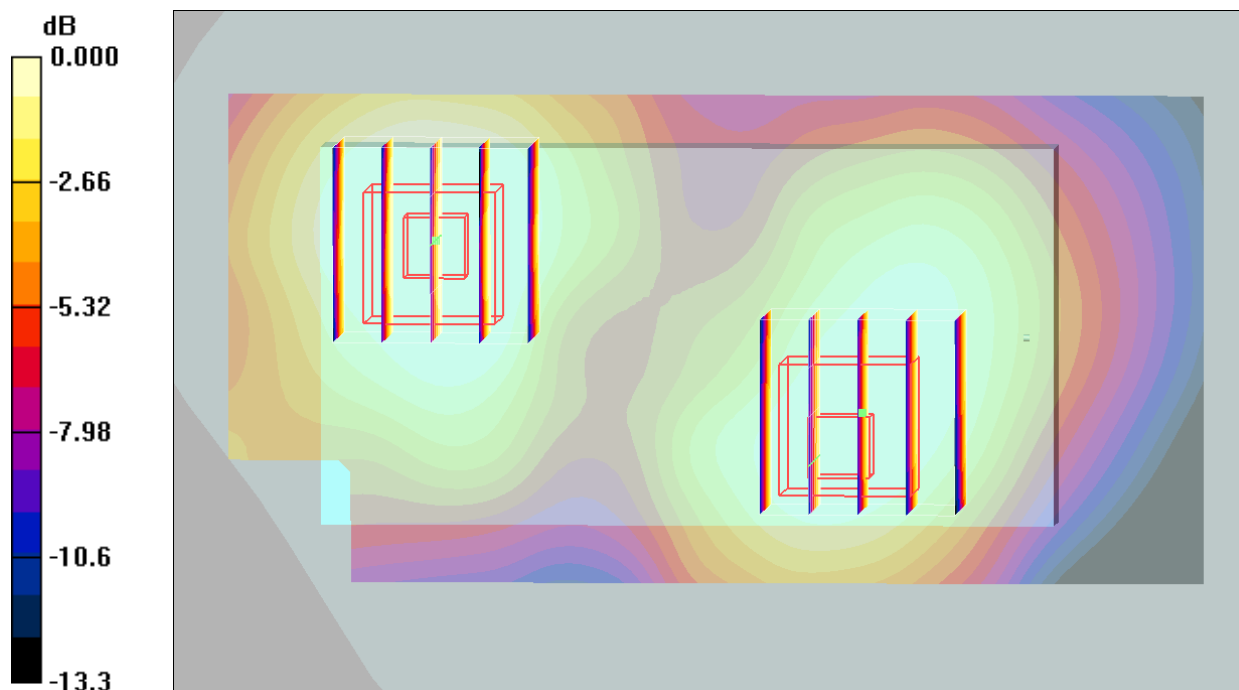
Ch661/Zoom Scan (5x5x7)/Cube 1: Measurement grid: dx=8mm, dy=8mm, dz=5mm

Reference Value = 10.3 V/m; Power Drift = -0.171 dB

Peak SAR (extrapolated) = 0.294 W/kg

SAR(1 g) = 0.223 mW/g; SAR(10 g) = 0.151 mW/g

Maximum value of SAR (measured) = 0.238 mW/g



0 dB = 0.238mW/g

#70 GSM1900_GPRS10_Bottom_1.5cm_Ch512_Battery 2_Slide Left

DUT: 062328

Communication System: PCS; Frequency: 1850.2 MHz; Duty Cycle: 1:4

Medium: MSL_1900_100624 Medium parameters used : $f = 1850.2$ MHz; $\sigma = 1.5$ mho/m; $\epsilon_r = 51.8$;

$\rho = 1000$ kg/m³

Ambient Temperature : 22.5 °C; Liquid Temperature : 21.3 °C

DASY4 Configuration:

- Probe: ET3DV6 - SN1787; ConvF(4.47, 4.47, 4.47); Calibrated: 2010/5/18
- Sensor-Surface: 4mm (Mechanical Surface Detection)
- Electronics: DAE3 Sn577; Calibrated: 2009/8/24
- Phantom: SAM-Left; Type: QD 000 P40 C; Serial: TP-1477
- Measurement SW: DASY4, V4.7 Build 80; Postprocessing SW: SEMCAD, V1.8 Build 186

Ch512/Area Scan (51x81x1): Measurement grid: dx=20mm, dy=20mm

Maximum value of SAR (interpolated) = 0.939 mW/g

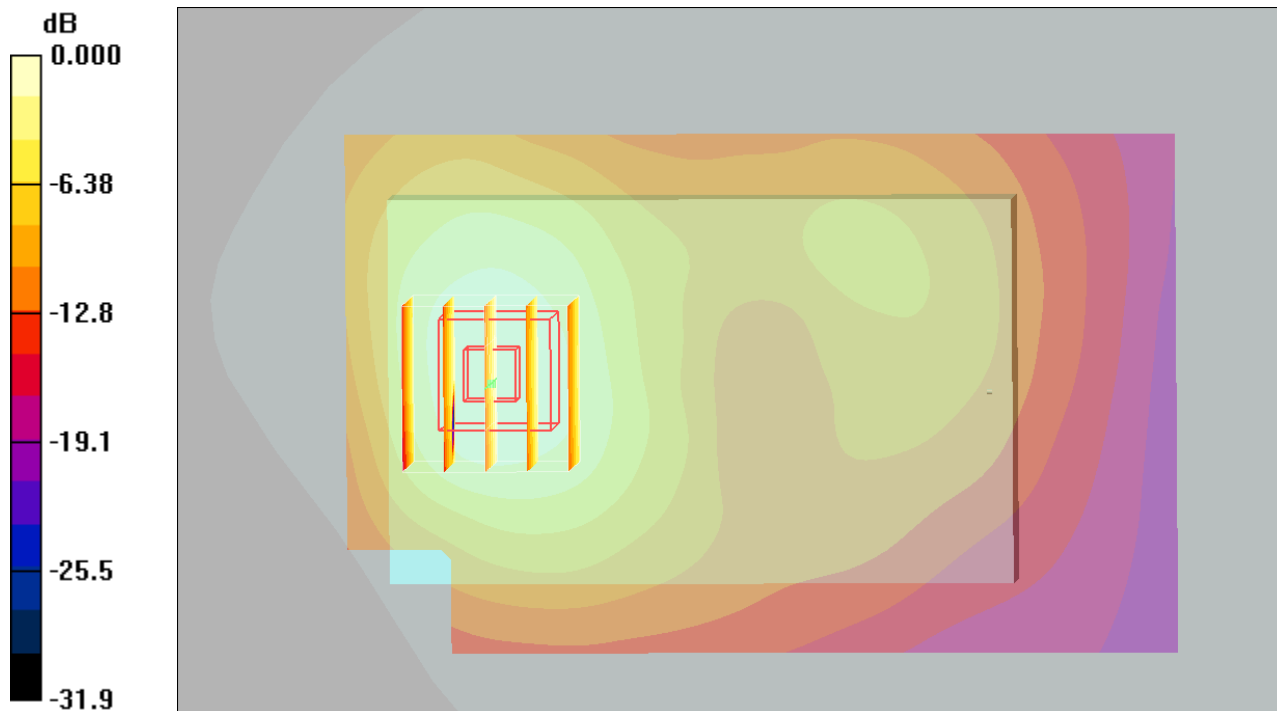
Ch512/Zoom Scan (5x5x7)/Cube 0: Measurement grid: dx=8mm, dy=8mm, dz=5mm

Reference Value = 7.47 V/m; Power Drift = -0.043 dB

Peak SAR (extrapolated) = 1.49 W/kg

SAR(1 g) = 0.816 mW/g; SAR(10 g) = 0.491 mW/g

Maximum value of SAR (measured) = 0.879 mW/g



0 dB = 0.879mW/g

#70 GSM1900_GPRS10_Bottom_1.5cm_Ch512_Battery 2_Slide Left_2D

DUT: 062328

Communication System: PCS; Frequency: 1850.2 MHz; Duty Cycle: 1:4

Medium: MSL_1900_100624 Medium parameters used (interpolated): $f = 1850.2$ MHz; $\sigma = 1.5$ mho/m; $\epsilon_r = 51.8$; $\rho = 1000$ kg/m³

Ambient Temperature : 22.5 °C ; Liquid Temperature : 21.3 °C

DASY4 Configuration:

- Probe: ET3DV6 - SN1787; ConvF(4.47, 4.47, 4.47); Calibrated: 2010/5/18
- Sensor-Surface: 4mm (Mechanical Surface Detection)
- Electronics: DAE3 Sn577; Calibrated: 2009/8/24
- Phantom: SAM-Left; Type: QD 000 P40 C; Serial: TP-1477
- Measurement SW: DASY4, V4.7 Build 80; Postprocessing SW: SEMCAD, V1.8 Build 186

Ch512/Area Scan (51x81x1): Measurement grid: dx=20mm, dy=20mm

Maximum value of SAR (interpolated) = 0.939 mW/g

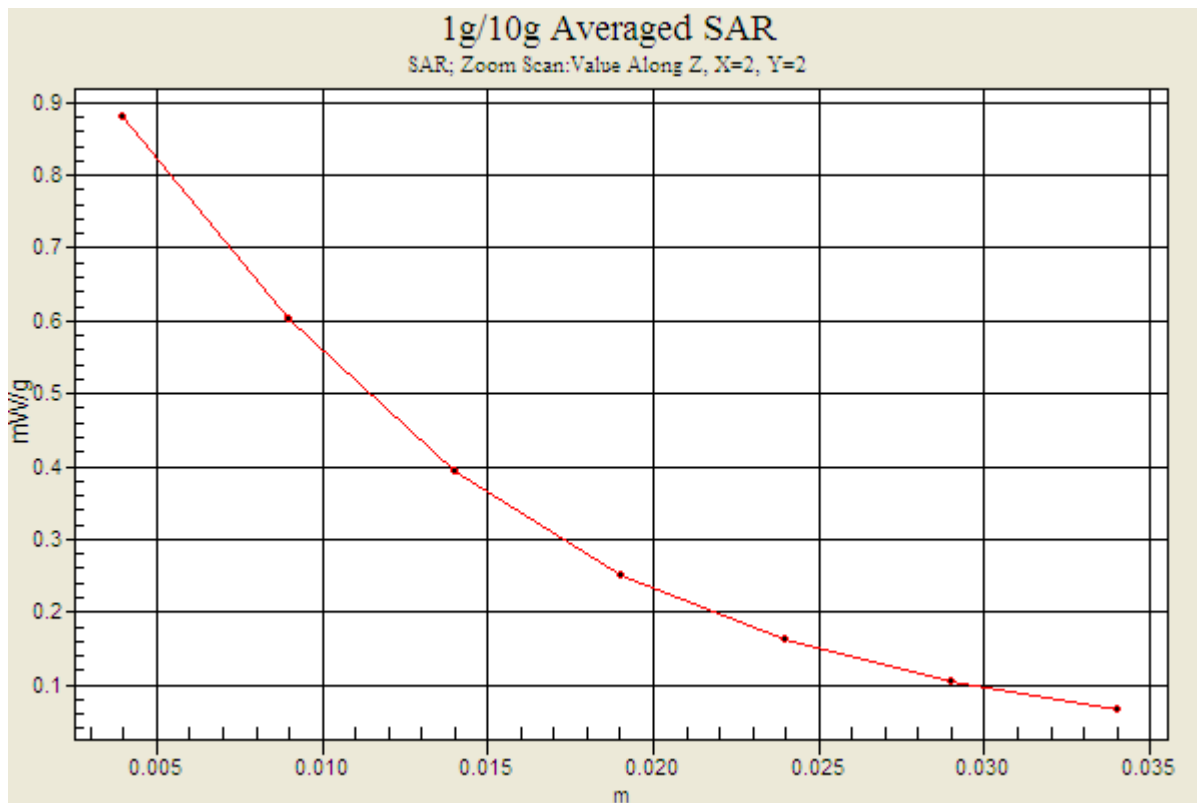
Ch512/Zoom Scan (5x5x7)/Cube 0: Measurement grid: dx=8mm, dy=8mm, dz=5mm

Reference Value = 7.47 V/m; Power Drift = -0.043 dB

Peak SAR (extrapolated) = 1.49 W/kg

SAR(1 g) = 0.816 mW/g; SAR(10 g) = 0.491 mW/g

Maximum value of SAR (measured) = 0.879 mW/g



#27 WCDMA V_RMC12.2K_Face_1.5cm_Ch4182_Battery 1_Slide Off

DUT: 062328

Communication System: WCDMA; Frequency: 836.4 MHz; Duty Cycle: 1:1

Medium: MSL_850_100622 Medium parameters used : $f = 836.4$ MHz; $\sigma = 0.964$ mho/m; $\epsilon_r = 54.5$; $\rho = 1000$ kg/m³

Ambient Temperature : 22.5 ; Liquid Temperature : 21.4

DASY5 Configuration:

- Probe: ET3DV6 - SN1788; ConvF(6.08, 6.08, 6.08); Calibrated: 2009/9/23
- Sensor-Surface: 4mm (Mechanical Surface Detection)
- Electronics: DAE4 Sn778; Calibrated: 2009/9/18
- Phantom: SAM-Back; Type: QD 000 P40 C; Serial: TP-1383
- Measurement SW: DASY5, V5.0 Build 125; SEMCAD X Version 13.4 Build 125

Ch4182/Area Scan (41x81x1): Measurement grid: dx=20mm, dy=20mm

Maximum value of SAR (interpolated) = 0.205 mW/g

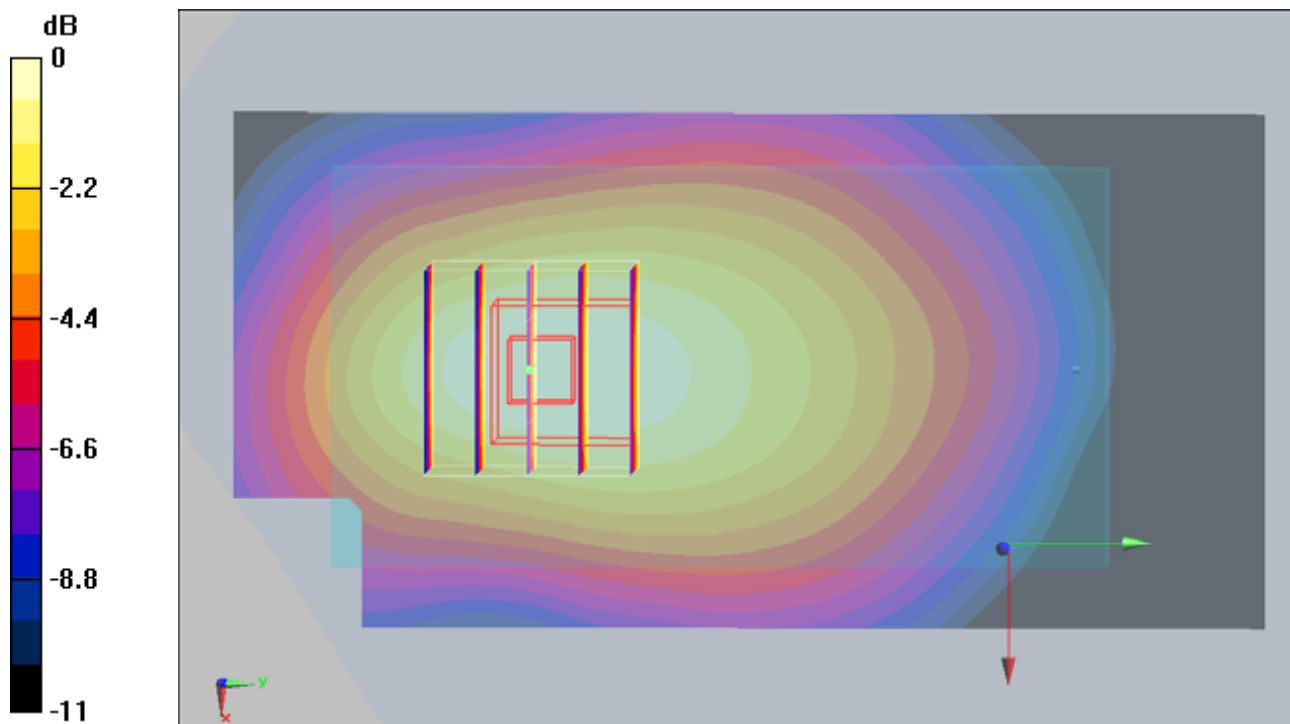
Ch4182/Zoom Scan (5x5x7)/Cube 0: Measurement grid: dx=8mm, dy=8mm, dz=5mm

Reference Value = 5.77 V/m; Power Drift = -0.138 dB

Peak SAR (extrapolated) = 0.240 W/kg

SAR(1 g) = 0.185 mW/g; SAR(10 g) = 0.131 mW/g

Maximum value of SAR (measured) = 0.197 mW/g



0 dB = 0.197mW/g

#30 WCDMA V_RMC12.2K_Bottom_1.5cm_Ch4132_Battery 1_Slide Off

DUT: 062328

Communication System: WCDMA; Frequency: 826.4 MHz; Duty Cycle: 1:1

Medium: MSL_850_100622 Medium parameters used : $f = 826.4$ MHz; $\sigma = 0.955$ mho/m; $\epsilon_r = 54.6$; $\rho = 1000$ kg/m³

Ambient Temperature : 22.5 ; Liquid Temperature : 21.4

DASY5 Configuration:

- Probe: ET3DV6 - SN1788; ConvF(6.08, 6.08, 6.08); Calibrated: 2009/9/23

- Sensor-Surface: 4mm (Mechanical Surface Detection)

- Electronics: DAE4 Sn778; Calibrated: 2009/9/18

- Phantom: SAM-Back; Type: QD 000 P40 C; Serial: TP-1383

- Measurement SW: DASY5, V5.0 Build 125; SEMCAD X Version 13.4 Build 125

Ch4132/Area Scan (41x81x1): Measurement grid: dx=20mm, dy=20mm

Maximum value of SAR (interpolated) = 0.495 mW/g

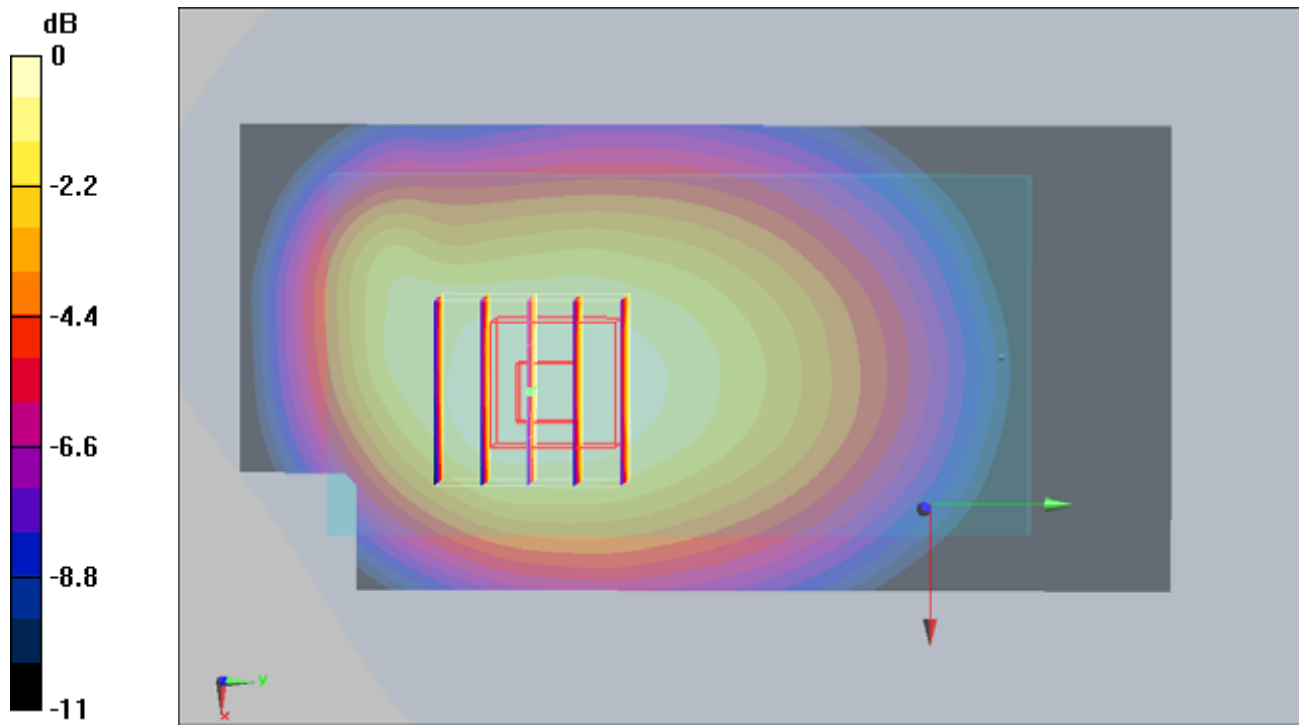
Ch4132/Zoom Scan (5x5x7)/Cube 0: Measurement grid: dx=8mm, dy=8mm, dz=5mm

Reference Value = 7.96 V/m; Power Drift = -0.068 dB

Peak SAR (extrapolated) = 0.608 W/kg

SAR(1 g) = 0.459 mW/g; SAR(10 g) = 0.327 mW/g

Maximum value of SAR (measured) = 0.488 mW/g



0 dB = 0.488mW/g

#30 WCDMA V_RMC12.2K_Bottom_1.5cm_Ch4132_Battery 1_Slide Off_2D

DUT: 062328

Communication System: WCDMA; Frequency: 826.4 MHz; Duty Cycle: 1:1

Medium: MSL_850 Medium parameters used : $f = 826.4$ MHz; $\sigma = 0.955$ mho/m; $\epsilon_r = 54.6$; $\rho = 1000$ kg/m³

Ambient Temperature : 22.5 ; Liquid Temperature : 21.4

DASY5 Configuration:

- Probe: ET3DV6 - SN1788; ConvF(6.08, 6.08, 6.08); Calibrated: 2009/9/23
- Sensor-Surface: 4mm (Mechanical Surface Detection)
- Electronics: DAE4 Sn778; Calibrated: 2009/9/18
- Phantom: SAM-Back; Type: QD 000 P40 C; Serial: TP-1383
- Measurement SW: DASY5, V5.0 Build 125; SEMCAD X Version 13.4 Build 125

Ch4132/Area Scan (41x81x1): Measurement grid: dx=20mm, dy=20mm

Maximum value of SAR (interpolated) = 0.495 mW/g

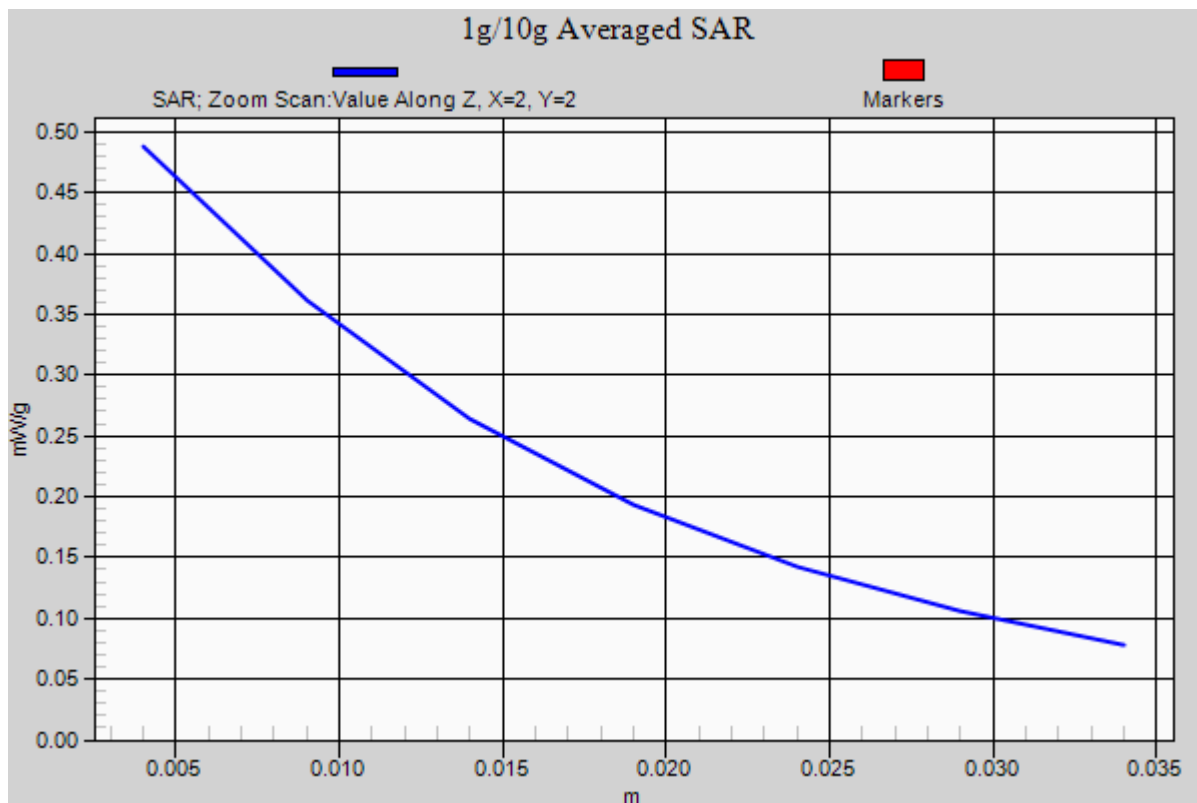
Ch4132/Zoom Scan (5x5x7)/Cube 0: Measurement grid: dx=8mm, dy=8mm, dz=5mm

Reference Value = 7.96 V/m; Power Drift = -0.068 dB

Peak SAR (extrapolated) = 0.608 W/kg

SAR(1 g) = 0.459 mW/g; SAR(10 g) = 0.327 mW/g

Maximum value of SAR (measured) = 0.488 mW/g



#51 WCDMA II_RMC12.2K_Face_1.5cm_Ch9400_Battery 1_Slide Off

DUT: 062328

Communication System: WCDMA; Frequency: 1880 MHz; Duty Cycle: 1:1

Medium: MSL_1900_100622 Medium parameters used: $f = 1880$ MHz; $\sigma = 1.53$ mho/m; $\epsilon_r = 51.7$; $\rho = 1000$

kg/m³

Ambient Temperature : 22.5 ; Liquid Temperature : 21.4

DASY5 Configuration:

- Probe: ET3DV6 - SN1788; ConvF(4.52, 4.52, 4.52); Calibrated: 2009/9/23
- Sensor-Surface: 4mm (Mechanical Surface Detection)
- Electronics: DAE4 Sn778; Calibrated: 2009/9/18
- Phantom: SAM - Front; Type: SAM; Serial: TP-1446
- Measurement SW: DASY5, V5.0 Build 125; SEMCAD X Version 13.4 Build 125

Ch9400/Area Scan (41x81x1): Measurement grid: dx=20mm, dy=20mm

Maximum value of SAR (interpolated) = 0.359 mW/g

Ch9400/Zoom Scan (5x5x7)/Cube 0: Measurement grid: dx=8mm, dy=8mm, dz=5mm

Reference Value = 10.4 V/m; Power Drift = -0.065 dB

Peak SAR (extrapolated) = 0.433 W/kg

SAR(1 g) = 0.324 mW/g; SAR(10 g) = 0.206 mW/g

Maximum value of SAR (measured) = 0.350 mW/g

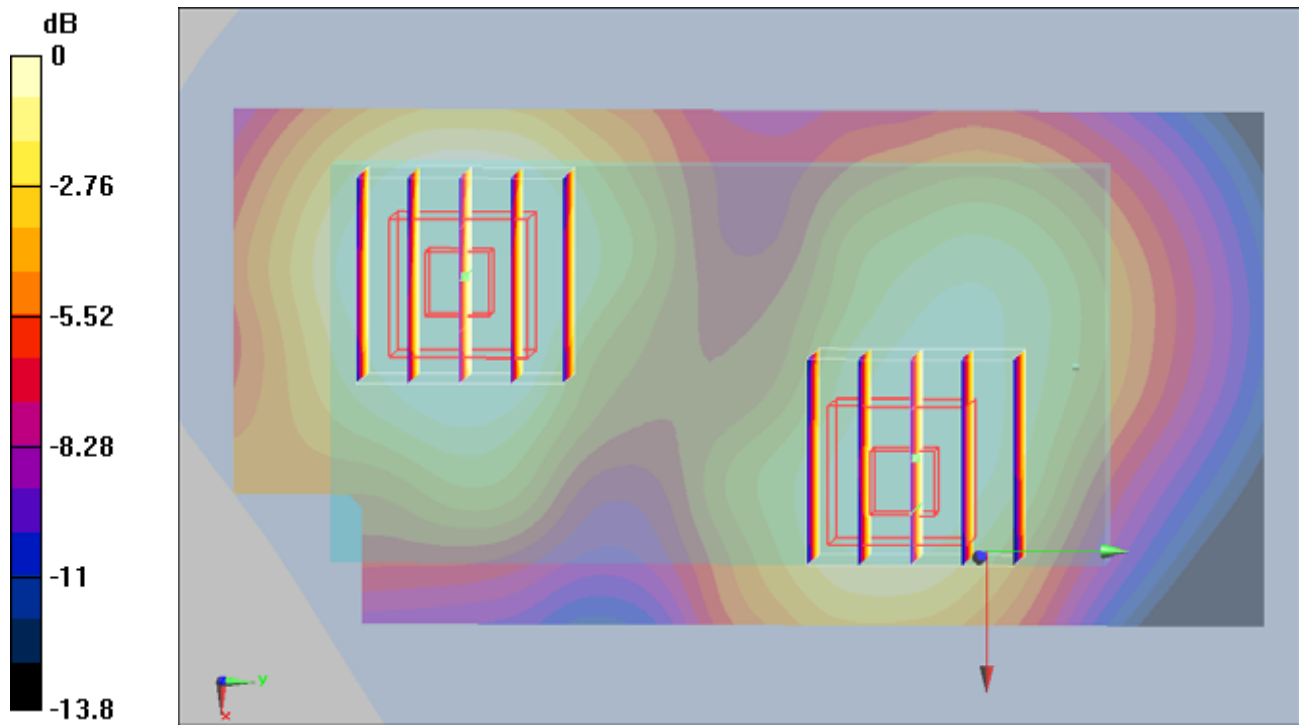
Ch9400/Zoom Scan (5x5x7)/Cube 1: Measurement grid: dx=8mm, dy=8mm, dz=5mm

Reference Value = 10.4 V/m; Power Drift = -0.065 dB

Peak SAR (extrapolated) = 0.286 W/kg

SAR(1 g) = 0.220 mW/g; SAR(10 g) = 0.148 mW/g

Maximum value of SAR (measured) = 0.232 mW/g



0 dB = 0.232mW/g

#55 WCDMA II_RMC12.2K_Bottom_1.5cm_Ch9538_Battery 2_Slide Off

DUT: 062328

Communication System: WCDMA; Frequency: 1907.6 MHz; Duty Cycle: 1:1

Medium: MSL_1900_100622 Medium parameters used: $f = 1908$ MHz; $\sigma = 1.55$ mho/m; $\epsilon_r = 51.6$; $\rho = 1000$

kg/m³

Ambient Temperature : 22.5 ; Liquid Temperature : 21.3

DASY5 Configuration:

- Probe: ET3DV6 - SN1788; ConvF(4.52, 4.52, 4.52); Calibrated: 2009/9/23

- Sensor-Surface: 4mm (Mechanical Surface Detection)

- Electronics: DAE4 Sn778; Calibrated: 2009/9/18

- Phantom: SAM - Front; Type: SAM; Serial: TP-1446

- Measurement SW: DASY5, V5.0 Build 125; SEMCAD X Version 13.4 Build 125

Ch9538/Area Scan (41x81x1): Measurement grid: dx=20mm, dy=20mm

Maximum value of SAR (interpolated) = 0.728 mW/g

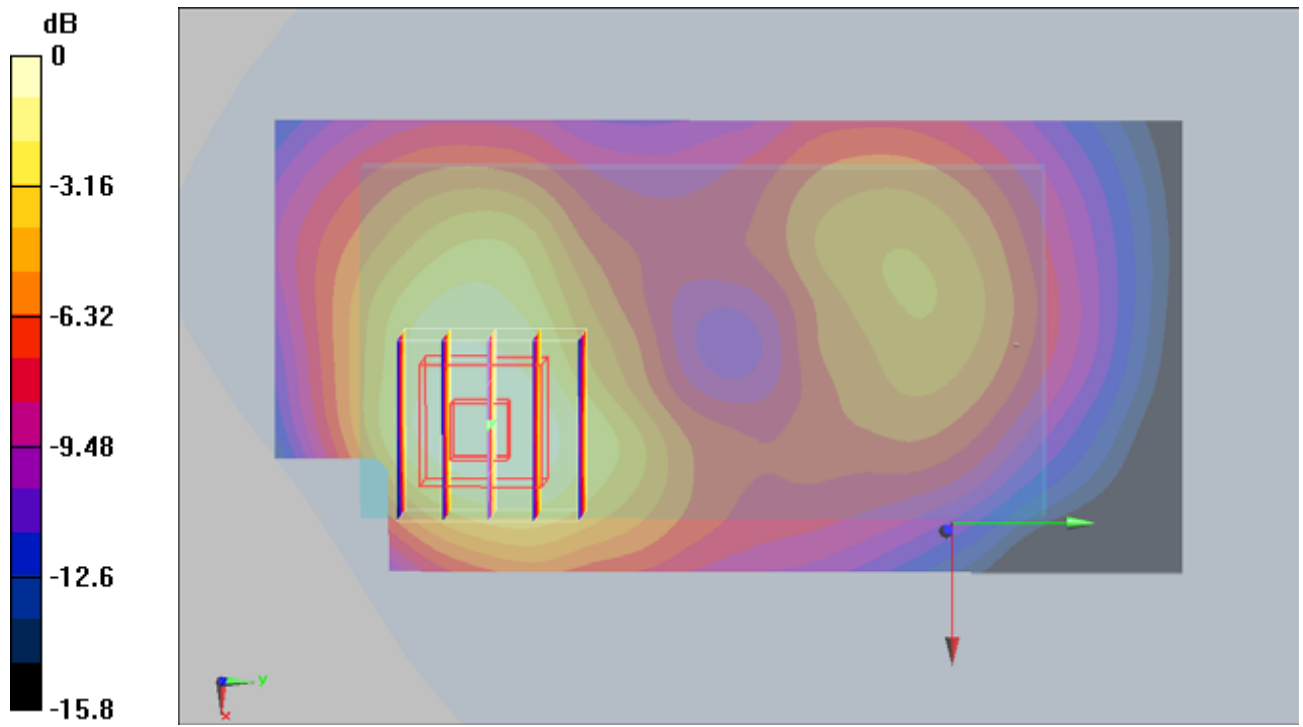
Ch9538/Zoom Scan (5x5x7)/Cube 0: Measurement grid: dx=8mm, dy=8mm, dz=5mm

Reference Value = 11.2 V/m; Power Drift = -0.118 dB

Peak SAR (extrapolated) = 0.844 W/kg

SAR(1 g) = 0.609 mW/g; SAR(10 g) = 0.378 mW/g

Maximum value of SAR (measured) = 0.654 mW/g



0 dB = 0.654mW/g

#55 WCDMA II_RMC12.2K_Bottom_1.5cm_Ch9538_Battery 2_Slide Off_2D

DUT: 062328

Communication System: WCDMA; Frequency: 1907.6 MHz; Duty Cycle: 1:1

Medium: MSL_1900_100622 Medium parameters used: $f = 1908$ MHz; $\sigma = 1.55$ mho/m; $\epsilon_r = 51.6$; $\rho = 1000$ kg/m³

Ambient Temperature : 22.4 ; Liquid Temperature : 21.4

DASY5 Configuration:

- Probe: ET3DV6 - SN1788; ConvF(4.52, 4.52, 4.52); Calibrated: 2009/9/23
- Sensor-Surface: 4mm (Mechanical Surface Detection)
- Electronics: DAE4 Sn778; Calibrated: 2009/9/18
- Phantom: SAM - Front; Type: SAM; Serial: TP-1446
- Measurement SW: DASY5, V5.0 Build 125; SEMCAD X Version 13.4 Build 125

Ch9538/Area Scan (41x81x1): Measurement grid: dx=20mm, dy=20mm

Maximum value of SAR (interpolated) = 0.728 mW/g

Ch9538/Zoom Scan (5x5x7)/Cube 0: Measurement grid: dx=8mm, dy=8mm, dz=5mm

Reference Value = 11.2 V/m; Power Drift = -0.118 dB

Peak SAR (extrapolated) = 0.844 W/kg

SAR(1 g) = 0.609 mW/g; SAR(10 g) = 0.378 mW/g

Maximum value of SAR (measured) = 0.654 mW/g

