

#01 T-Coil_CDMA2000 BC0_RC1+SO3_Ch384_Sample1_Battery 1_Axial (Z)

DUT: 090747

Communication System: CDMA ; Frequency: 836.52 MHz;Duty Cycle: 1:1

Medium: Air Medium parameters used: $\sigma = 0$ mho/m, $\epsilon_r = 1$; $\rho = 1$ kg/m³

Ambient Temperature : 22.4 °C

DASY4 Configuration:


- Probe: AM1DV2 - 1038; ; Calibrated: 2010/1/21
- Sensor-Surface: 0mm (Fix Surface)
- Electronics: DAE4 Sn905; Calibrated: 2010/6/22
- Phantom: HAC Test Arch with AMCC; Type: SD HAC P01 BA;
- Measurement SW: DASY4, V4.7 Build 80; Postprocessing SW: SEMCAD, V1.8 Build 186

Scans/z (axial) fine 2mm 8 x 8/ABM SNR(x,y,z) (5x5x1):

ABM1/ABM2 = 35.0 dB

ABM1 comp = 2.51 dB A/m

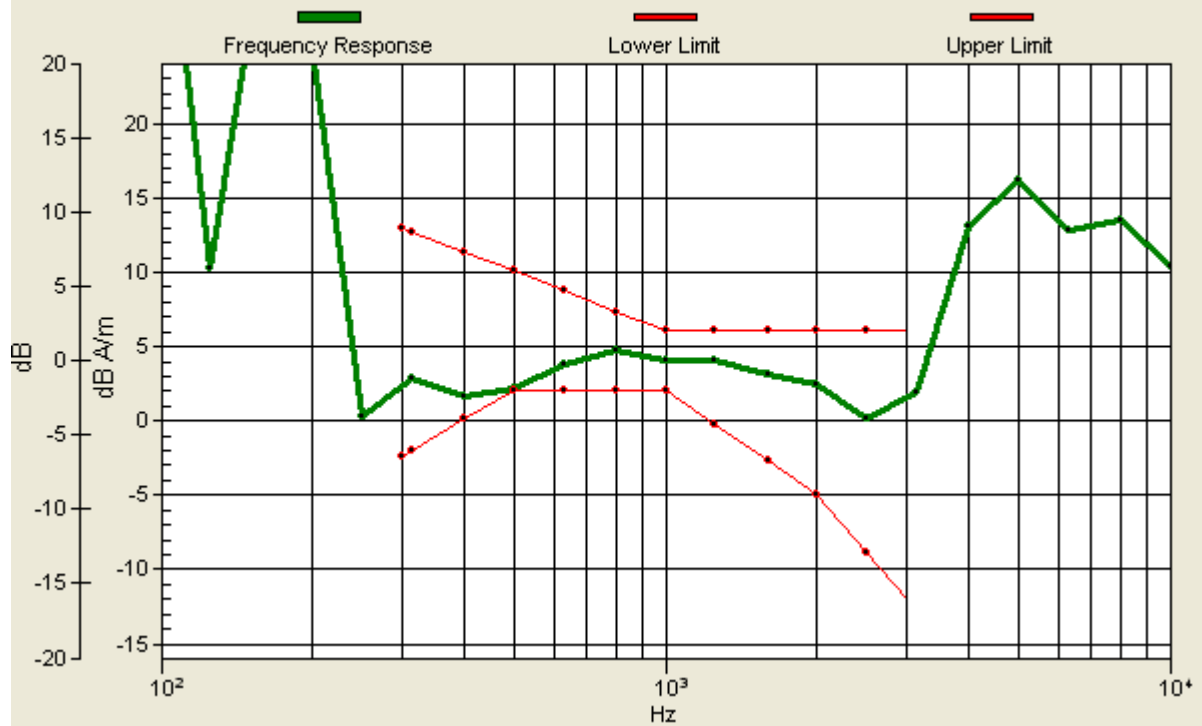
Location: 0.2, -2, 3.7 mm



0 dB = 1.00A/m

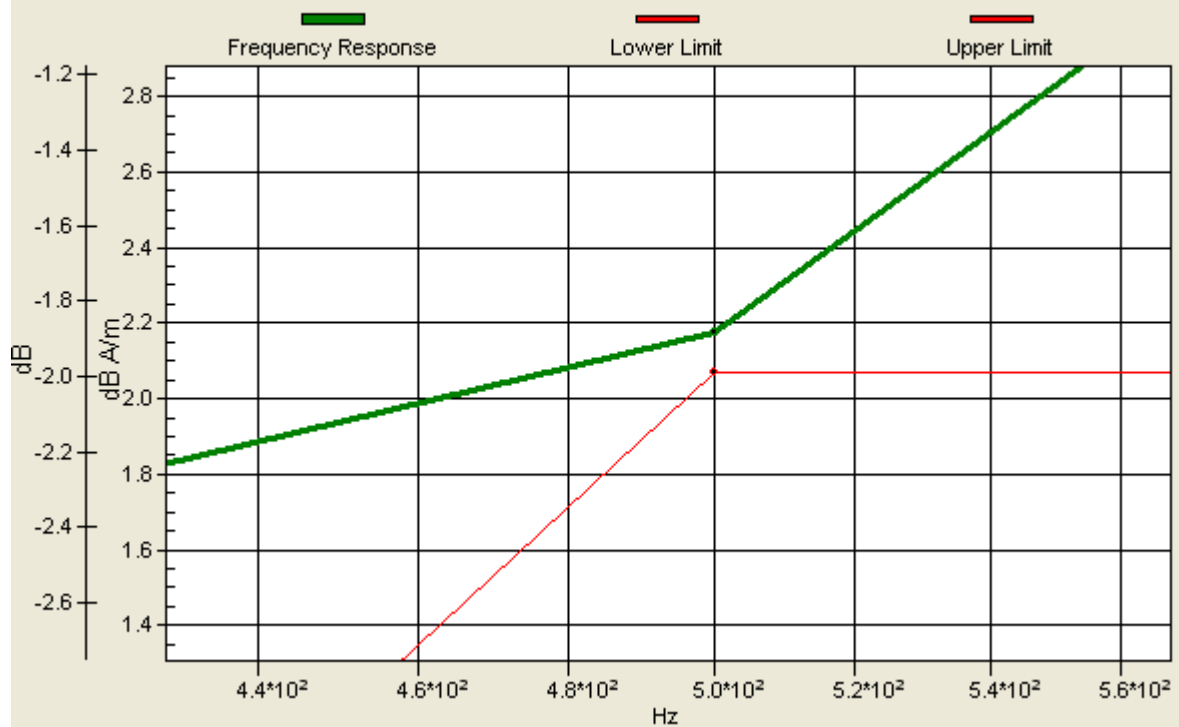
Scans/z (axial) wideband at best S/N/ABM Freq Resp(x,y,z,f)

Loc: 0.2, -2, 3.7 mm Diff: 0.11dB



Scans/z (axial) wideband at best S/N/ABM Freq Resp(x,y,z,f)

Loc: 0.2, -2, 3.7 mm Diff: 0.11dB



#01 T-Coil_CDMA2000 BC0_RC1+SO3_Ch384_Sample1_Battery 1_Radial 1 (X)

DUT: 090747

Communication System: CDMA ; Frequency: 836.52 MHz;Duty Cycle: 1:1

Medium: Air Medium parameters used: $\sigma = 0$ mho/m, $\epsilon_r = 1$; $\rho = 1$ kg/m³

Ambient Temperature : 22.4 °C

DASY4 Configuration:

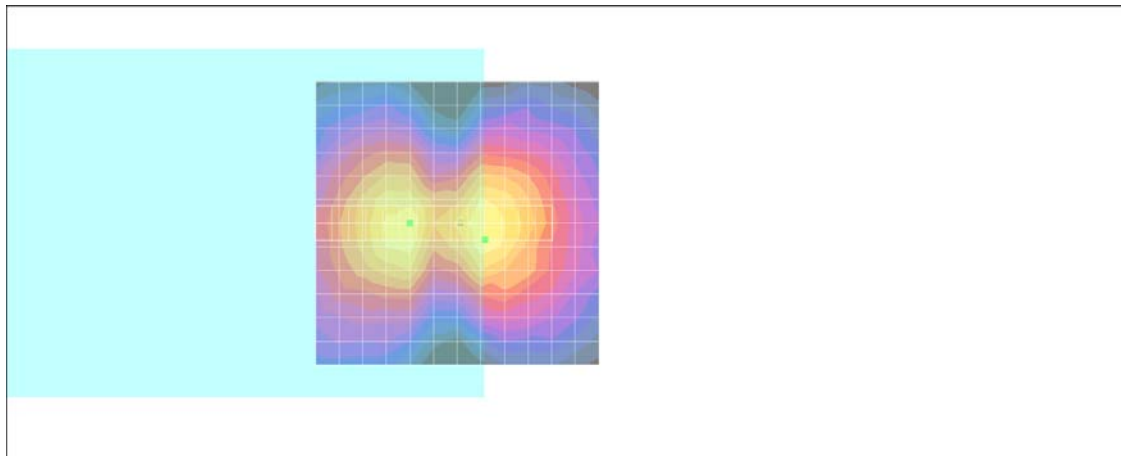
- Probe: AM1DV2 - 1038; ; Calibrated: 2010/1/21
- Sensor-Surface: 0mm (Fix Surface)
- Electronics: DAE4 Sn905; Calibrated: 2010/6/22
- Phantom: HAC Test Arch with AMCC; Type: SD HAC P01 BA;
- Measurement SW: DASY4, V4.7 Build 80; Postprocessing SW: SEMCAD, V1.8 Build 186

Scans/x (longitudinal) fine 3mm 42 x 6/ABM SNR(x,y,z) (15x3x1):

ABM1/ABM2 = 32.6 dB

ABM1 comp = -4.55 dB A/m

Location: -4.8, 3, 3.7 mm



0 dB = 1.00A/m

#01 T-Coil_CDMA2000 BC0_RC1+SO3_Ch384_Sample1_Battery 1_Radial 2 (Y)

DUT: 090747

Communication System: CDMA ; Frequency: 836.52 MHz;Duty Cycle: 1:1

Medium: Air Medium parameters used: $\sigma = 0$ mho/m, $\epsilon_r = 1$; $\rho = 1$ kg/m³

Ambient Temperature : 22.4 °C

DASY4 Configuration:

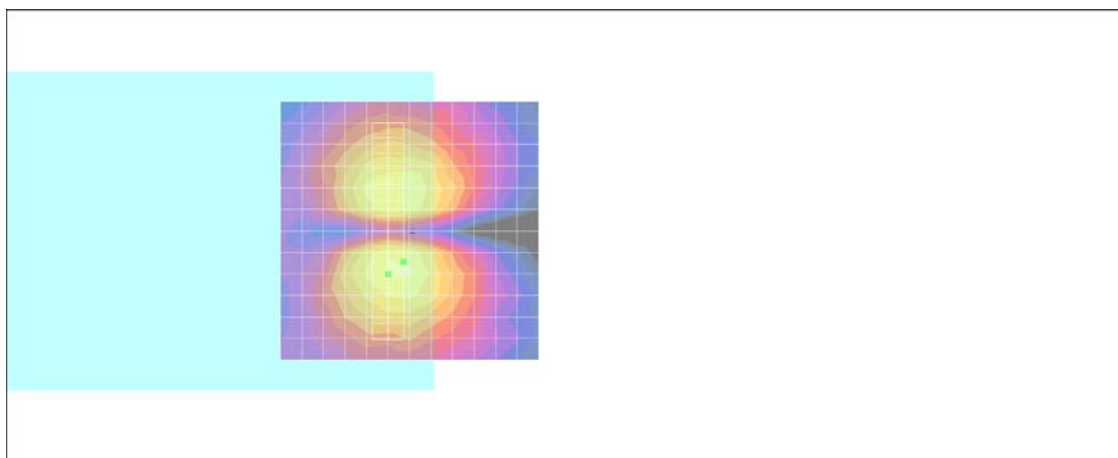
- Probe: AM1DV2 - 1038; ; Calibrated: 2010/1/21
- Sensor-Surface: 0mm (Fix Surface)
- Electronics: DAE4 Sn905; Calibrated: 2010/6/22
- Phantom: HAC Test Arch with AMCC; Type: SD HAC P01 BA;
- Measurement SW: DASY4, V4.7 Build 80; Postprocessing SW: SEMCAD, V1.8 Build 186

Scans/y (transversal) fine 3mm 6 x 42/ABM SNR(x,y,z) (3x15x1):

ABM1/ABM2 = 35.7 dB

ABM1 comp = -4.11 dB A/m

Location: 1.2, 6, 3.7 mm



0 dB = 1.00A/m

#02 T-Coil_CDMA2000 BC0_RC1+SO3_Ch1013_Sample1_Battery 1_Axial (Z)

DUT: 090747

Communication System: CDMA ; Frequency: 824.7 MHz;Duty Cycle: 1:1

Medium: Air Medium parameters used: $\sigma = 0$ mho/m, $\epsilon_r = 1$; $\rho = 1$ kg/m³

Ambient Temperature : 22.4 °C

DASY4 Configuration:

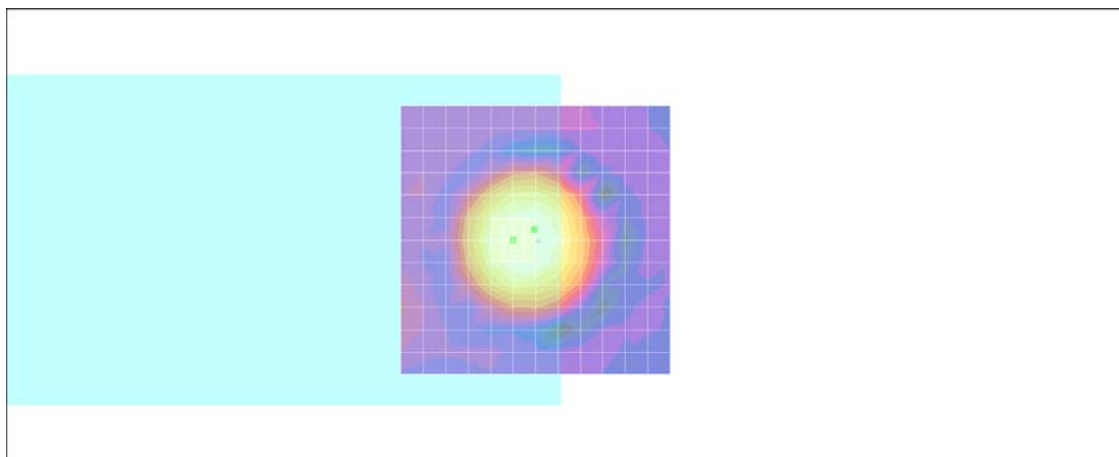
- Probe: AM1DV2 - 1038; ; Calibrated: 2010/1/21
- Sensor-Surface: 0mm (Fix Surface)
- Electronics: DAE4 Sn905; Calibrated: 2010/6/22
- Phantom: HAC Test Arch with AMCC; Type: SD HAC P01 BA;
- Measurement SW: DASY4, V4.7 Build 80; Postprocessing SW: SEMCAD, V1.8 Build 186

Scans/z (axial) fine 2mm 8 x 8/ABM SNR(x,y,z) (5x5x1):

ABM1/ABM2 = 34.9 dB

ABM1 comp = 2.36 dB A/m

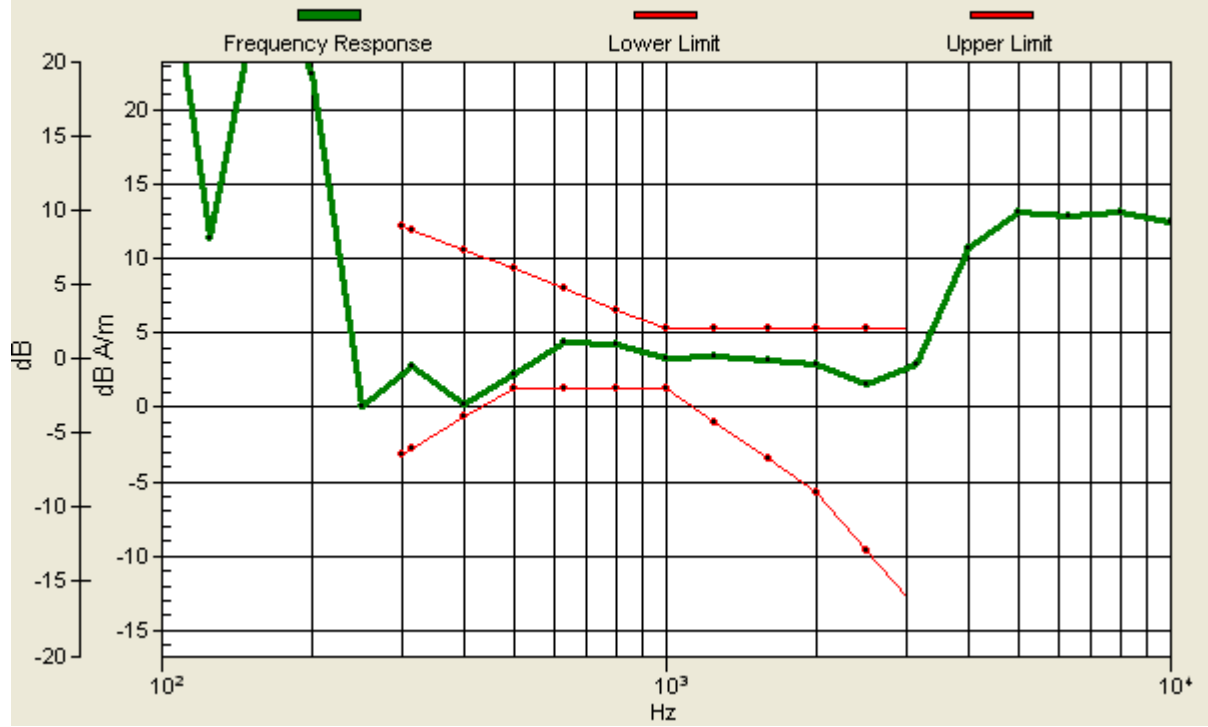
Location: 0.2, -2, 3.7 mm



0 dB = 1.00A/m

Scans/z (axial) wideband at best S/N/ABM Freq Resp(x,y,z,f)

Loc: 0.2, -2, 3.7 mm Diff: 0.89dB



#02 T-Coil_CDMA2000 BC0_RC1+SO3_Ch1013_Sample1_Battery 1_Radial 1 (X)

DUT: 090747

Communication System: CDMA ; Frequency: 824.7 MHz;Duty Cycle: 1:1

Medium: Air Medium parameters used: $\sigma = 0$ mho/m, $\epsilon_r = 1$; $\rho = 1$ kg/m³

Ambient Temperature : 22.5 °C

DASY4 Configuration:

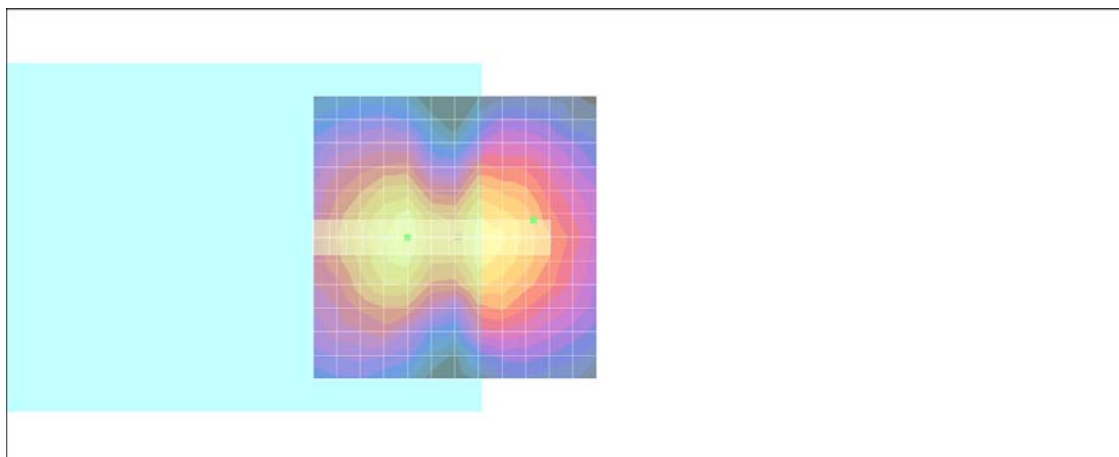
- Probe: AM1DV2 - 1038; ; Calibrated: 2010/1/21
- Sensor-Surface: 0mm (Fix Surface)
- Electronics: DAE4 Sn905; Calibrated: 2010/6/22
- Phantom: HAC Test Arch with AMCC; Type: SD HAC P01 BA;
- Measurement SW: DASY4, V4.7 Build 80; Postprocessing SW: SEMCAD, V1.8 Build 186

Scans/x (longitudinal) fine 3mm 42 x 6/ABM SNR(x,y,z) (15x3x1):

ABM1/ABM2 = 32.0 dB

ABM1 comp = -13.4 dB A/m

Location: -13.8, -3, 3.7 mm



0 dB = 1.00A/m

#02 T-Coil_CDMA2000 BC0_RC1+SO3_Ch1013_Sample1_Battery 1_Radial 2 (Y)

DUT: 090747

Communication System: CDMA ; Frequency: 824.7 MHz;Duty Cycle: 1:1

Medium: Air Medium parameters used: $\sigma = 0$ mho/m, $\epsilon_r = 1$; $\rho = 1$ kg/m³

Ambient Temperature : 22.5 °C

DASY4 Configuration:

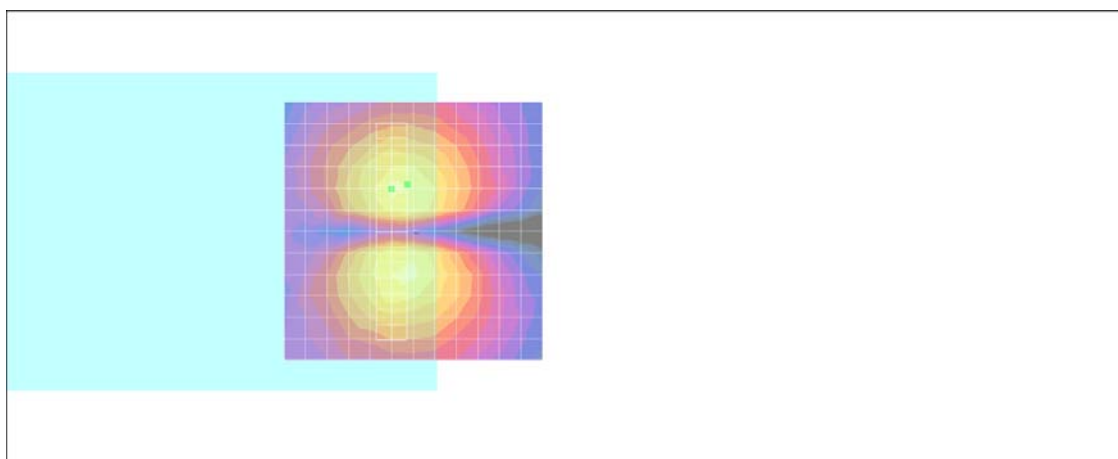
- Probe: AM1DV2 - 1038; ; Calibrated: 2010/1/21
- Sensor-Surface: 0mm (Fix Surface)
- Electronics: DAE4 Sn905; Calibrated: 2010/6/22
- Phantom: HAC Test Arch with AMCC; Type: SD HAC P01 BA;
- Measurement SW: DASY4, V4.7 Build 80; Postprocessing SW: SEMCAD, V1.8 Build 186

Scans/y (transversal) fine 3mm 6 x 42/ABM SNR(x,y,z) (3x15x1):

ABM1/ABM2 = 35.3 dB

ABM1 comp = -4.73 dB A/m

Location: 1.2, -9, 3.7 mm



0 dB = 1.00A/m

#03 T-Coil_CDMA2000 BC0_RC1+SO3_Ch777_Sample1_Battery 1_Axial (Z)

DUT: 090747

Communication System: CDMA ; Frequency: 848.31 MHz;Duty Cycle: 1:1

Medium: Air Medium parameters used: $\sigma = 0$ mho/m, $\epsilon_r = 1$; $\rho = 1$ kg/m³

Ambient Temperature : 22.4 °C

DASY4 Configuration:


- Probe: AM1DV2 - 1038; ; Calibrated: 2010/1/21
- Sensor-Surface: 0mm (Fix Surface)
- Electronics: DAE4 Sn905; Calibrated: 2010/6/22
- Phantom: HAC Test Arch with AMCC; Type: SD HAC P01 BA;
- Measurement SW: DASY4, V4.7 Build 80; Postprocessing SW: SEMCAD, V1.8 Build 186

Scans/z (axial) fine 2mm 8 x 8/ABM SNR(x,y,z) (5x5x1):

ABM1/ABM2 = 35.3 dB

ABM1 comp = 0.915 dB A/m

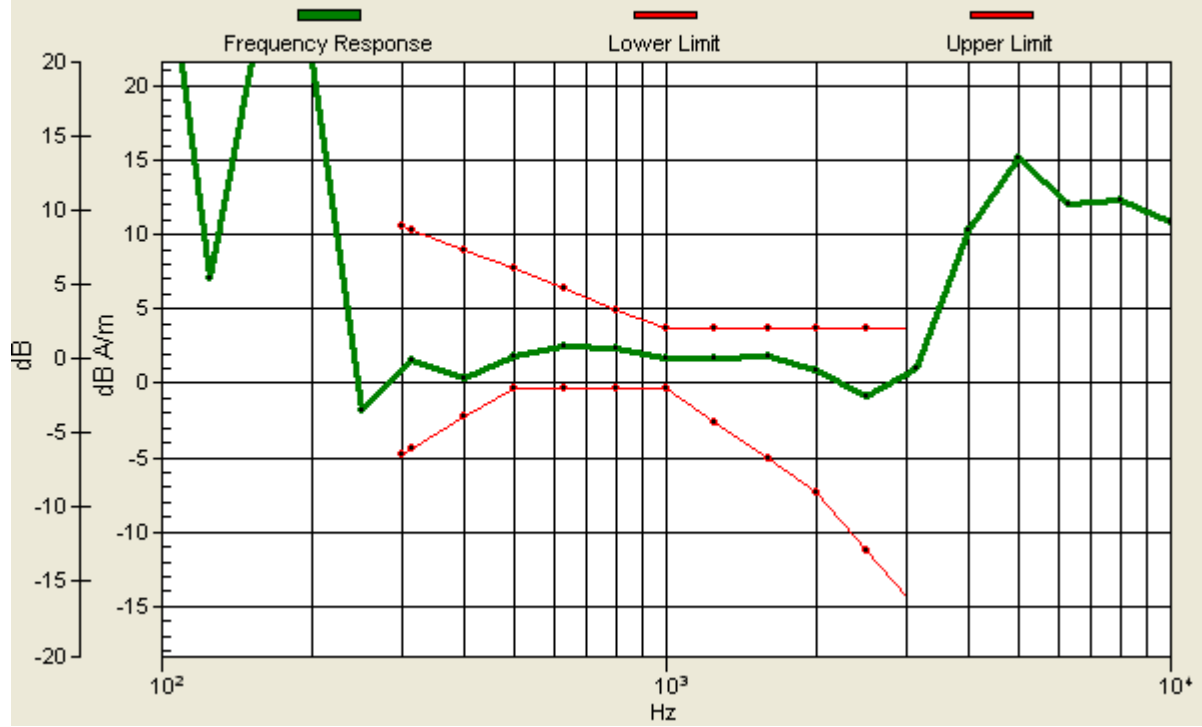
Location: -2, 0, 3.7 mm



0 dB = 1.00A/m

Scans/z (axial) wideband at best S/N/ABM Freq Resp(x,y,z,f)

Loc: -2, 0, 3.7 mm Diff: 1.91dB



#03 T-Coil_CDMA2000 BC0_RC1+SO3_Ch777_Sample1_Battery 1_Radial 1 (X)

DUT: 090747

Communication System: CDMA ; Frequency: 848.31 MHz;Duty Cycle: 1:1

Medium: Air Medium parameters used: $\sigma = 0$ mho/m, $\epsilon_r = 1$; $\rho = 1$ kg/m³

Ambient Temperature : 22.4 °C

DASY4 Configuration:

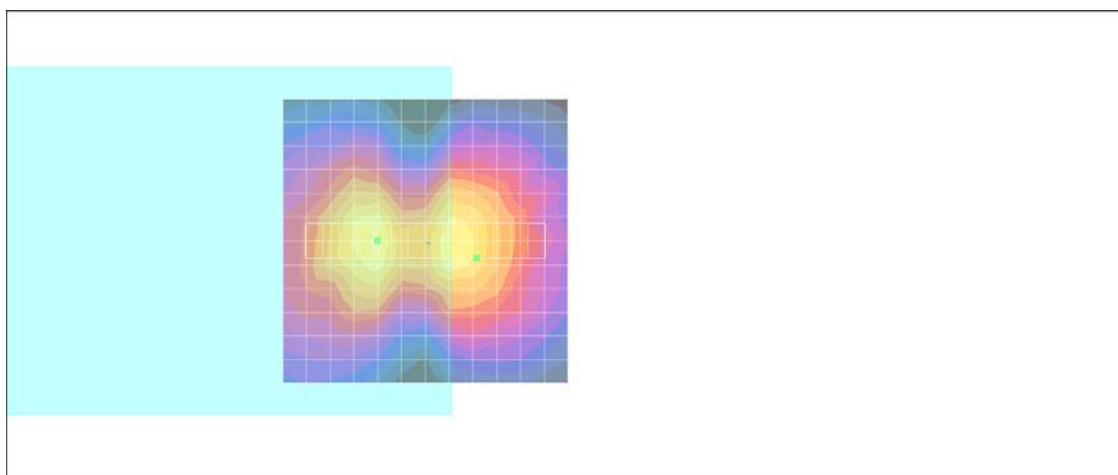
- Probe: AM1DV2 - 1038; ; Calibrated: 2010/1/21
- Sensor-Surface: 0mm (Fix Surface)
- Electronics: DAE4 Sn905; Calibrated: 2010/6/22
- Phantom: HAC Test Arch with AMCC; Type: SD HAC P01 BA;
- Measurement SW: DASY4, V4.7 Build 80; Postprocessing SW: SEMCAD, V1.8 Build 186

Scans/x (longitudinal) fine 3mm 42 x 6/ABM SNR(x,y,z) (15x3x1):

ABM1/ABM2 = 32.6 dB

ABM1 comp = -6.68 dB A/m

Location: -9, 3, 3.7 mm



0 dB = 1.00A/m

#03 T-Coil_CDMA2000 BC0_RC1+SO3_Ch777_Sample1_Battery 1_Radial 2 (Y)

DUT: 090747

Communication System: CDMA ; Frequency: 848.31 MHz;Duty Cycle: 1:1

Medium: Air Medium parameters used: $\sigma = 0$ mho/m, $\epsilon_r = 1$; $\rho = 1$ kg/m³

Ambient Temperature : 22.4 °C

DASY4 Configuration:

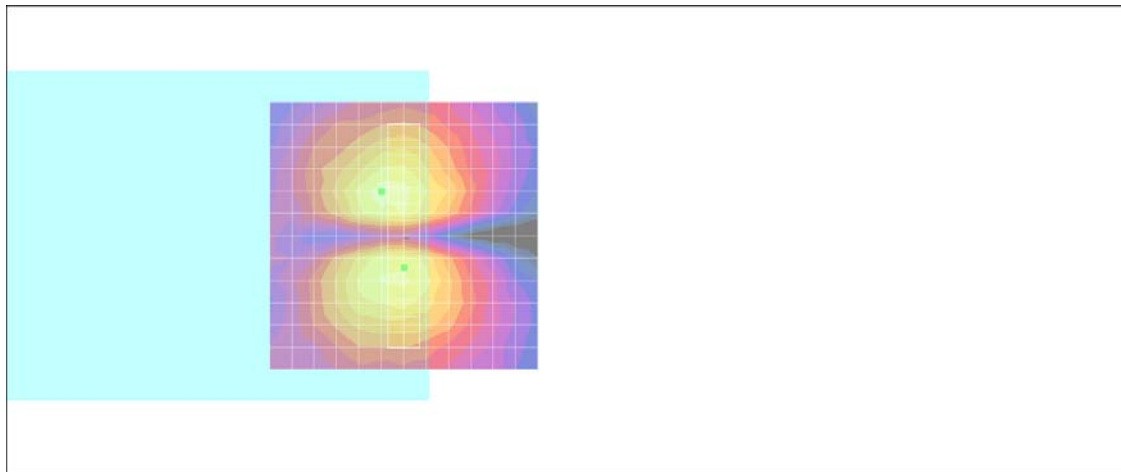
- Probe: AM1DV2 - 1038; ; Calibrated: 2010/1/21
- Sensor-Surface: 0mm (Fix Surface)
- Electronics: DAE4 Sn905; Calibrated: 2010/6/22
- Phantom: HAC Test Arch with AMCC; Type: SD HAC P01 BA;
- Measurement SW: DASY4, V4.7 Build 80; Postprocessing SW: SEMCAD, V1.8 Build 186

Scans/y (transversal) fine 3mm 6 x 42/ABM SNR(x,y,z) (3x15x1):

ABM1/ABM2 = 35.8 dB

ABM1 comp = -5.07 dB A/m

Location: 0, 6, 3.7 mm



0 dB = 1.00A/m

#04 T-Coil_CDMA2000 BC0_RC1+SO3_Ch1013_Sample2_Battery 2_Axial (Z)

DUT: 090747

Communication System: CDMA ; Frequency: 824.7 MHz;Duty Cycle: 1:1

Medium: Air Medium parameters used: $\sigma = 0$ mho/m, $\epsilon_r = 1$; $\rho = 1$ kg/m³

Ambient Temperature : 22.5 °C

DASY4 Configuration:

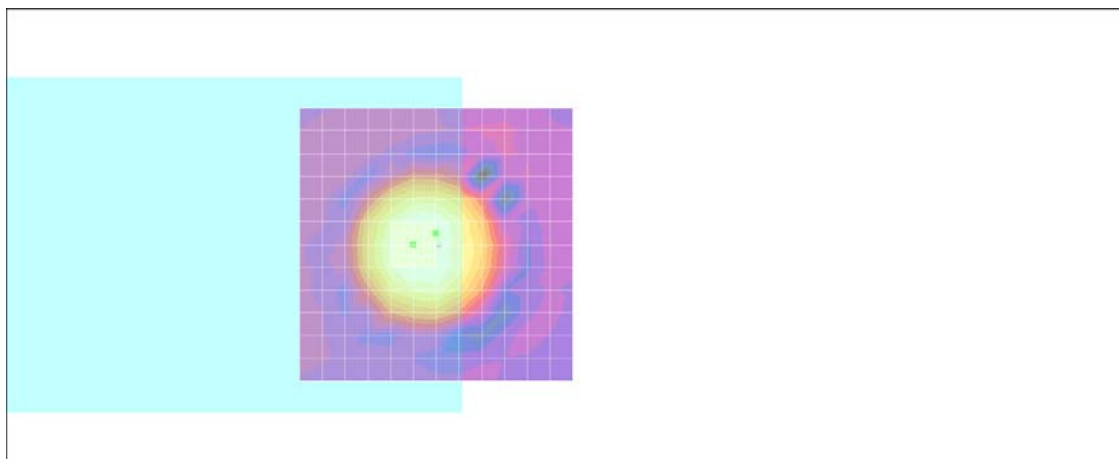
- Probe: AM1DV2 - 1038; ; Calibrated: 2010/1/21
- Sensor-Surface: 0mm (Fix Surface)
- Electronics: DAE4 Sn905; Calibrated: 2010/6/22
- Phantom: HAC Test Arch with AMCC; Type: SD HAC P01 BA;
- Measurement SW: DASY4, V4.7 Build 80; Postprocessing SW: SEMCAD, V1.8 Build 186

Scans/z (axial) fine 2mm 8 x 8/ABM SNR(x,y,z) (5x5x1):

ABM1/ABM2 = 37.8 dB

ABM1 comp = 1.92 dB A/m

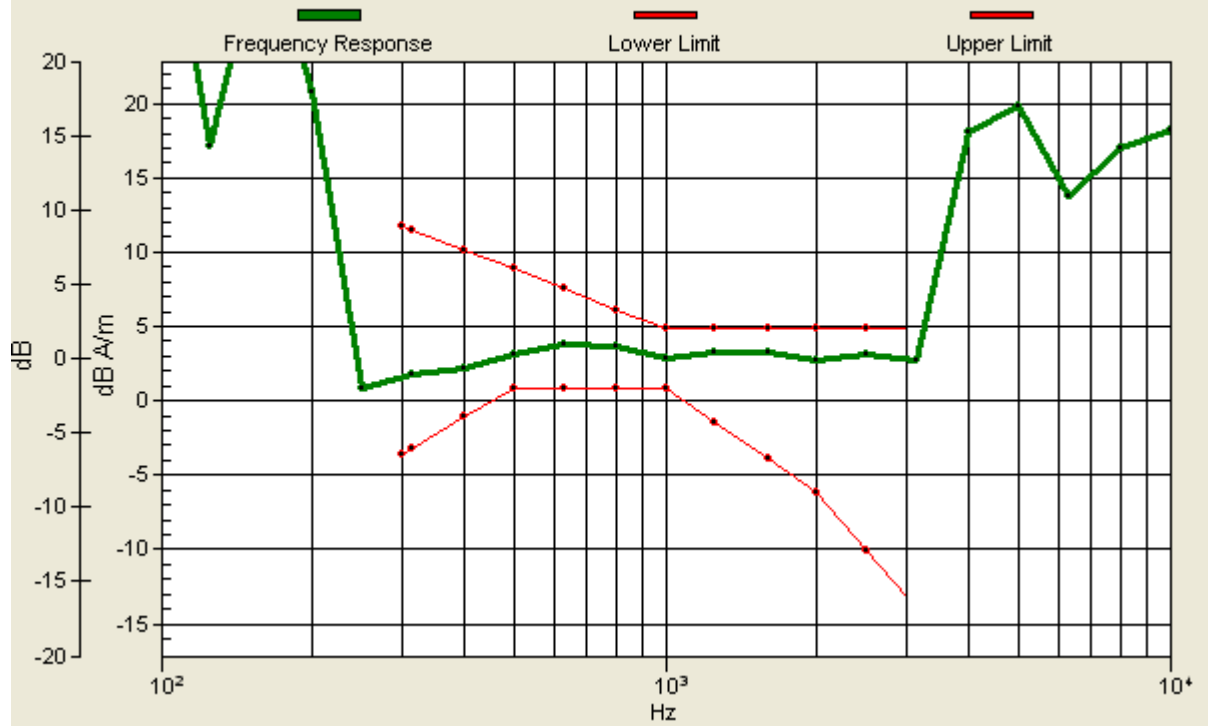
Location: 0.2, -2, 3.7 mm



0 dB = 1.00A/m

Scans/z (axial) wideband at best S/N/ABM Freq Resp(x,y,z,f)

Loc: 0.2, -2, 3.7 mm Diff: 1.64dB



#04 T-Coil_CDMA2000 BC0_RC1+SO3_Ch1013_Sample2_Battery 2_Radial 1 (X)

DUT: 090747

Communication System: CDMA ; Frequency: 824.7 MHz;Duty Cycle: 1:1

Medium: Air Medium parameters used: $\sigma = 0$ mho/m, $\epsilon_r = 1$; $\rho = 1$ kg/m³

Ambient Temperature : 22.4 °C

DASY4 Configuration:

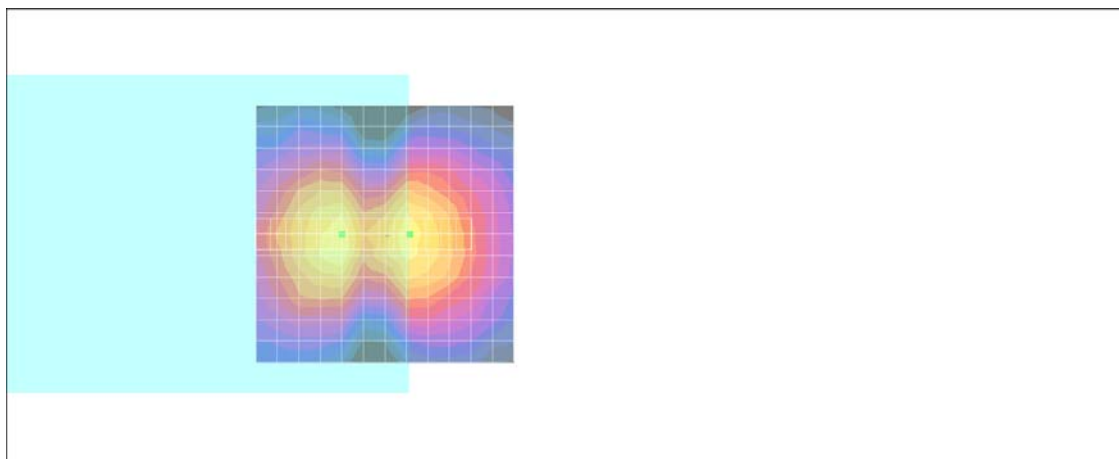
- Probe: AM1DV2 - 1038; ; Calibrated: 2010/1/21
- Sensor-Surface: 0mm (Fix Surface)
- Electronics: DAE4 Sn905; Calibrated: 2010/6/22
- Phantom: HAC Test Arch with AMCC; Type: SD HAC P01 BA;
- Measurement SW: DASY4, V4.7 Build 80; Postprocessing SW: SEMCAD, V1.8 Build 186

Scans/x (longitudinal) fine 3mm 42 x 6/ABM SNR(x,y,z) (15x3x1):

ABM1/ABM2 = 35.6 dB

ABM1 comp = -4.88 dB A/m

Location: -4.8, 0, 3.7 mm



0 dB = 1.00A/m

#04 T-Coil_CDMA2000 BC0_RC1+SO3_Ch1013_Sample2_Battery 2_Radial 2 (Y)

DUT: 090747

Communication System: CDMA ; Frequency: 824.7 MHz;Duty Cycle: 1:1

Medium: Air Medium parameters used: $\sigma = 0$ mho/m, $\epsilon_r = 1$; $\rho = 1$ kg/m³

Ambient Temperature : 22.4 °C

DASY4 Configuration:

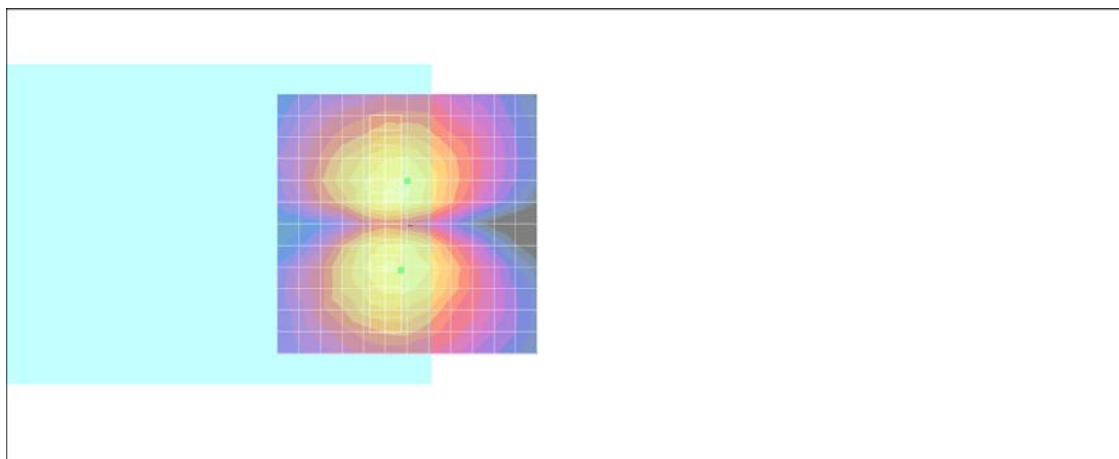
- Probe: AM1DV2 - 1038; ; Calibrated: 2010/1/21
- Sensor-Surface: 0mm (Fix Surface)
- Electronics: DAE4 Sn905; Calibrated: 2010/6/22
- Phantom: HAC Test Arch with AMCC; Type: SD HAC P01 BA;
- Measurement SW: DASY4, V4.7 Build 80; Postprocessing SW: SEMCAD, V1.8 Build 186

Scans/y (transversal) fine 3mm 6 x 42/ABM SNR(x,y,z) (3x15x1):

ABM1/ABM2 = 36.7 dB

ABM1 comp = -5.29 dB A/m

Location: 1.2, 9, 3.7 mm



0 dB = 1.00A/m

#05 T-Coil_CDMA2000 BC1_RC1+SO3_Ch600_Sample1_Battery 1_Axial (Z)

DUT: 090747

Communication System: CDMA ; Frequency: 1880 MHz;Duty Cycle: 1:1

Medium: Air Medium parameters used: $\sigma = 0$ mho/m, $\epsilon_r = 1$; $\rho = 1$ kg/m³

Ambient Temperature : 22.4 °C

DASY4 Configuration:

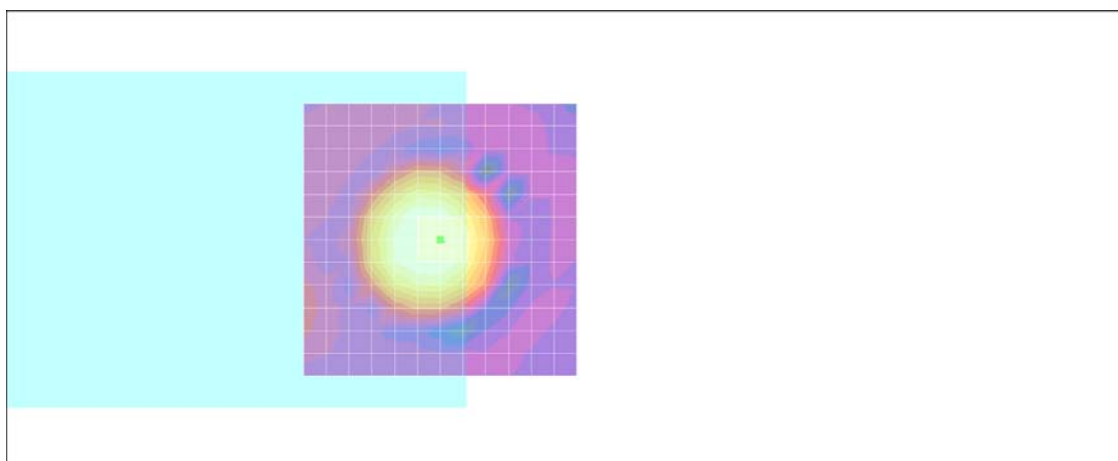
- Probe: AM1DV2 - 1038; ; Calibrated: 2010/1/21
- Sensor-Surface: 0mm (Fix Surface)
- Electronics: DAE4 Sn905; Calibrated: 2010/6/22
- Phantom: HAC Test Arch with AMCC; Type: SD HAC P01 BA;
- Measurement SW: DASY4, V4.7 Build 80; Postprocessing SW: SEMCAD, V1.8 Build 186

Scans/z (axial) fine 2mm 8 x 8/ABM SNR(x,y,z) (5x5x1):

ABM1/ABM2 = 35.5 dB

ABM1 comp = 3.43 dB A/m

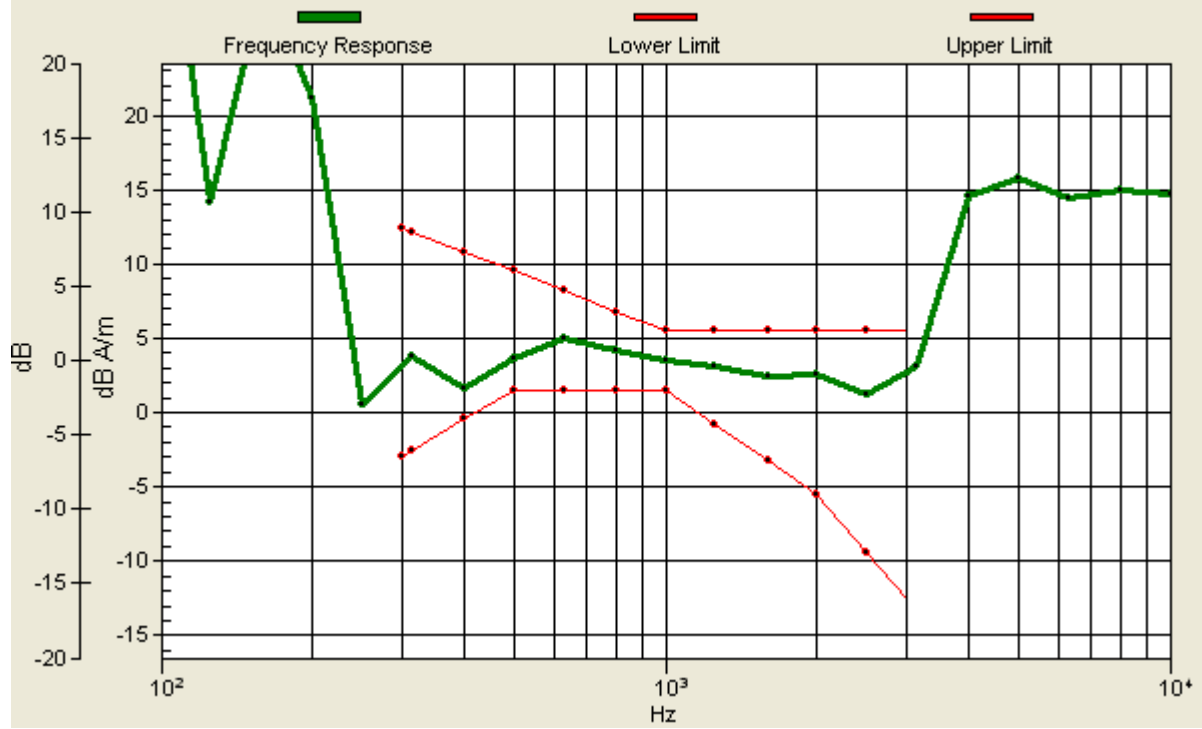
Location: 0, 0, 3.7 mm



0 dB = 1.00A/m

Scans/z (axial) wideband at best S/N/ABM Freq Resp(x,y,z,f)

Loc: 0, 0, 3.7 mm Diff: 2dB



#05 T-Coil_CDMA2000 BC1_RC1+SO3_Ch600_Sample1_Battery 1_Radial 1 (X)

DUT: 090747

Communication System: CDMA ; Frequency: 1880 MHz;Duty Cycle: 1:1

Medium: Air Medium parameters used: $\sigma = 0$ mho/m, $\epsilon_r = 1$; $\rho = 1$ kg/m³

Ambient Temperature : 22.4 °C

DASY4 Configuration:

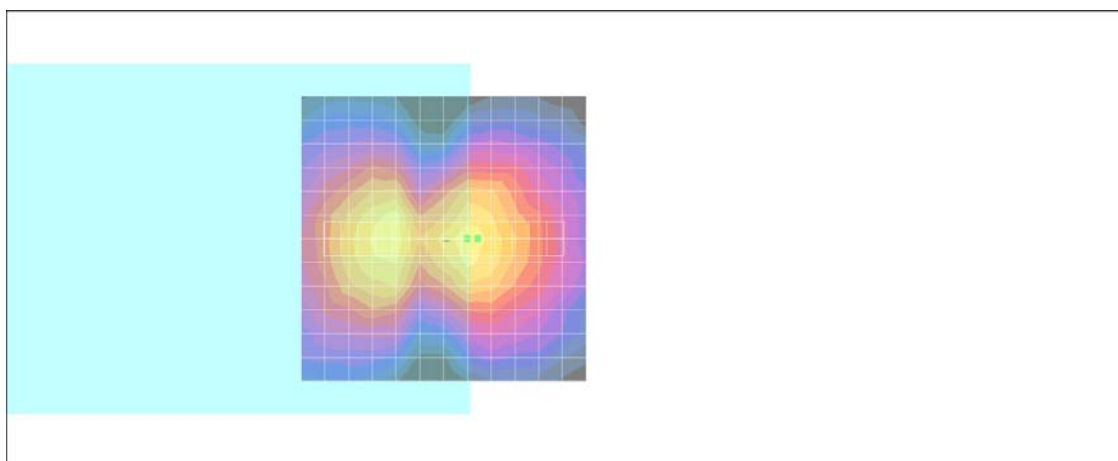
- Probe: AM1DV2 - 1038; ; Calibrated: 2010/1/21
- Sensor-Surface: 0mm (Fix Surface)
- Electronics: DAE4 Sn905; Calibrated: 2010/6/22
- Phantom: HAC Test Arch with AMCC; Type: SD HAC P01 BA;
- Measurement SW: DASY4, V4.7 Build 80; Postprocessing SW: SEMCAD, V1.8 Build 186

Scans/x (longitudinal) fine 3mm 42 x 6/ABM SNR(x,y,z) (15x3x1):

ABM1/ABM2 = 32.3 dB

ABM1 comp = -5.84 dB A/m

Location: -6, 0, 3.7 mm



0 dB = 1.00A/m

#05 T-Coil_CDMA2000 BC1_RC1+SO3_Ch600_Sample1_Battery 1_Radial 2 (Y)

DUT: 090747

Communication System: CDMA ; Frequency: 1880 MHz;Duty Cycle: 1:1

Medium: Air Medium parameters used: $\sigma = 0$ mho/m, $\epsilon_r = 1$; $\rho = 1$ kg/m³

Ambient Temperature : 22.4 °C

DASY4 Configuration:

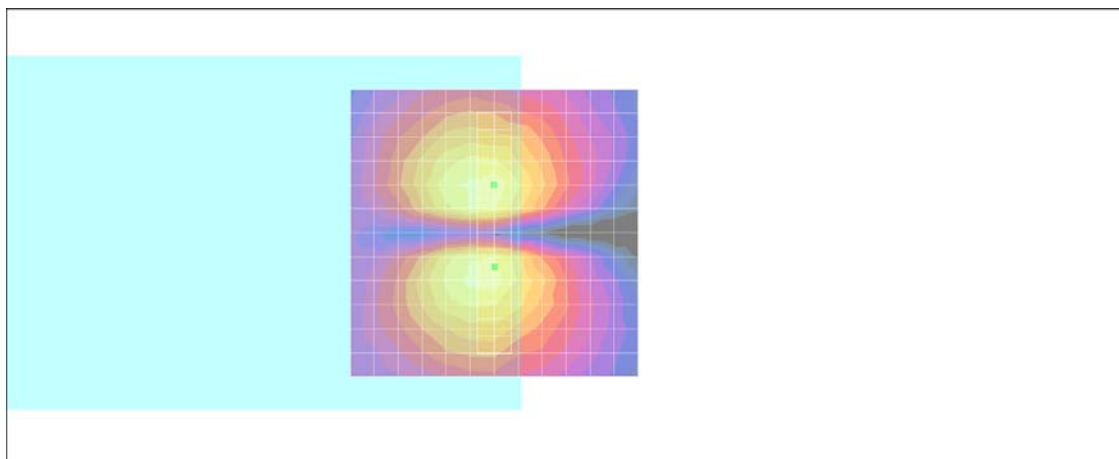
- Probe: AM1DV2 - 1038; ; Calibrated: 2010/1/21
- Sensor-Surface: 0mm (Fix Surface)
- Electronics: DAE4 Sn905; Calibrated: 2010/6/22
- Phantom: HAC Test Arch with AMCC; Type: SD HAC P01 BA;
- Measurement SW: DASY4, V4.7 Build 80; Postprocessing SW: SEMCAD, V1.8 Build 186

Scans/y (transversal) fine 3mm 6 x 42/ABM SNR(x,y,z) (3x15x1):

ABM1/ABM2 = 35.9 dB

ABM1 comp = -5.02 dB A/m

Location: 0, 6, 3.7 mm



0 dB = 1.00A/m

#06 T-Coil_CDMA2000 BC1_RC1+SO3_Ch25_Sample1_Battery 1_Axial (Z)

DUT: 090747

Communication System: CDMA ; Frequency: 1851.25 MHz;Duty Cycle: 1:1

Medium: Air Medium parameters used: $\sigma = 0$ mho/m, $\epsilon_r = 1$; $\rho = 1$ kg/m³

Ambient Temperature : 22.4 °C

DASY4 Configuration:

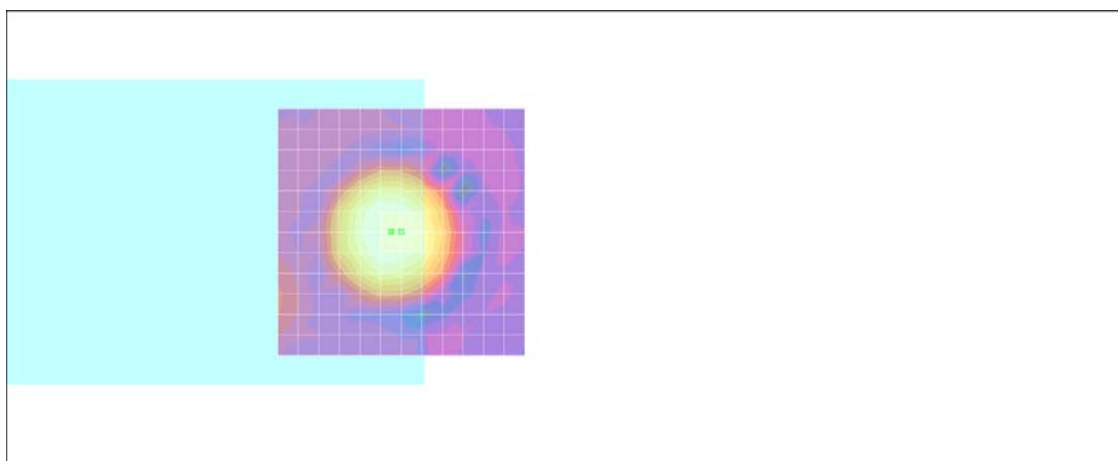
- Probe: AM1DV2 - 1038; ; Calibrated: 2010/1/21
- Sensor-Surface: 0mm (Fix Surface)
- Electronics: DAE4 Sn905; Calibrated: 2010/6/22
- Phantom: HAC Test Arch with AMCC; Type: SD HAC P01 BA;
- Measurement SW: DASY4, V4.7 Build 80; Postprocessing SW: SEMCAD, V1.8 Build 186

Scans/z (axial) fine 2mm 8 x 8/ABM SNR(x,y,z) (5x5x1):

ABM1/ABM2 = 34.0 dB

ABM1 comp = 3.59 dB A/m

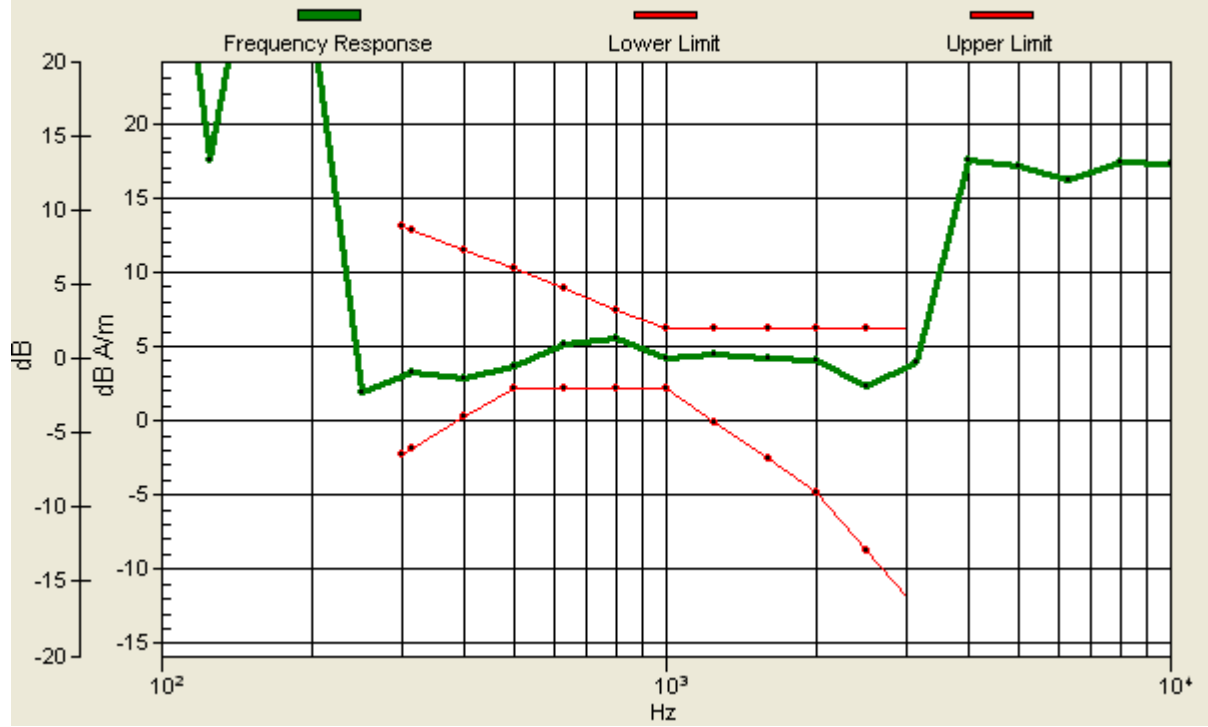
Location: 2, 0, 3.7 mm



0 dB = 1.00A/m

Scans/z (axial) wideband at best S/N/ABM Freq Resp(x,y,z,f)

Loc: 2, 0, 3.7 mm Diff: 1.51dB



#06 T-Coil_CDMA2000 BC1_RC1+SO3_Ch25_Sample1_Battery 1_Radial 1 (X)

DUT: 090747

Communication System: CDMA ; Frequency: 1851.25 MHz;Duty Cycle: 1:1

Medium: Air Medium parameters used: $\sigma = 0$ mho/m, $\epsilon_r = 1$; $\rho = 1$ kg/m³

Ambient Temperature : 22.5 °C

DASY4 Configuration:

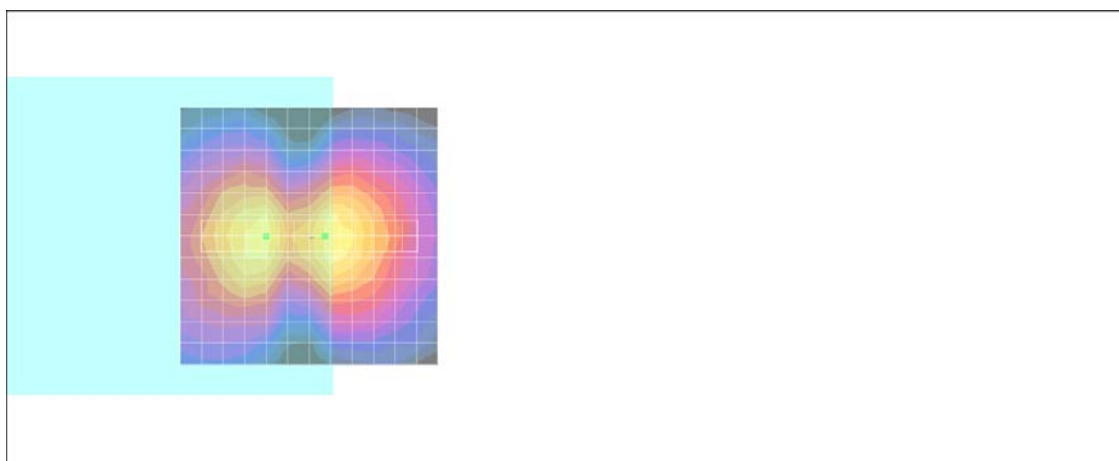
- Probe: AM1DV2 - 1038; ; Calibrated: 2010/1/21
- Sensor-Surface: 0mm (Fix Surface)
- Electronics: DAE4 Sn905; Calibrated: 2010/6/22
- Phantom: HAC Test Arch with AMCC; Type: SD HAC P01 BA;
- Measurement SW: DASY4, V4.7 Build 80; Postprocessing SW: SEMCAD, V1.8 Build 186

Scans/x (longitudinal) fine 3mm 42 x 6/ABM SNR(x,y,z) (15x3x1):

ABM1/ABM2 = 31.4 dB

ABM1 comp = -5.64 dB A/m

Location: -3, 0, 3.7 mm



0 dB = 1.00A/m

#06 T-Coil_CDMA2000 BC1_RC1+SO3_Ch25_Sample1_Battery 1_Radial 2 (Y)

DUT: 090747

Communication System: CDMA ; Frequency: 1851.25 MHz;Duty Cycle: 1:1

Medium: Air Medium parameters used: $\sigma = 0$ mho/m, $\epsilon_r = 1$; $\rho = 1$ kg/m³

Ambient Temperature : 22.4 °C

DASY4 Configuration:

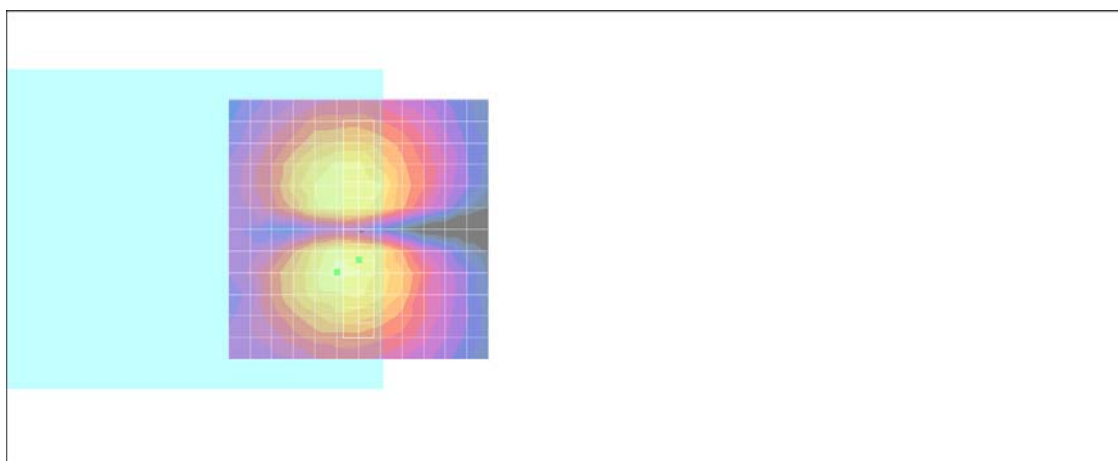
- Probe: AM1DV2 - 1038; ; Calibrated: 2010/1/21
- Sensor-Surface: 0mm (Fix Surface)
- Electronics: DAE4 Sn905; Calibrated: 2010/6/22
- Phantom: HAC Test Arch with AMCC; Type: SD HAC P01 BA;
- Measurement SW: DASY4, V4.7 Build 80; Postprocessing SW: SEMCAD, V1.8 Build 186

Scans/y (transversal) fine 3mm 6 x 42/ABM SNR(x,y,z) (3x15x1):

ABM1/ABM2 = 36.1 dB

ABM1 comp = -4.49 dB A/m

Location: 0, 6, 3.7 mm



0 dB = 1.00A/m

#07 T-Coil_CDMA2000 BC1_RC1+SO3_Ch1175_Sample1_Battery 1_Axial (Z)

DUT: 090747

Communication System: CDMA ; Frequency: 1908.75 MHz;Duty Cycle: 1:1

Medium: Air Medium parameters used: $\sigma = 0$ mho/m, $\epsilon_r = 1$; $\rho = 1$ kg/m³

Ambient Temperature : 22.4 °C

DASY4 Configuration:

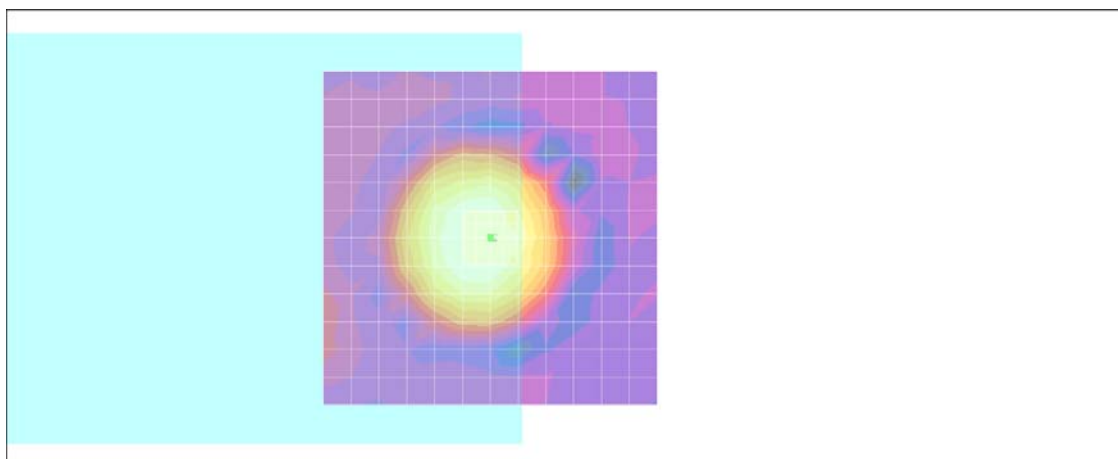
- Probe: AM1DV2 - 1038; ; Calibrated: 2010/1/21
- Sensor-Surface: 0mm (Fix Surface)
- Electronics: DAE4 Sn905; Calibrated: 2010/6/22
- Phantom: HAC Test Arch with AMCC; Type: SD HAC P01 BA;
- Measurement SW: DASY4, V4.7 Build 80; Postprocessing SW: SEMCAD, V1.8 Build 186

Scans/z (axial) fine 2mm 8 x 8/ABM SNR(x,y,z) (5x5x1):

ABM1/ABM2 = 33.9 dB

ABM1 comp = 2.72 dB A/m

Location: 0, 0, 3.7 mm



0 dB = 1.00A/m

Scans/z (axial) wideband at best S/N/ABM Freq Resp(x,y,z,f)

Loc: 0, 0, 3.7 mm Diff: 1.76dB



#07 T-Coil_CDMA2000 BC1_RC1+SO3_Ch1175_Sample1_Battery 1_Radial 1 (X)

DUT: 090747

Communication System: CDMA ; Frequency: 1908.75 MHz;Duty Cycle: 1:1

Medium: Air Medium parameters used: $\sigma = 0$ mho/m, $\epsilon_r = 1$; $\rho = 1$ kg/m³

Ambient Temperature : 22.4 °C

DASY4 Configuration:

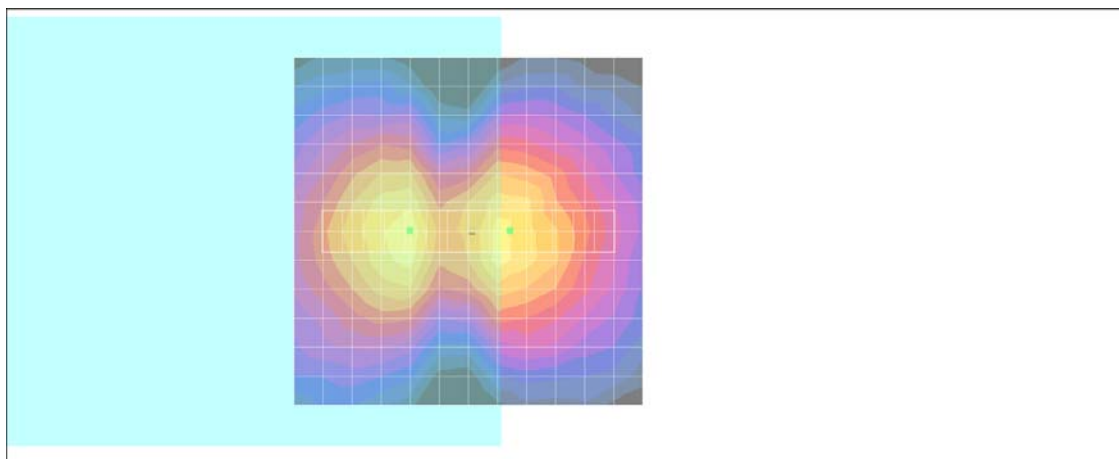
- Probe: AM1DV2 - 1038; ; Calibrated: 2010/1/21
- Sensor-Surface: 0mm (Fix Surface)
- Electronics: DAE4 Sn905; Calibrated: 2010/6/22
- Phantom: HAC Test Arch with AMCC; Type: SD HAC P01 BA;
- Measurement SW: DASY4, V4.7 Build 80; Postprocessing SW: SEMCAD, V1.8 Build 186

Scans/x (longitudinal) fine 3mm 42 x 6/ABM SNR(x,y,z) (15x3x1):

ABM1/ABM2 = 30.6 dB

ABM1 comp = -6.00 dB A/m

Location: -6, 0, 3.7 mm



0 dB = 1.00A/m

#07 T-Coil_CDMA2000 BC1_RC1+SO3_Ch1175_Sample1_Battery 1_Radial 2 (Y)

DUT: 090747

Communication System: CDMA ; Frequency: 1908.75 MHz;Duty Cycle: 1:1

Medium: Air Medium parameters used: $\sigma = 0$ mho/m, $\epsilon_r = 1$; $\rho = 1$ kg/m³

Ambient Temperature : 22.4 °C

DASY4 Configuration:

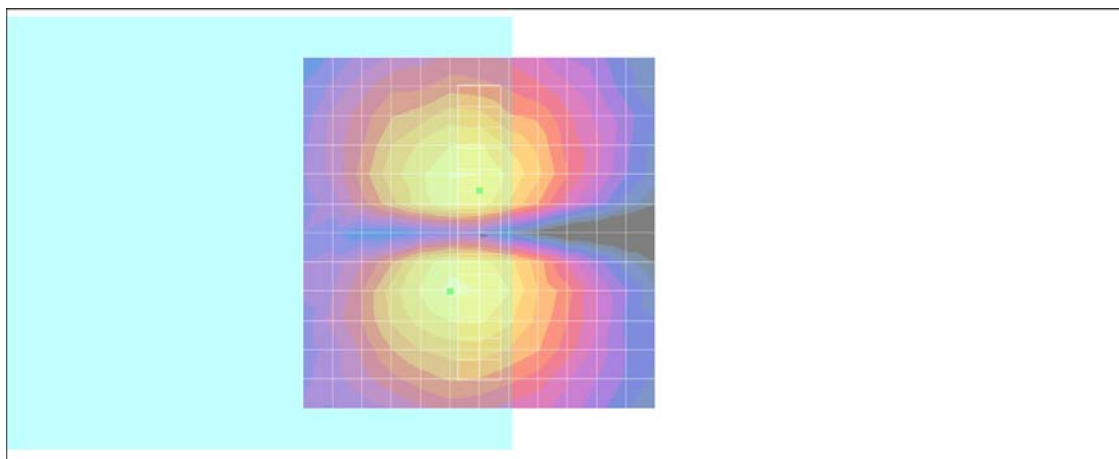
- Probe: AM1DV2 - 1038; ; Calibrated: 2010/1/21
- Sensor-Surface: 0mm (Fix Surface)
- Electronics: DAE4 Sn905; Calibrated: 2010/6/22
- Phantom: HAC Test Arch with AMCC; Type: SD HAC P01 BA;
- Measurement SW: DASY4, V4.7 Build 80; Postprocessing SW: SEMCAD, V1.8 Build 186

Scans/y (transversal) fine 3mm 6 x 42/ABM SNR(x,y,z) (3x15x1):

ABM1/ABM2 = 35.4 dB

ABM1 comp = -4.46 dB A/m

Location: 0, -6, 3.7 mm



0 dB = 1.00A/m

#08 T-Coil_CDMA2000 BC1_RC1+SO3_Ch1175_Sample2_Battery 2_Axial (Z)

DUT: 090747

Communication System: CDMA ; Frequency: 1908.75 MHz;Duty Cycle: 1:1

Medium: Air Medium parameters used: $\sigma = 0$ mho/m, $\epsilon_r = 1$; $\rho = 1$ kg/m³

Ambient Temperature : 22.5 °C

DASY4 Configuration:

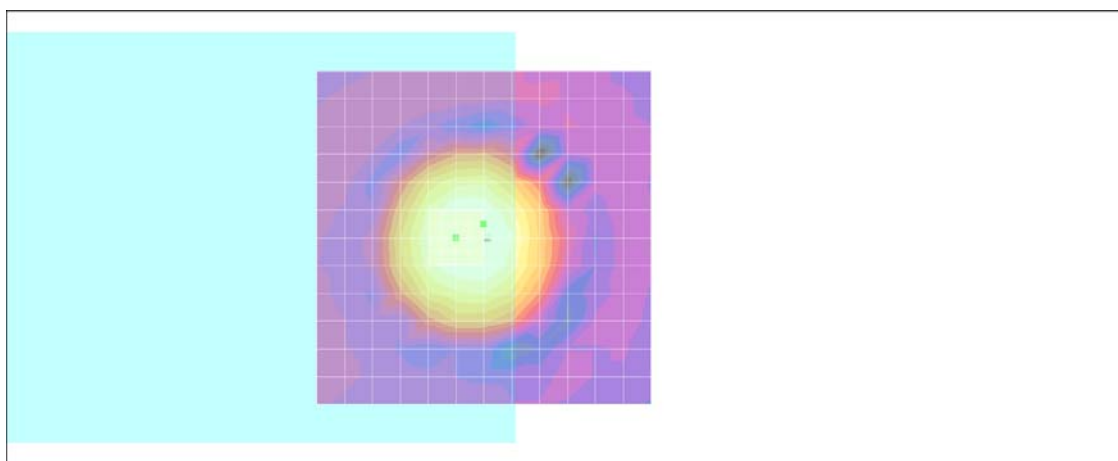
- Probe: AM1DV2 - 1038; ; Calibrated: 2010/1/21
- Sensor-Surface: 0mm (Fix Surface)
- Electronics: DAE4 Sn905; Calibrated: 2010/6/22
- Phantom: HAC Test Arch with AMCC; Type: SD HAC P01 BA;
- Measurement SW: DASY4, V4.7 Build 80; Postprocessing SW: SEMCAD, V1.8 Build 186

Scans/z (axial) fine 2mm 8 x 8/ABM SNR(x,y,z) (5x5x1):

ABM1/ABM2 = 36.3 dB

ABM1 comp = 1.16 dB A/m

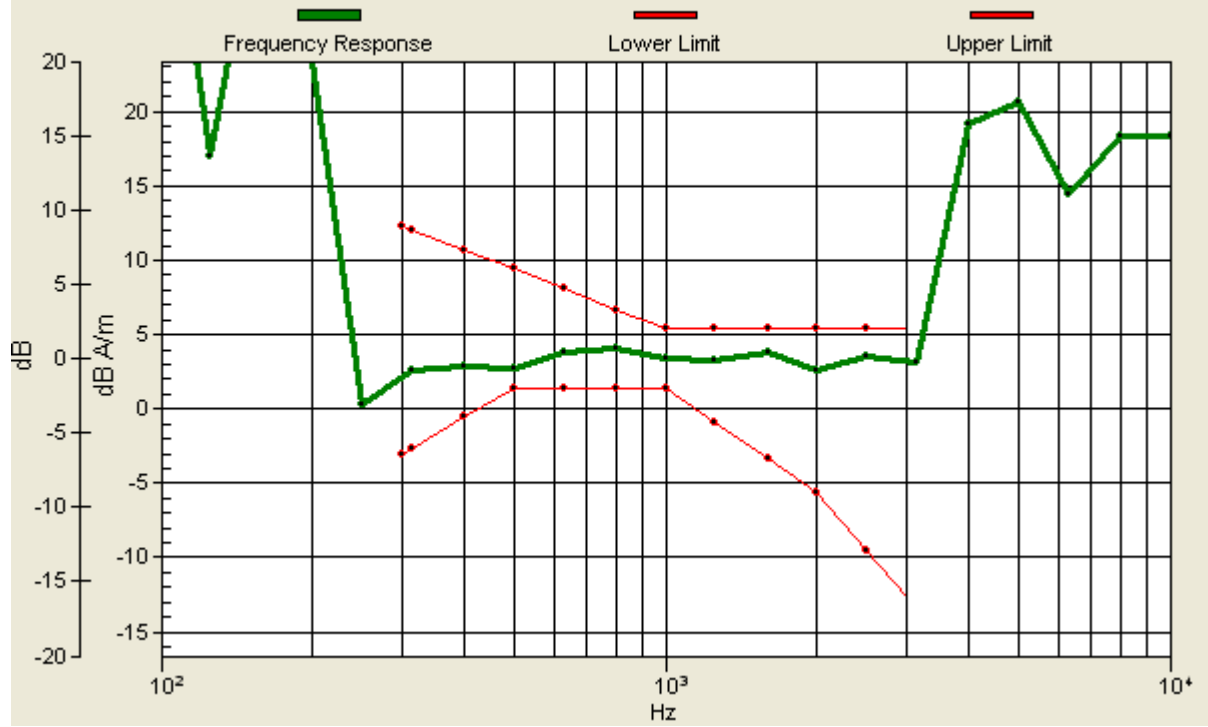
Location: 0.2, -2, 3.7 mm



0 dB = 1.00A/m

Scans/z (axial) wideband at best S/N/ABM Freq Resp(x,y,z,f)

Loc: 0.2, -2, 3.7 mm Diff: 1.36dB



#08 T-Coil_CDMA2000 BC1_RC1+SO3_Ch1175_Sample2_Battery 2_Radial 1 (X)

DUT: 090747

Communication System: CDMA ; Frequency: 1908.75 MHz;Duty Cycle: 1:1

Medium: Air Medium parameters used: $\sigma = 0$ mho/m, $\epsilon_r = 1$; $\rho = 1$ kg/m³

Ambient Temperature : 22.5 °C

DASY4 Configuration:

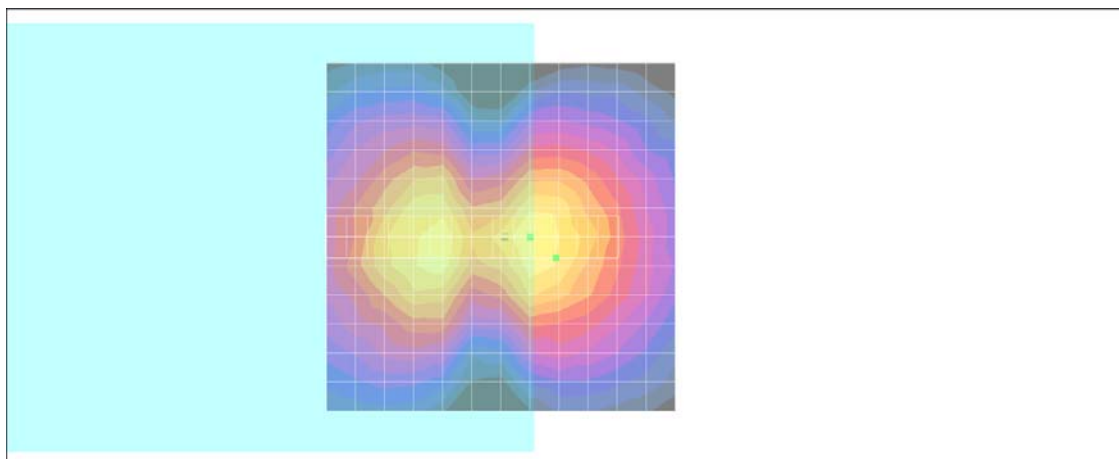
- Probe: AM1DV2 - 1038; ; Calibrated: 2010/1/21
- Sensor-Surface: 0mm (Fix Surface)
- Electronics: DAE4 Sn905; Calibrated: 2010/6/22
- Phantom: HAC Test Arch with AMCC; Type: SD HAC P01 BA;
- Measurement SW: DASY4, V4.7 Build 80; Postprocessing SW: SEMCAD, V1.8 Build 186

Scans/x (longitudinal) fine 3mm 42 x 6/ABM SNR(x,y,z) (15x3x1):

ABM1/ABM2 = 35.7 dB

ABM1 comp = -6.33 dB A/m

Location: -7.8, 3, 3.7 mm



0 dB = 1.00A/m

#08 T-Coil_CDMA2000 BC1_RC1+SO3_Ch1175_Sample2_Battery 2_Radial 2 (Y)

DUT: 090747

Communication System: CDMA ; Frequency: 1908.75 MHz;Duty Cycle: 1:1

Medium: Air Medium parameters used: $\sigma = 0$ mho/m, $\epsilon_r = 1$; $\rho = 1$ kg/m³

Ambient Temperature : 22.5 °C

DASY4 Configuration:

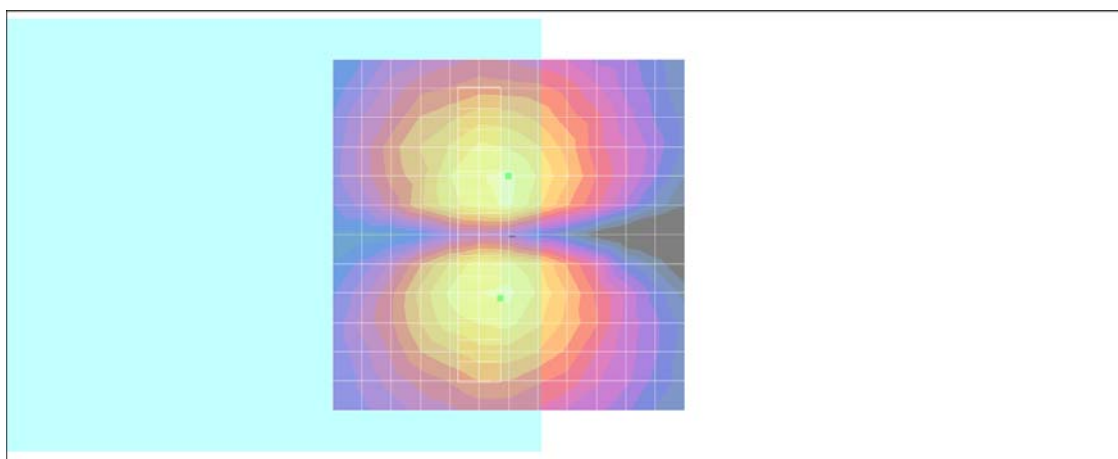
- Probe: AM1DV2 - 1038; ; Calibrated: 2010/1/21
- Sensor-Surface: 0mm (Fix Surface)
- Electronics: DAE4 Sn905; Calibrated: 2010/6/22
- Phantom: HAC Test Arch with AMCC; Type: SD HAC P01 BA;
- Measurement SW: DASY4, V4.7 Build 80; Postprocessing SW: SEMCAD, V1.8 Build 186

Scans/y (transversal) fine 3mm 6 x 42/ABM SNR(x,y,z) (3x15x1):

ABM1/ABM2 = 37.1 dB

ABM1 comp = -4.72 dB A/m

Location: 1.2, 9, 3.7 mm



0 dB = 1.00A/m