



APPENDIX I PHOTOGRAPHS OF TEST SETUP



Conducted Emission Set Up Photo







Radiated Emission Set up Photos

GSM1900 / HSPDA Band II at X mode







GPRS1900 / EDGE1900 / WCDMA Band II at Y mode





GSM850 / GPRS850 / EDGE850 / WCDMA Band V / HSDPA Band V at Z mode





Powerline Conducted Emissions Setup Photos

