


9.4 HAC MEASUREMENT RESULTS

1. E-Field Emission (Close slide cover mode):



CDMA Cellular Band Duty cycle:100%

Mode	Channel	Antenna	Backlight	Time Avg. Field (V/m)	Peak Filed (dB V/m)	Power drift (dB)	Extrapolate Field (dB V/m)	Limit (dB V/m)	Margin (dB)	M-Rating Category Result
CDMA	1013	Fixed	OFF	84.5	38.54	0.062	38.60	41	-2.40	M3
CDMA	384	Fixed	OFF	87.6	38.85	0.079	38.93	41	-2.07	M3
CDMA	777	Fixed	OFF	87.3	38.82	0.110	38.93	41	-2.07	M3

CDMA Cellular Band with WiFi and Bluetooth(colocation test) Duty cycle:100%

Mode	Channel	Antenna	Backlight	Time Avg. Field (V/m)	Peak Filed (dB V/m)	Power drift (dB)	Extrapolate Field (dB V/m)	Limit (dB V/m)	Margin (dB)	M-Rating Category Result
CDMA	1013	Fixed	OFF	86.2	38.71	0.130	38.84	41	-2.16	M3
CDMA	384	Fixed	OFF	89.7	39.06	0.180	39.24	41	-1.76	M3
CDMA	777	Fixed	OFF	87.5	38.84	0.108	38.95	41	-2.05	M3

CDMA PCS Band Duty cycle:100%

Mode	Channel	Antenna	Backlight	Time Avg. Field (V/m)	Peak Filed (dB V/m)	Power drift (dB)	Extrapolate Field (dB V/m)	Limit (dB V/m)	Margin (dB)	M-Rating Category Result
CDMA	25	Fixed	OFF	56.9	35.10	0.031	35.13	41	-5.87	M4
CDMA	600	Fixed	OFF	53.7	34.60	0.002	34.60	41	-6.40	M4
CDMA	1175	Fixed	OFF	52.9	34.47	0.020	34.49	41	-6.51	M4


CDMA PCS Band with WiFi and Bluetooth(colocation test) Duty cycle:100%

Mode	Channel	Antenna	Backlight	Time Avg. Field (V/m)	Peak Filed (dB V/m)	Power drift (dB)	Extrapolate Field (dB V/m)	Limit (dB V/m)	Margin (dB)	M-Rating Category Result
CDMA	25	Fixed	OFF	55.8	34.93	0.150	35.08	41	-5.92	M4
CDMA	600	Fixed	OFF	56.1	34.98	0.069	35.05	41	-5.95	M4
CDMA	1175	Fixed	OFF	54.8	34.78	0.052	34.83	41	-6.17	M4

Note:

- The extrapolate field value have including power drift value for worst case HAC test result.

2. E-Field Emission(Open slide cover mode):



Mode	Channel	Antenna	Backlight	Time Avg. Field (V/m)	Peak Filed (dB V/m)	Power drift (dB)	Extrapolate Field (dB V/m)	Limit (dB V/m)	Margin (dB)	M-Rating Category Result
CDMA	1013	Fixed	OFF	94.9	39.55	0.038	39.58	41	-1.42	M3
CDMA	384	Fixed	OFF	93.3	39.40	0.081	39.48	41	-1.52	M3
CDMA	777	Fixed	OFF	92.1	39.29	0.043	39.33	41	-1.67	M3

CDMA Cellular Band with WiFi and Bluetooth(colocation test) Duty cycle:100%

Mode	Channel	Antenna	Backlight	Time Avg. Field (V/m)	Peak Filed (dB V/m)	Power drift (dB)	Extrapolate Field (dB V/m)	Limit (dB V/m)	Margin (dB)	M-Rating Category Result
CDMA	1013	Fixed	OFF	97.0	39.74	0.140	39.88	41	-1.12	M3
CDMA	384	Fixed	OFF	96.4	39.68	0.013	39.69	41	-1.31	M3
CDMA	777	Fixed	OFF	98.4	39.86	0.079	39.94	41	-1.06	M3
CDMA	777	Fixed	ON	94.1	39.47	0.220	39.69	41	-1.31	M3

CDMA PCS Band Duty cycle:100%

Mode	Channel	Antenna	Backlight	Time Avg. Field (V/m)	Peak Filed (dB V/m)	Power drift (dB)	Extrapolate Field (dB V/m)	Limit (dB V/m)	Margin (dB)	M-Rating Category Result
CDMA	25	Fixed	OFF	34.5	30.76	0.015	30.77	41	-10.23	M4
CDMA	600	Fixed	OFF	35.9	31.10	0.200	31.30	41	-9.70	M4
CDMA	1175	Fixed	OFF	36.8	31.32	0.159	31.48	41	-9.52	M4


CDMA PCS Band with WiFi and Bluetooth(colocation test) Duty cycle:100%

Mode	Channel	Antenna	Backlight	Time Avg. Field (V/m)	Peak Filed (dB V/m)	Power drift (dB)	Extrapolate Field (dB V/m)	Limit (dB V/m)	Margin (dB)	M-Rating Category Result
CDMA	25	Fixed	OFF	36.7	31.29	0.108	31.40	41	-9.60	M4
CDMA	600	Fixed	OFF	36.7	31.29	0.194	31.49	41	-9.51	M4
CDMA	1175	Fixed	OFF	36.6	31.27	0.041	31.31	41	-9.69	M4

Note:

- The extrapolate field value have including power drift value for worst case HAC test result.

3. H-Field Emissions (Close slide cover mode):



CDMA Cellular Band Duty cycle:100%

Mode	Channel	Antenna	Backlight	Time Avg. Field (A/m)	Peak Filed (dB A/m)	Power drift (dB)	Extrapolate Field (dB A/m)	Limit (dB A/m)	Margin (dB)	M-Rating Category Result
CDMA	1013	Fixed	OFF	0.165	-15.65	0.153	-15.50	-9.4	-6.10	M4
CDMA	384	Fixed	OFF	0.166	-15.60	0.085	-15.51	-9.4	-6.11	M4
CDMA	777	Fixed	OFF	0.163	-15.76	0.041	-15.72	-9.4	-6.32	M4

CDMA Cellular Band with WiFi and Bluetooth(colocation test) Duty cycle:100%

Mode	Channel	Antenna	Backlight	Time Avg. Field (A/m)	Peak Filed (dB A/m)	Power drift (dB)	Extrapolate Field (dB A/m)	Limit (dB A/m)	Margin (dB)	M-Rating Category Result
CDMA	1013	Fixed	OFF	0.216	-13.31	0.100	-13.21	-9.4	-3.81	M3
CDMA	384	Fixed	OFF	0.218	-13.23	0.037	-13.19	-9.4	-3.79	M3
CDMA	777	Fixed	OFF	0.214	-13.39	0.098	-13.29	-9.4	-3.89	M3

CDMA PCS Band Duty cycle:100%

Mode	Channel	Antenna	Backlight	Time Avg. Field (A/m)	Peak Filed (dB A/m)	Power drift (dB)	Extrapolate Field (dB A/m)	Limit (dB A/m)	Margin (dB)	M-Rating Category Result
CDMA	25	Fixed	OFF	0.176	-15.09	0.165	-14.92	-9.4	-5.52	M4
CDMA	600	Fixed	OFF	0.156	-16.14	0.138	-16.00	-9.4	-6.60	M4
CDMA	1175	Fixed	OFF	0.155	-16.19	0.082	-16.11	-9.4	-6.71	M4


CDMA PCS Band with WiFi and Bluetooth(colocation test) Duty cycle:100%

Mode	Channel	Antenna	Backlight	Time Avg. Field (A/m)	Peak Filed (dB A/m)	Power drift (dB)	Extrapolate Field (dB A/m)	Limit (dB A/m)	Margin (dB)	M-Rating Category Result
CDMA	25	Fixed	OFF	0.179	-14.94	0.062	-14.88	-9.4	-5.48	M4
CDMA	600	Fixed	OFF	0.168	-15.49	0.107	-15.39	-9.4	-5.99	M4
CDMA	1175	Fixed	OFF	0.169	-15.44	0.065	-15.38	-9.4	-5.98	M4

Note:

- The extrapolate field value have including power drift value for worst case HAC test result.

4. H-Field Emissions (Open slide cover mode):



CDMA Cellular Band Duty cycle:100%

Mode	Channel	Antenna	Backlight	Time Avg. Field (A/m)	Peak Filed (dB A/m)	Power drift (dB)	Extrapolate Field (dB A/m)	Limit (dB A/m)	Margin (dB)	M-Rating Category Result
CDMA	1013	Fixed	OFF	0.159	-15.97	0.003	-15.97	-9.4	-6.57	M4
CDMA	384	Fixed	OFF	0.160	-15.92	0.166	-15.75	-9.4	-6.35	M4
CDMA	777	Fixed	OFF	0.154	-16.25	0.231	-16.02	-9.4	-6.62	M4

CDMA Cellular Band with WiFi and Bluetooth(colocation test) Duty cycle:100%

Mode	Channel	Antenna	Backlight	Time Avg. Field (A/m)	Peak Filed (dB A/m)	Power drift (dB)	Extrapolate Field (dB A/m)	Limit (dB A/m)	Margin (dB)	M-Rating Category Result
CDMA	1013	Fixed	OFF	0.232	-12.69	0.125	-12.57	-9.4	-3.17	M3
CDMA	384	Fixed	OFF	0.229	-12.80	0.048	-12.76	-9.4	-3.36	M3
CDMA	777	Fixed	OFF	0.224	-13.00	0.074	-12.92	-9.4	-3.52	M3

CDMA PCS Band Duty cycle:100%

Mode	Channel	Antenna	Backlight	Time Avg. Field (A/m)	Peak Filed (dB A/m)	Power drift (dB)	Extrapolate Field (dB A/m)	Limit (dB A/m)	Margin (dB)	M-Rating Category Result
CDMA	25	Fixed	OFF	0.110	-19.17	0.219	-18.95	-9.4	-9.55	M4
CDMA	600	Fixed	OFF	0.107	-19.41	0.209	-19.20	-9.4	-9.80	M4
CDMA	1175	Fixed	OFF	0.098	-20.18	0.155	-20.02	-9.4	-10.62	M4

CDMA PCS Band with WiFi and Bluetooth(colocation test) Duty cycle:100%

Mode	Channel	Antenna	Backlight	Time Avg. Field (A/m)	Peak Filed (dB A/m)	Power drift (dB)	Extrapolate Field (dB A/m)	Limit (dB A/m)	Margin (dB)	M-Rating Category Result
CDMA	25	Fixed	OFF	0.129	-17.79	0.047	-17.74	-9.4	-8.34	M4
CDMA	600	Fixed	OFF	0.130	-17.72	0.011	-17.71	-9.4	-8.31	M4
CDMA	1175	Fixed	OFF	0.133	-17.52	0.071	-17.45	-9.4	-8.05	M4

Note:

- The extrapolate field value have including power drift value for worst case HAC test result.