

# PHOTOGRAPHS OF THE TEST CONFIGURATION

## CONDUCTED EMISSION TEST

(For WLAN 2.4GHz & BT)

### TEST MODE B



TEST MODE C




RADIATED EMISSION TEST  
(For WLAN 2.4GHz & BT)



TEST MODE A



### TEST MODE B



### TEST MODE C



(For PART 22 & 24)



## (SAR Test Set Up Photos)

### A. RIGHT HEAD POSITION:




CHEEK



TILT

### B. LEFT HEAD POSITION:



CHEEK



TILT


### C. BODY POSITION:



BOTTOM



FRONT



DESCRIPTION OF ANTENNA LOCATION