



## APPENDIX I PHOTOGRAPHS OF TEST SETUP



### Conducted Emission Set Up Photo







## Radiated Emission Set up Photos

GSM1900 / GPRS 1900 / EDGE 1900 / HSDPA Band II at X Mode







**GSM 850 / EDGE 850 / WCDMA Band II / WCDMA Band V / HSDPA Band V at Y Mode**





### GPRS 850 at Z Mode



### Powerline Conducted Emissions Setup Photos

