




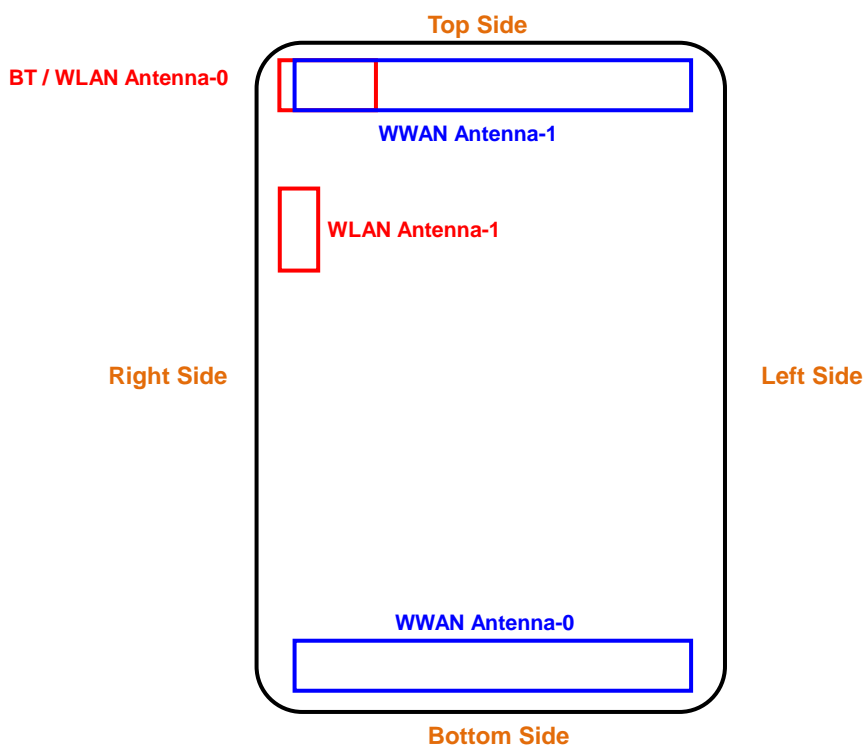
Appendix D. Photographs of EUT and Setup

FCC Power Verification Test Report

<Photographs of EUT>



<Antenna Location>



The separation distance for antenna to edge:

Antenna	To Top Side (mm)	To Bottom Side (mm)	To Left Side (mm)	To Right Side (mm)
WWAN Ant-0	140	5	12	12
WWAN Ant-1	5	140	12	12
BT / WLAN Ant-0	5	140	65	5
WLAN Ant-1	20	120	70	5

Note:

1. The WWAN diversity antenna can transmit through either antenna-0 or antenna-1 at a time.


<Photographs of SAR Setup>




Head - Right Cheek



Head - Right Tilted



Head - Left Cheek



Head - Left Tilted



Body & Hotspot - Front Face of EUT at 10 mm



Body & Hotspot - Rear Face of EUT at 10 mm

FCC Power Verification Test Report

