


## PHOTOGRAPHS OF THE TEST CONFIGURATION


CONDUCTED EMISSION TEST  
(Bluetooth)




CONDUCTED EMISSION TEST  
(WLAN)




## CONDUCTED EMISSION TEST (NFC)





# RADIATED EMISSION TEST (WLAN 2.4GHz)





RADIATED EMISSION TEST  
(WLAN 5GHz)  
(5180-5240MHz & 5260-5320MHz)





RADIATED EMISSION TEST  
(WLAN 5GHz)  
(5260-5320MHz & 5500-5700MHz & 5745-5805MHz)



## RADIATED EMISSION TEST (Bluetooth EDR)




## RADIATED EMISSION TEST (Bluetooth LE4.0)





# RADIATED EMISSION TEST (NFC)






A D T

(WWAN)

(PART 22)


### RADIATED EMISSION TEST







A D T

### ERP POWER TEST



(PART 24)


RADIATED EMISSION TEST







A D T

### EIRP POWER TEST



(PART 27)


RADIATED EMISSION TEST





A D T

### ERP POWER TEST





A D T

### EIRP POWER TEST

