

Test Laboratory: The name of your organization

## 1\_Left head

**DUT: High Tech Computer, Corp.; Type: PH10A; Serial: N/A**

**Ambient temperature = 23.5 deg. C; Liquid temperature = 22.0 deg. C**

Communication System: DCS 1900; Frequency: 1880 MHz; Duty Cycle: 1:8

Medium parameters used:  $f = 1880$  MHz;  $\sigma = 1.43$  mho/m;  $\epsilon_r = 39.6$ ;  $\rho = 1000$  kg/m<sup>3</sup>

Phantom section: Left Section

Measurement Standard: DASY4 (High Precision Assessment)

DASY4 Configuration:

- Probe: ES3DV2 - SN3021; ConvF(5.1, 5.1, 5.1); Calibrated: 7/29/2003
- Sensor-Surface: 4mm (Mechanical Surface Detection)
- Electronics: DAE3 Sn500; Calibrated: 12/23/2003
- Phantom: SAM 1; Type: SAM 1; Serial: 1185
- Measurement SW: DASY4, V4.2 Build 37; Postprocessing SW: SEMCAD, V1.8 Build 109

**Tilted Position; M\_ch/Area Scan (7x11x1):** Measurement grid: dx=15mm, dy=15mm

Reference Value = 14.1 V/m; Power Drift = -0.1 dB

Maximum value of SAR (measured) = 0.236 mW/g

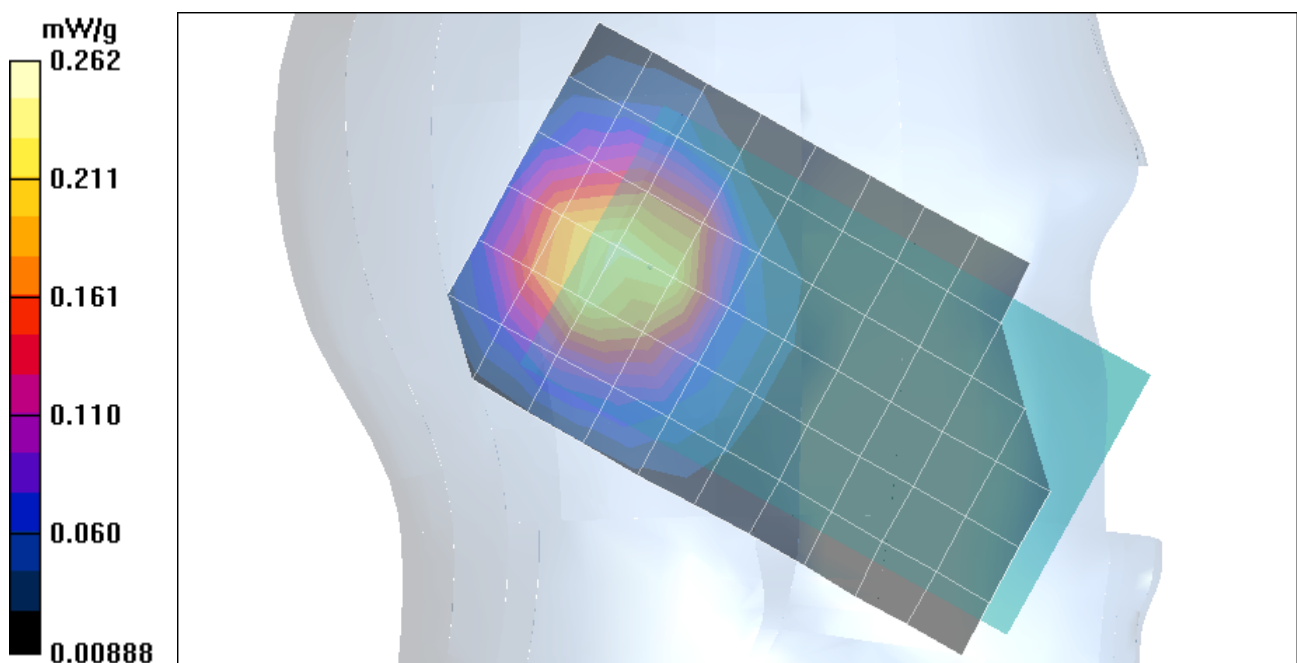
**Tilted Position; M\_ch/Zoom Scan (5x5x7)/Cube 0:** Measurement grid: dx=7.5mm, dy=7.5mm, dz=5mm

Reference Value = 14.1 V/m; Power Drift = -0.1 dB

Maximum value of SAR (measured) = 0.262 mW/g

Peak SAR (extrapolated) = 0.380 W/kg

**SAR(1 g) = 0.238 mW/g; SAR(10 g) = 0.144 mW/g**



Test Laboratory: The name of your organization

## 1\_Left head

**DUT: High Tech Computer, Corp.; Type: PH10A; Serial: N/A**

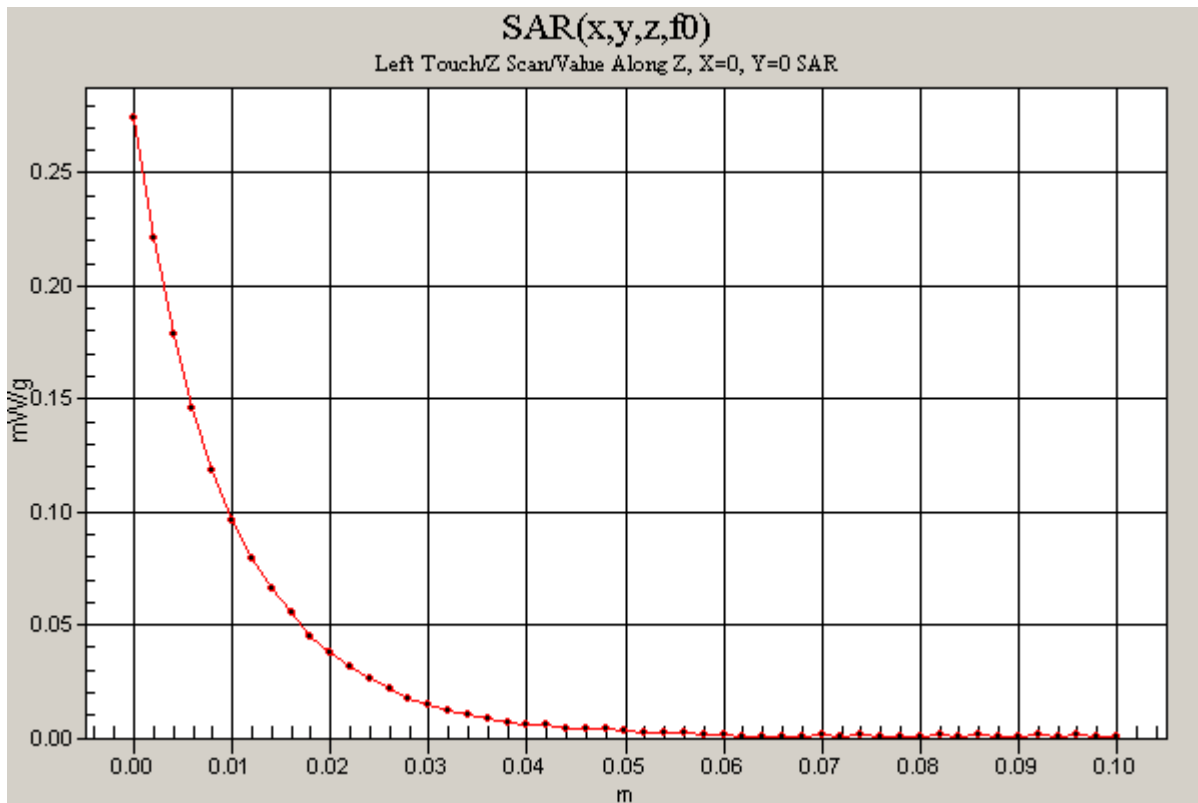
DASY4 Configuration:

- Probe: ES3DV2 - SN3021; ConvF(5.1, 5.1, 5.1); Calibrated: 7/29/2003
- Sensor-Surface: 0mm (Fix Surface)
- Electronics: DAE3 Sn500; Calibrated: 12/23/2003
- Phantom: SAM 1; Type: SAM 1; Serial: 1185
- Measurement SW: DASY4, V4.2 Build 37; Postprocessing SW: SEMCAD, V1.8 Build 109

**Tilted Position; M\_ch/Z Scan (1x1x51):** Measurement grid: dx=20mm, dy=20mm, dz=2mm

Reference Value = 14.1 V/m; Power Drift = -0.1 dB

Maximum value of SAR (measured) = 0.274 mW/g



Test Laboratory: The name of your organization

## 2\_Right Tilt

**DUT: High Tech Computer, Corp.; Type: PH10A; Serial: N/A**

**Ambient temperature = 23.5 deg. C; Liquid temperature = 22.0 deg. C**

Communication System: DCS 1900; Frequency: 1880 MHz; Duty Cycle: 1:8

Medium parameters used:  $f = 1880$  MHz;  $\sigma = 1.43$  mho/m;  $\epsilon_r = 39.6$ ;  $\rho = 1000$  kg/m<sup>3</sup>

Phantom section: Right Section

Measurement Standard: DAS4 (High Precision Assessment)

DASY4 Configuration:

- Probe: ES3DV2 - SN3021; ConvF(5.1, 5.1, 5.1); Calibrated: 7/29/2003
- Sensor-Surface: 4mm (Mechanical Surface Detection)
- Electronics: DAE3 Sn500; Calibrated: 12/23/2003
- Phantom: SAM 1; Type: SAM 1; Serial: 1185
- Measurement SW: DAS4, V4.2 Build 37; Postprocessing SW: SEMCAD, V1.8 Build 109

**Tilted Position; M\_ch/Area Scan (7x10x1):** Measurement grid: dx=15mm, dy=15mm

Reference Value = 12.8 V/m; Power Drift = 0.0 dB

Maximum value of SAR (measured) = 0.228 mW/g

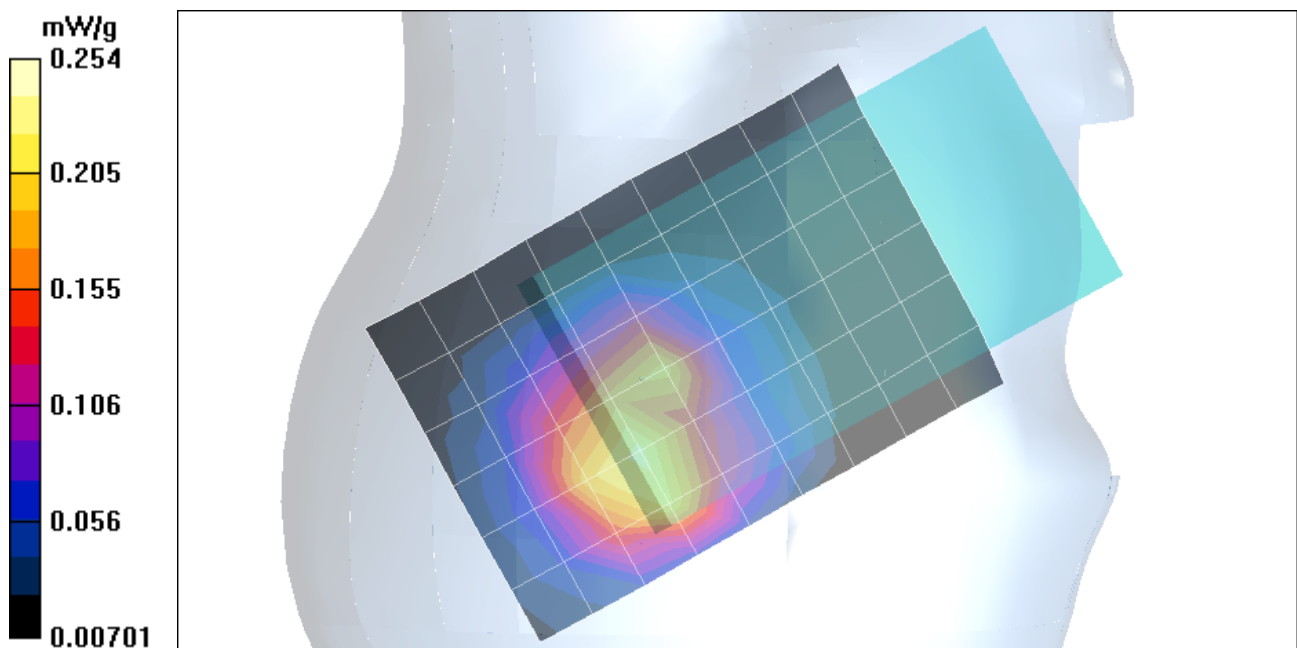
**Tilted Position; M\_ch/Zoom Scan (5x5x7)/Cube 0:** Measurement grid: dx=7.5mm, dy=7.5mm, dz=5mm

Reference Value = 12.8 V/m; Power Drift = 0.0 dB

Maximum value of SAR (measured) = 0.254 mW/g

Peak SAR (extrapolated) = 0.379 W/kg

**SAR(1 g) = 0.222 mW/g; SAR(10 g) = 0.128 mW/g**



Test Laboratory: The name of your organization

## 2\_Right Tilt

**DUT: High Tech Computer, Corp.; Type: PH10A; Serial: N/A**

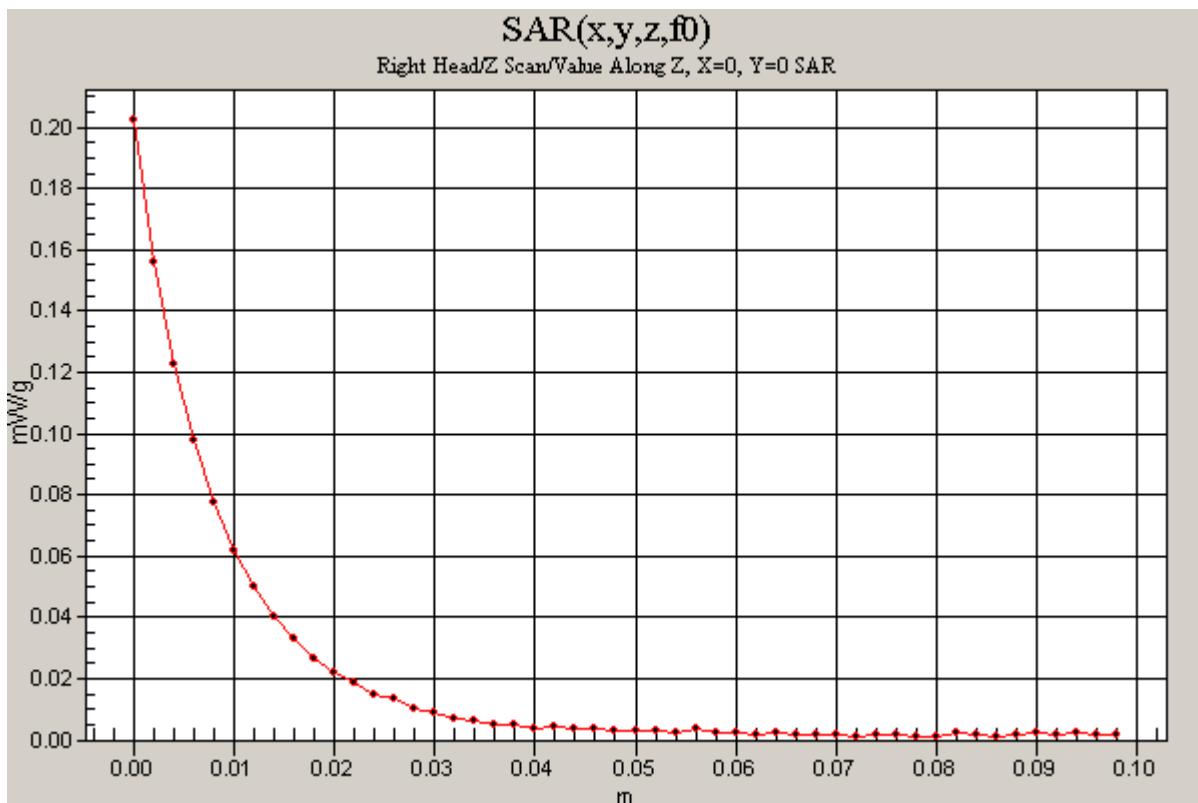
DASY4 Configuration:

- Probe: ES3DV2 - SN3021; ConvF(5.1, 5.1, 5.1); Calibrated: 7/29/2003
- Sensor-Surface: 0mm (Fix Surface)
- Electronics: DAE3 Sn500; Calibrated: 12/23/2003
- Phantom: SAM 1; Type: SAM 1; Serial: 1185
- Measurement SW: DASY4, V4.2 Build 37; Postprocessing SW: SEMCAD, V1.8 Build 109

**Tilted Position; M\_ch/Z Scan (1x1x51):** Measurement grid: dx=20mm, dy=20mm, dz=2mm

Reference Value = 12.8 V/m; Power Drift = 0.0 dB

Maximum value of SAR (measured) = 0.202 mW/g



Test Laboratory: The name of your organization

### 3\_Body Worn

**DUT: High Tech Computer, Corp.; Type: PH10A; Serial: N/A**

**Ambient temperature = 23.5 deg. C; Liquid temperature = 22.0 deg. C**

Communication System: DCS 1900; Frequency: 1880 MHz; Duty Cycle: 1:4

Medium parameters used:  $f = 1880$  MHz;  $\sigma = 1.54$  mho/m;  $\epsilon_r = 53.7$ ;  $\rho = 1000$  kg/m<sup>3</sup>

Phantom section: Flat Section

Measurement Standard: DAS4 (High Precision Assessment)

DASY4 Configuration:

- Probe: ES3DV2 - SN3021; ConvF(4.8, 4.8, 4.8); Calibrated: 7/29/2003
- Sensor-Surface: 4mm (Mechanical Surface Detection)
- Electronics: DAE3 Sn500; Calibrated: 12/23/2003
- Phantom: SAM 2; Type: SAM 2; Serial: 1050
- Measurement SW: DAS4, V4.2 Build 37; Postprocessing SW: SEMCAD, V1.8 Build 109

**M\_ch/Area Scan (7x12x1):** Measurement grid: dx=15mm, dy=15mm

Reference Value = 7.18 V/m; Power Drift = -0.13 dB

Maximum value of SAR (measured) = 0.768 mW/g

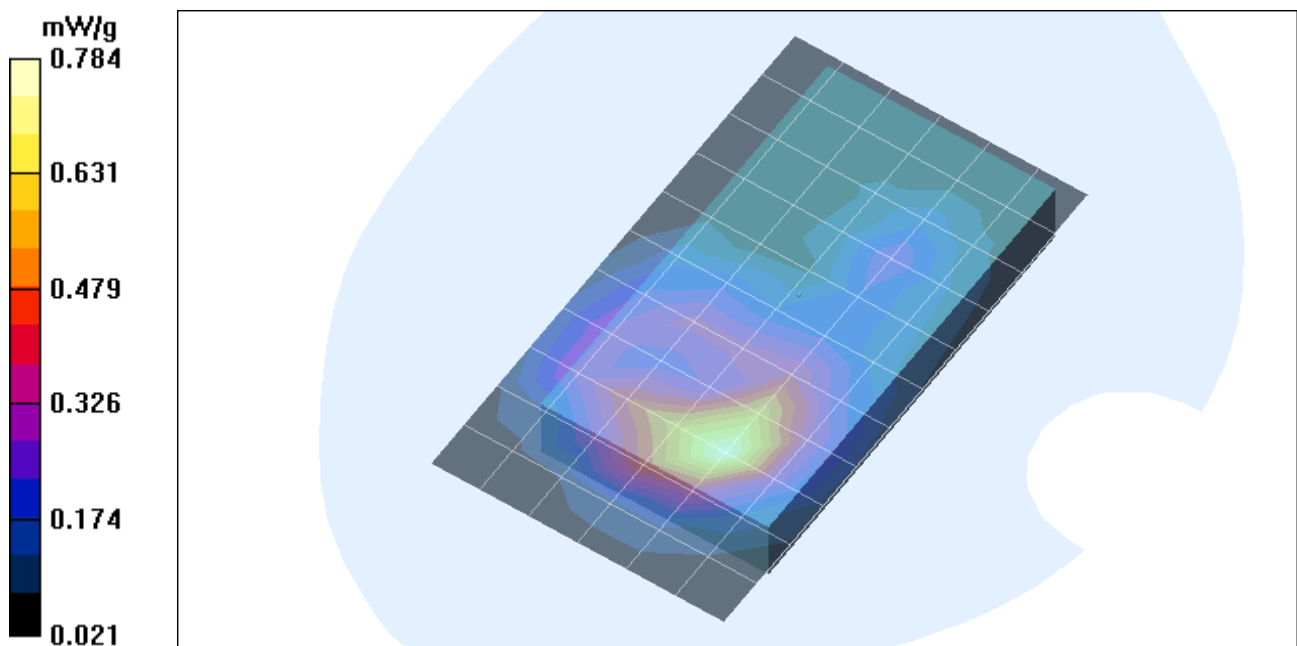
**M\_ch/Zoom Scan (5x5x7)/Cube 0:** Measurement grid: dx=7.5mm, dy=7.5mm, dz=5mm

Reference Value = 7.18 V/m; Power Drift = -0.13 dB

Maximum value of SAR (measured) = 0.784 mW/g

Peak SAR (extrapolated) = 1.13 W/kg

**SAR(1 g) = 0.723 mW/g; SAR(10 g) = 0.418 mW/g**



Test Laboratory: The name of your organization

### 3\_Body Worn

DUT: High Tech Computer, Corp.; Type: PH10A; Serial: N/A

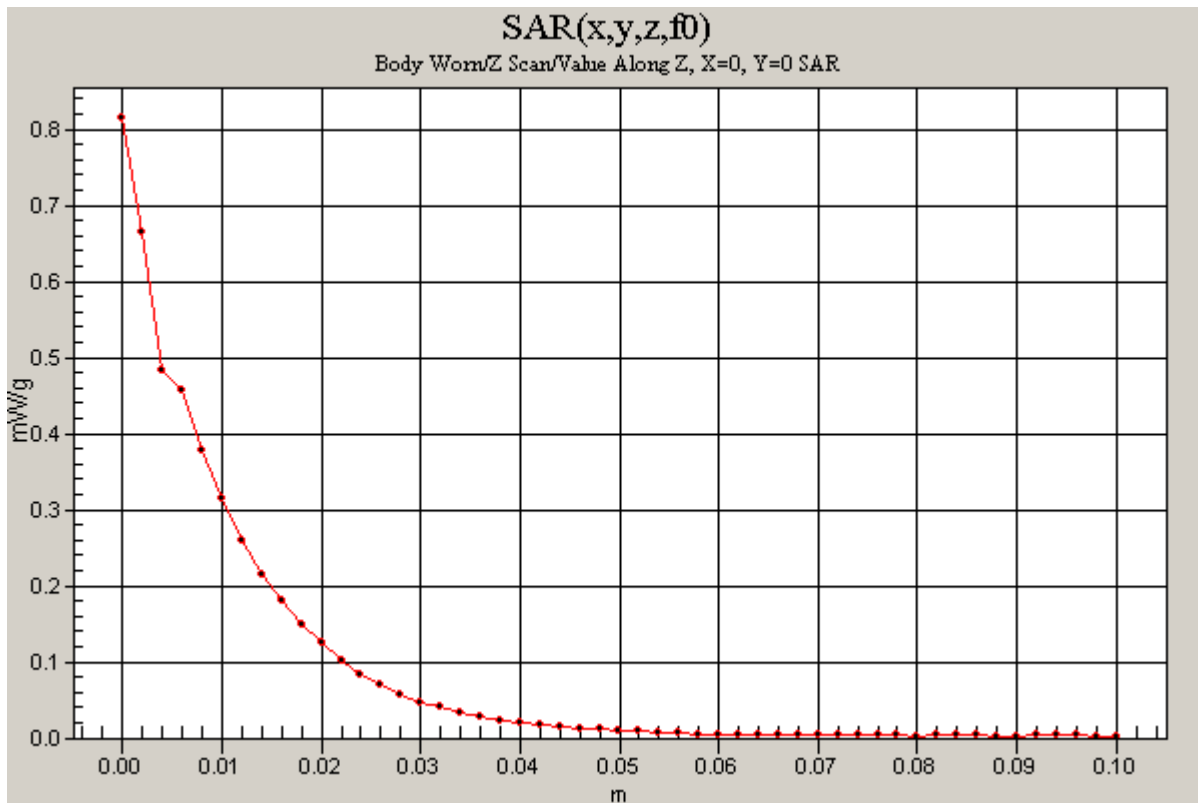
DASY4 Configuration:

- Probe: ES3DV2 - SN3021; ConvF(4.8, 4.8, 4.8); Calibrated: 7/29/2003
- Sensor-Surface: 0mm (Fix Surface)
- Electronics: DAE3 Sn500; Calibrated: 12/23/2003
- Phantom: SAM 2; Type: SAM 2; Serial: 1050
- Measurement SW: DASY4, V4.2 Build 37; Postprocessing SW: SEMCAD, V1.8 Build 109

**M\_ch/Z Scan (1x1x51):** Measurement grid: dx=20mm, dy=20mm, dz=2mm

Reference Value = 7.18 V/m; Power Drift = -0.14 dB

Maximum value of SAR (measured) = 0.815 mW/g



Test Laboratory: The name of your organization

### 3\_Body Worn

**DUT: High Tech Computer, Corp.; Type: PH10A; Serial: N/A**

**Ambient temperature = 23.5 deg. C; Liquid temperature = 22.0 deg. C**

Communication System: DCS 1900; Frequency: 1880 MHz; Duty Cycle: 1:4

Medium parameters used:  $f = 1880$  MHz;  $\sigma = 1.54$  mho/m;  $\epsilon_r = 53.7$ ;  $\rho = 1000$  kg/m<sup>3</sup>

Phantom section: Flat Section

Measurement Standard: DASY4 (High Precision Assessment)

DASY4 Configuration:

- Probe: ES3DV2 - SN3021; ConvF(4.8, 4.8, 4.8); Calibrated: 7/29/2003
- Sensor-Surface: 4mm (Mechanical Surface Detection)
- Electronics: DAE3 Sn500; Calibrated: 12/23/2003
- Phantom: SAM 2; Type: SAM 2; Serial: 1050
- Measurement SW: DASY4, V4.2 Build 37; Postprocessing SW: SEMCAD, V1.8 Build 109

**Co-location; M\_ch 2/Area Scan (7x12x1):** Measurement grid: dx=15mm, dy=15mm

Reference Value = 7.3 V/m; Power Drift = -0.13 dB

Maximum value of SAR (measured) = 0.800 mW/g

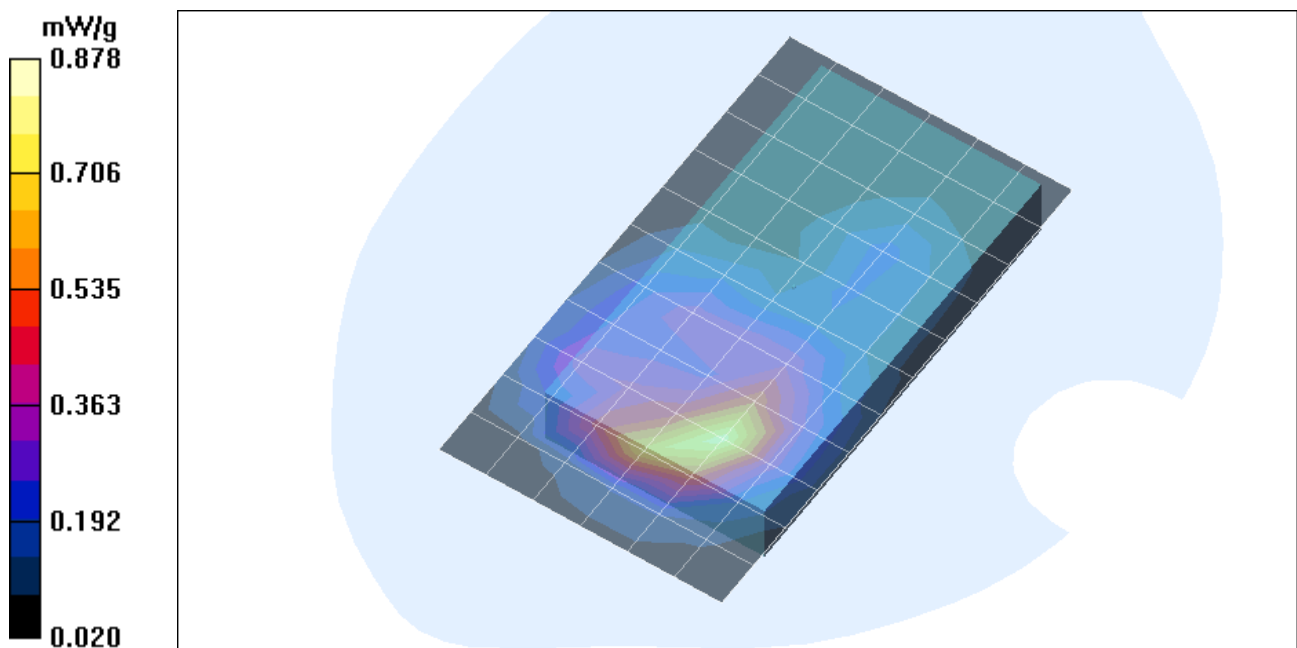
**Co-location; M\_ch 2/Zoom Scan (5x5x7)/Cube 0:** Measurement grid: dx=7.5mm, dy=7.5mm, dz=5mm

Reference Value = 7.3 V/m; Power Drift = -0.13 dB

Maximum value of SAR (measured) = 0.878 mW/g

Peak SAR (extrapolated) = 1.26 W/kg

**SAR(1 g) = 0.802 mW/g; SAR(10 g) = 0.457 mW/g**



Test Laboratory: The name of your organization

### 3\_Body Worn

**DUT: High Tech Computer, Corp.; Type: PH10A; Serial: N/A**

DASY4 Configuration:

- Probe: ES3DV2 - SN3021; ConvF(4.8, 4.8, 4.8); Calibrated: 7/29/2003
- Sensor-Surface: 0mm (Fix Surface)
- Electronics: DAE3 Sn500; Calibrated: 12/23/2003
- Phantom: SAM 2; Type: SAM 2; Serial: 1050
- Measurement SW: DASY4, V4.2 Build 37; Postprocessing SW: SEMCAD, V1.8 Build 109

**Co-location; M\_ch 2/Z Scan (1x1x51):** Measurement grid: dx=20mm, dy=20mm, dz=2mm

Reference Value = 7.3 V/m; Power Drift = -0.13 dB

Maximum value of SAR (measured) = 0.912 mW/g

