

PHOTOGRAPHS OF THE TEST CONFIGURATION

For Wireless Function

CONDUCTED EMISSION TEST

Test Mode A



Test Mode B





Test Mode C





Test Mode E





RADIATED EMISSION TEST
Test Mode A





Test Mode B



Test Mode C



Test Mode D



Test Mode E



For Bluetooth Function
CONDUCTED EMISSION TEST

Test Mode A



Test Mode B





Test Mode C





Test Mode E





RADIATED EMISSION TEST
Test Mode A





Test Mode B




Test Mode C



Test Mode D




Test Mode E




SAR Test Setup Photos

A. LEFT HEAD POSITION:



B. RIGHT HEAD POSITION:



C. BODY POSITION:

