



APPENDIX A: TEST DATA

Liquid Level Photo

HSL 835MHz D=152mm



MSL 835MHz D=150mm



HSL 1900MHz D=155mm



MSL 1900MHz D=151mm



HSL 1900MHz D=150mm



MSL 1900MHz D=152mm



HSL 2450MHz D=150mm



MSL 2450MHz D=155mm



Test Laboratory: Advance Data Technology

Right Head-Cheek-GSM850-CH251-Mode 1

DUT: Pocket PC Phone ; Type: HERM100 ; Test Frequency: 848.8 MHz

Communication System: PCS 850 ; Frequency: 848.8 MHz ; Duty Cycle: 1:8.3

Medium: HSL835 Medium parameters used: $f = 848.8 \text{ MHz}$; $\sigma = 0.9 \text{ mho/m}$; $\epsilon_r = 41.3$; $\rho = 1000 \text{ kg/m}^3$;

Liquid level: 152 mm

Phantom section: Right Section ; DUT test position : Cheek ; Modulation type: GMSK

Antenna type : monopole Antenna ; Air temp. : 22.8 degrees ; Liquid temp. : 21.9 degrees

DASY4 Configuration:

- Probe: ET3DV6 - SN1687; ConvF(6.34, 6.34, 6.34) ; Calibrated: 2005/9/15
- Sensor-Surface: 4mm (Mechanical Surface Detection)
- Electronics: DAE3 Sn579; Calibrated: 2006/3/15
- Phantom: SAM 12; Type: SAM V4.0; Serial: TP 1202
- Measurement SW: DASY4, V4.7 Build 44; Postprocessing SW: SEMCAD, V1.8 Build 171

Touch position - High Channel 251/Area Scan (7x10x1): Measurement grid: dx=15mm, dy=15mm

Maximum value of SAR (measured) = 0.370 mW/g


Touch position - High Channel 251/Zoom Scan (7x7x7) (7x7x7)/Cube 0: Measurement grid: dx=5mm, dy=5mm, dz=5mm

Reference Value = 16.5 V/m

Peak SAR (extrapolated) = 0.498 W/kg

SAR(1 g) = 0.348 mW/g; SAR(10 g) = 0.249 mW/g

Maximum value of SAR (measured) = 0.369 mW/g



Test Laboratory: Advance Data Technology

Body Worn-Keypad Down-GPRS850-CH251-Mode 2

DUT: Pocket PC Phone ; Type: HERM100 ; Test Frequency: 848.8 MHz

Communication System: PCS 850 ; Frequency: 848.8 MHz ; Duty Cycle: 1:4
 Medium: MSL835 Medium parameters used: $f = 848.8 \text{ MHz}$; $\sigma = 0.95 \text{ mho/m}$; $\epsilon_r = 53.9$; $\rho = 1000 \text{ kg/m}^3$; Liquid Level : 150 mm
 Phantom section: Flat Section ; DUT test position : Body ; Modulation Type: GMSK / UL 2 time slots
 Separation Distance : 0 mm (The bottom side of the EUT to the Phantom)
 Antenna Type : monopole Antenna ; Air Temp. : 22.2 degrees ; Liquid Temp. : 21.1 degrees

DASY4 Configuration:

- Probe: ET3DV6 - SN1687 ; ConvF(6.21, 6.21, 6.21) ; Calibrated: 2005/9/15
- Sensor-Surface: 4mm (Mechanical Surface Detection)
- Electronics: DAE3 Sn579 ; Calibrated: 2006/3/15
- Phantom: SAM 12 ; Type: SAM V4.0; Serial: TP 1202
- Measurement SW: DASY4, V4.7 Build 44 ; Postprocessing SW: SEMCAD, V1.8 Build 171

High Channel 251/Area Scan (7x10x1): Measurement grid: $dx=15\text{mm}$, $dy=15\text{mm}$
 Maximum value of SAR (measured) = 0.593 mW/g

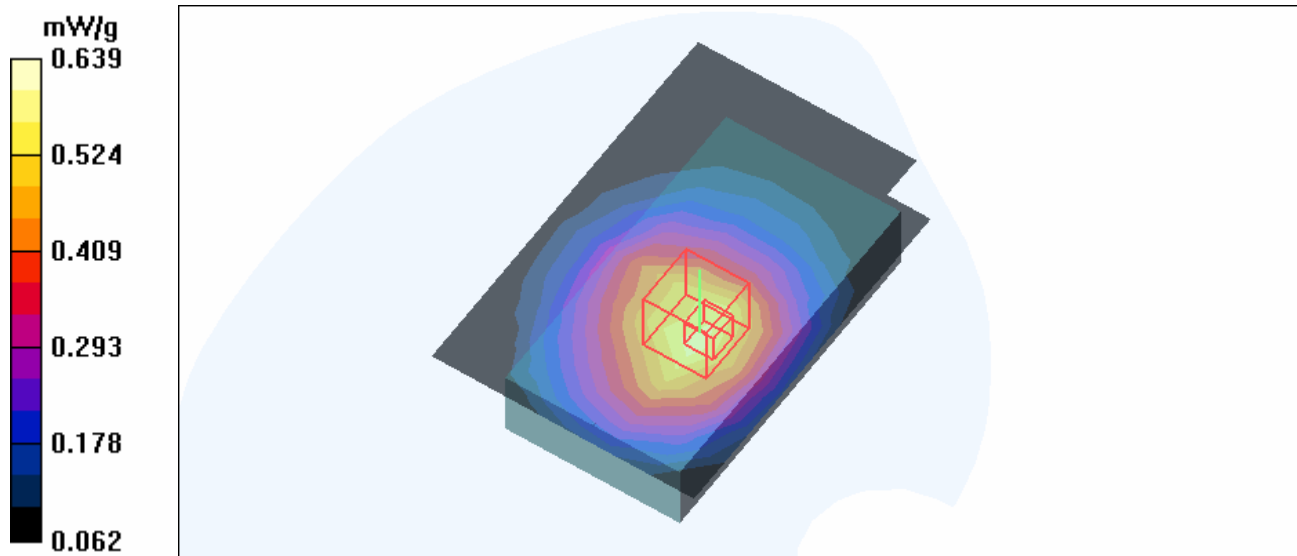
High Channel 251/Zoom Scan (7x7x7) (7x7x7)/Cube 0: Measurement grid: $dx=5\text{mm}$, $dy=5\text{mm}$, $dz=5\text{mm}$

Reference Value = 15.8 V/m

Peak SAR (extrapolated) = 0.852 W/kg

SAR(1 g) = 0.599 mW/g; SAR(10 g) = 0.415 mW/g

Maximum value of SAR (measured) = 0.639 mW/g



Test Laboratory: Advance Data Technology

Left Head-Tilt-PCS1900-CH512-Mode 3

DUT: Pocket PC Phone ; Type: HERM100 ; Test Frequency: 1850.2 MHz

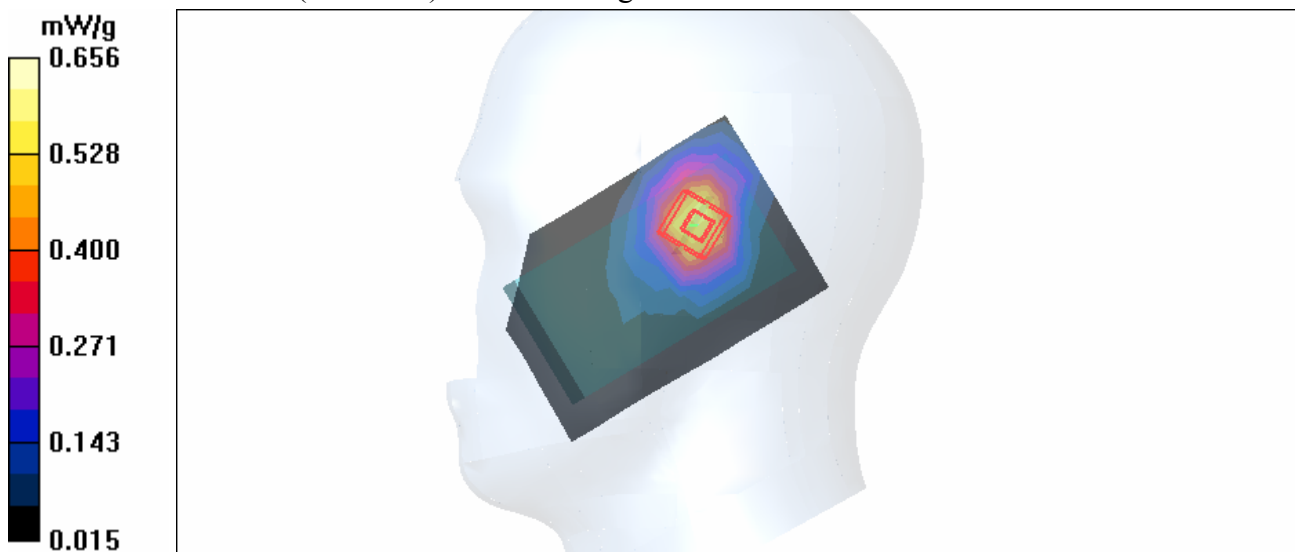
Communication System: PCS 1900 ; Frequency: 1850.2 MHz; Duty Cycle: 1:8.3
 Medium: HSL1900 Medium parameters used: $f = 1850.2$ MHz; $\sigma = 1.35$ mho/m; $\epsilon_r = 40.9$; $\rho = 1000$ kg/m³ ; Liquid level: 155 mm
 Phantom section: Left Section ; DUT test position : Tilt ; Modulation type: GMSK
 Antenna type : monopole Antenna ; Air temp. : 22.5 degrees ; Liquid temp. : 21.3 degrees

DASY4 Configuration:

- Probe: ET3DV6 - SN1687 ; ConvF(4.96, 4.96, 4.96) ; Calibrated: 2005/9/15
- Sensor-Surface: 4mm (Mechanical Surface Detection)
- Electronics: DAE3 Sn579; Calibrated: 2006/3/15
- Phantom: SAM 12; Type: SAM V4.0; Serial: TP 1202
- Measurement SW: DASY4, V4.7 Build 44; Postprocessing SW: SEMCAD, V1.8 Build 171

Tilt position - Low Channel 512/Area Scan (7x10x1): Measurement grid: dx=15mm, dy=15mm
 Maximum value of SAR (measured) = 0.569 mW/g

Tilt position - Low Channel 512/Zoom Scan (7x7x7) (7x7x7)/Cube 0: Measurement grid:
 dx=5mm, dy=5mm, dz=5mm
 Reference Value = 17.9 V/m
 Peak SAR (extrapolated) = 1.02 W/kg
SAR(1 g) = 0.593 mW/g; SAR(10 g) = 0.338 mW/g
 Maximum value of SAR (measured) = 0.656 mW/g



Test Laboratory: Advance Data Technology

Body Worn-Keypad Down-GPRS1900-CH512-Mode 4

DUT: Pocket PC Phone ; Type: HERM100 ; Test Frequency: 1850.2 MHz

Communication System: PCS 1900 ; Frequency: 1850.2 MHz ; Duty Cycle: 1:4

Medium: MSL1900 Medium parameters used: $f = 1850.2$ MHz; $\sigma = 1.5$ mho/m; $\epsilon_r = 54.5$; $\rho = 1000$ kg/m³ ; Liquid Level : 151 mm

Phantom section: Flat Section ; DUT test position : Body ; Modulation Type: GMSK / UL 2 time slots
Separation Distance : 0 mm (The bottom side of the EUT to the Phantom)

Antenna Type : monopole Antenna ; Air Temp. : 22.7 degrees ; Liquid Temp. : 21.7 degrees

DASY4 Configuration:

- Probe: ET3DV6 - SN1687 ; ConvF(4.39, 4.39, 4.39) ; Calibrated: 2005/9/15
- Sensor-Surface: 4mm (Mechanical Surface Detection)
- Electronics: DAE3 Sn579 ; Calibrated: 2006/3/15
- Phantom: SAM 12 ; Type: SAM V4.0; Serial: TP 1202
- Measurement SW: DASY4, V4.7 Build 44 ; Postprocessing SW: SEMCAD, V1.8 Build 171

Low Channel 512/Area Scan (7x10x1): Measurement grid: dx=15mm, dy=15mm

Maximum value of SAR (measured) = 0.472 mW/g

Low Channel 512/Zoom Scan (7x7x7) (7x7x7)/Cube 0: Measurement grid: dx=5mm, dy=5mm, dz=5mm

Reference Value = 16.3 V/m

Peak SAR (extrapolated) = 0.766 W/kg

SAR(1 g) = 0.443 mW/g; SAR(10 g) = 0.287 mW/g

Maximum value of SAR (measured) = 0.473 mW/g

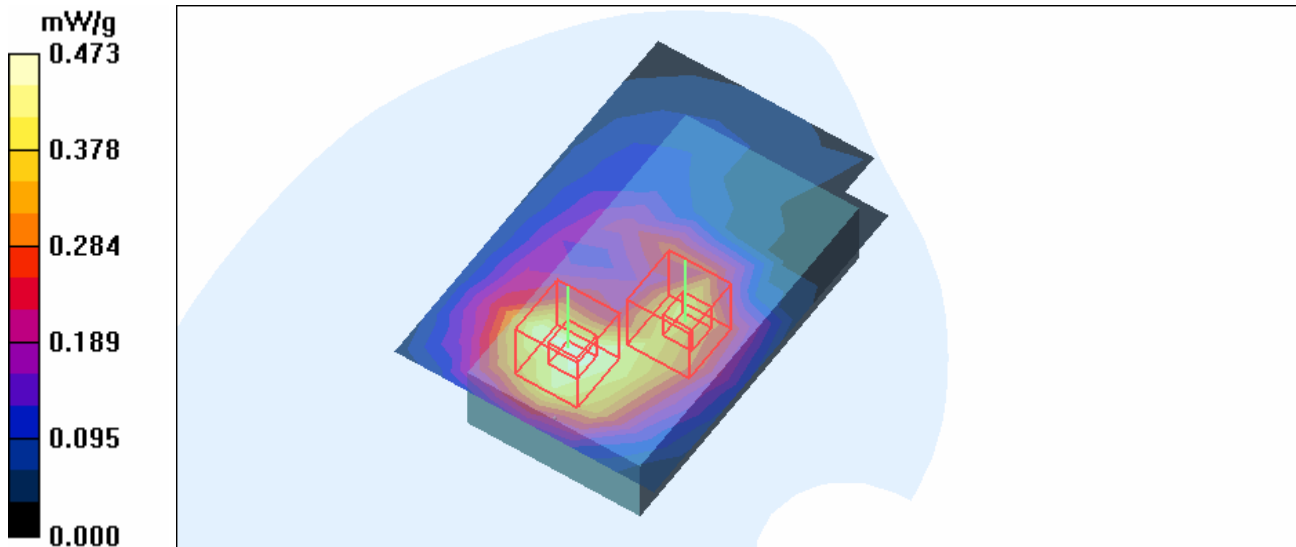
Low Channel 512/Zoom Scan (7x7x7) (7x7x7)/Cube 1: Measurement grid: dx=5mm, dy=5mm, dz=5mm

Reference Value = 17.8 V/m

Peak SAR (extrapolated) = 0.741 W/kg

SAR(1 g) = 0.414 mW/g; SAR(10 g) = 0.235 mW/g

Maximum value of SAR (measured) = 0.470 mW/g



Test Laboratory: Advance Data Technology

Right Head-Cheek-WCDMA1900-CH9262-Mode 5

DUT: Pocket PC Phone ; Type: HERM100 ; Test Frequency: 1852.4 MHz

Communication System: WCDMA1900 ; Frequency: 1852.4 MHz ; Duty Cycle: 1:1
 Medium: HSL1900 Medium parameters used: $f = 1852.4$ MHz; $\sigma = 1.35$ mho/m; $\epsilon_r = 40.9$; $\rho = 1000$ kg/m³ ; Liquid level: 155 mm
 Phantom section: Right Section ; DUT test position : Cheek ; Modulation type: BPSK
 Antenna type : monopole Antenna ; Air temp. : 22.5 degrees ; Liquid temp. : 21.3 degrees

DASY4 Configuration:

- Probe: ET3DV6 - SN1687; ConvF(4.96, 4.96, 4.96) ; Calibrated: 2005/9/15
- Sensor-Surface: 4mm (Mechanical Surface Detection)
- Electronics: DAE3 Sn579; Calibrated: 2006/3/15
- Phantom: SAM 12; Type: SAM V4.0; Serial: TP 1202
- Measurement SW: DASY4, V4.7 Build 44; Postprocessing SW: SEMCAD, V1.8 Build 171

Touch position - Low Channel 9262/Area Scan (7x10x1): Measurement grid: dx=15mm, dy=15mm

Maximum value of SAR (measured) = 0.672 mW/g

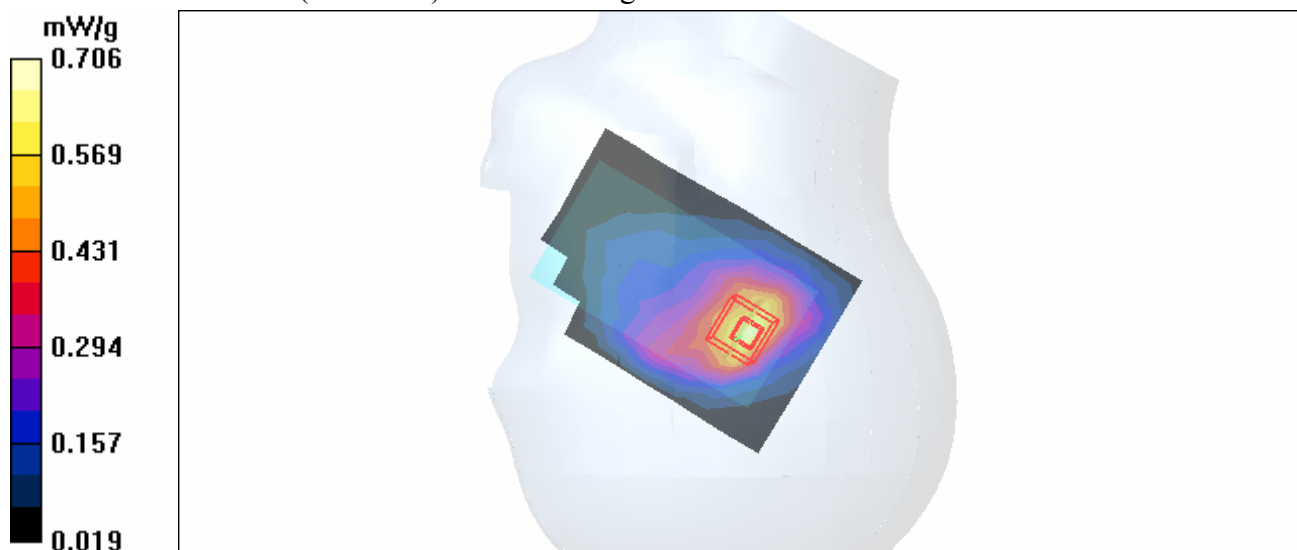
Touch position - Low Channel 9262/Zoom Scan (7x7x7) (7x7x7)/Cube 0: Measurement grid: dx=5mm, dy=5mm, dz=5mm

Reference Value = 24.9 V/m

Peak SAR (extrapolated) = 0.994 W/kg

SAR(1 g) = 0.644 mW/g; SAR(10 g) = 0.384 mW/g

Maximum value of SAR (measured) = 0.706 mW/g



Test Laboratory: Advance Data Technology

Right Head-Cheek-WCDMA1900-CH9400-Mode 5

DUT: Pocket PC Phone ; Type: HERM100 ; Test Frequency: 1880 MHz

Communication System: WCDMA1900 ; Frequency: 1880 MHz ; Duty Cycle: 1:1

Medium: HSL1900 Medium parameters used: $f = 1880 \text{ MHz}$; $\sigma = 1.38 \text{ mho/m}$; $\epsilon_r = 40.8$; $\rho = 1000 \text{ kg/m}^3$;

Liquid level: 155 mm

Phantom section: Right Section ; DUT test position : Cheek ; Modulation type: BPSK

Antenna type : monopole Antenna ; Air temp. : 22.5 degrees ; Liquid temp. : 21.3 degrees

DASY4 Configuration:

- Probe: ET3DV6 - SN1687; ConvF(4.96, 4.96, 4.96) ; Calibrated: 2005/9/15

- Sensor-Surface: 4mm (Mechanical Surface Detection)

- Electronics: DAE3 Sn579; Calibrated: 2006/3/15

- Phantom: SAM 12; Type: SAM V4.0; Serial: TP 1202

- Measurement SW: DASY4, V4.7 Build 44; Postprocessing SW: SEMCAD, V1.8 Build 171

Touch position - Mid Channel 9400/Area Scan (7x10x1): Measurement grid: $dx=15\text{mm}$, $dy=15\text{mm}$

Maximum value of SAR (measured) = 0.645 mW/g

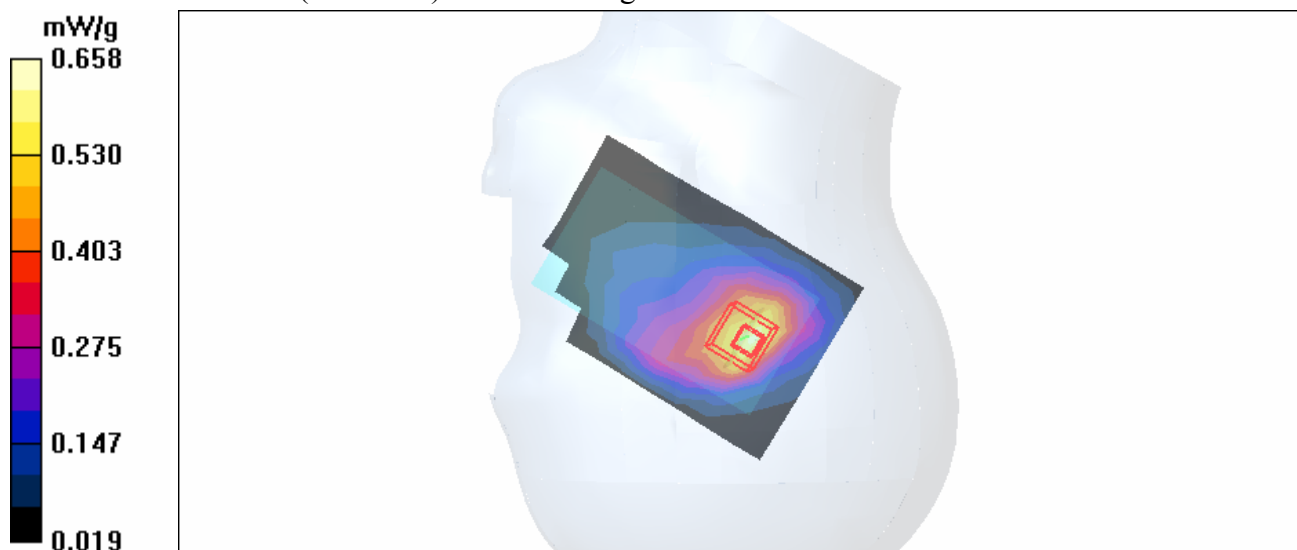
Touch position - Mid Channel 9400/Zoom Scan (7x7x7) (7x7x7)/Cube 0: Measurement grid: $dx=5\text{mm}$, $dy=5\text{mm}$, $dz=5\text{mm}$

Reference Value = 23.8 V/m

Peak SAR (extrapolated) = 0.944 W/kg

SAR(1 g) = 0.593 mW/g; SAR(10 g) = 0.351 mW/g

Maximum value of SAR (measured) = 0.658 mW/g



Test Laboratory: Advance Data Technology

Right Head-Cheek-WCDMA1900-CH9538-Mode 5

DUT: Pocket PC Phone ; Type: HERM100 ; Test Frequency: 1907.6 MHz

Communication System: WCDMA1900 ; Frequency: 1907.6 MHz ; Duty Cycle: 1:1
 Medium: HSL1900 Medium parameters used: $f = 1907.6 \text{ MHz}$; $\sigma = 1.42 \text{ mho/m}$; $\epsilon_r = 40.7$; $\rho = 1000 \text{ kg/m}^3$; Liquid level: 155 mm
 Phantom section: Right Section ; DUT test position : Cheek ; Modulation type: BPSK
 Antenna type : monopole Antenna ; Air temp. : 22.5 degrees ; Liquid temp. : 21.3 degrees

DASY4 Configuration:

- Probe: ET3DV6 - SN1687; ConvF(4.96, 4.96, 4.96) ; Calibrated: 2005/9/15
- Sensor-Surface: 4mm (Mechanical Surface Detection)
- Electronics: DAE3 Sn579; Calibrated: 2006/3/15
- Phantom: SAM 12; Type: SAM V4.0; Serial: TP 1202
- Measurement SW: DASY4, V4.7 Build 44; Postprocessing SW: SEMCAD, V1.8 Build 171

Touch position - High Channel 9538/Area Scan (7x10x1): Measurement grid: dx=15mm, dy=15mm

Maximum value of SAR (measured) = 0.679 mW/g

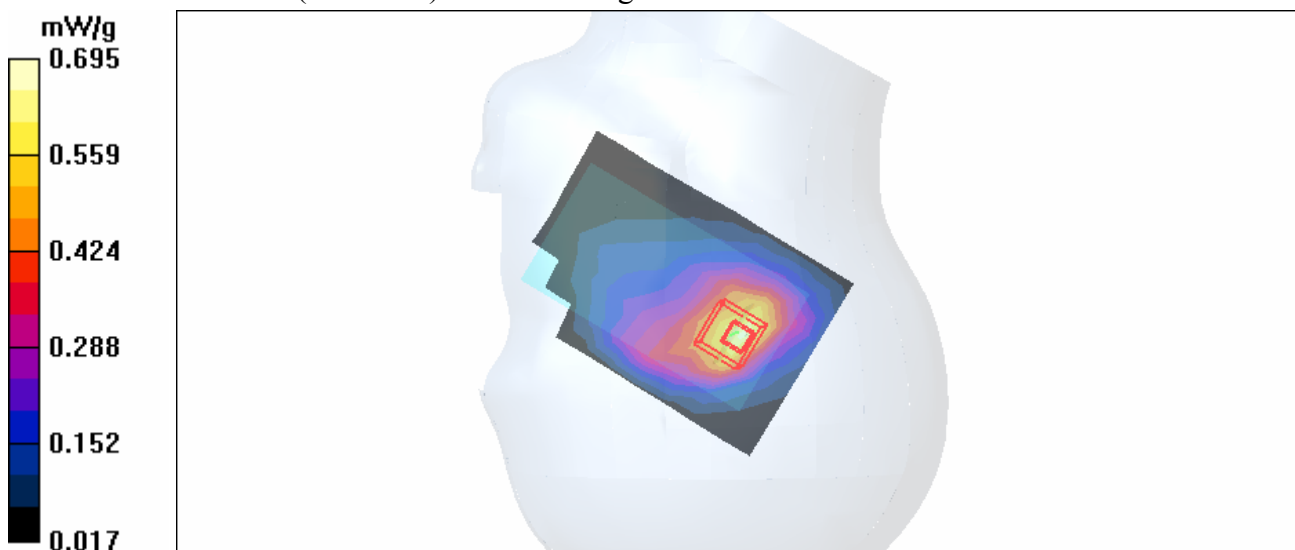
Touch position - High Channel 9538/Zoom Scan (7x7x7) (7x7x7)/Cube 0: Measurement grid: dx=5mm, dy=5mm, dz=5mm

Reference Value = 24.1 V/m

Peak SAR (extrapolated) = 1.00 W/kg

SAR(1 g) = 0.630 mW/g; SAR(10 g) = 0.369 mW/g

Maximum value of SAR (measured) = 0.695 mW/g



Test Laboratory: Advance Data Technology

Right Head-Tilt-WCDMA1900-CH9262-Mode 6

DUT: Pocket PC Phone ; Type: HERM100 ; Test Frequency: 1852.4 MHz

Communication System: WCDMA1900 ; Frequency: 1852.4 MHz; Duty Cycle: 1:1
 Medium: HSL1900 Medium parameters used: $f = 1852.4$ MHz; $\sigma = 1.35$ mho/m; $\epsilon_r = 40.9$; $\rho = 1000$ kg/m³ ; Liquid level: 155 mm
 Phantom section: Right Section ; DUT test position : Tilt ; Modulation type: BPSK
 Antenna type : monopole Antenna ; Air temp. : 22.5 degrees ; Liquid temp. : 21.3 degrees

DASY4 Configuration:

- Probe: ET3DV6 - SN1687 ; ConvF(4.96, 4.96, 4.96) ; Calibrated: 2005/9/15
- Sensor-Surface: 4mm (Mechanical Surface Detection)
- Electronics: DAE3 Sn579; Calibrated: 2006/3/15
- Phantom: SAM 12; Type: SAM V4.0; Serial: TP 1202
- Measurement SW: DASY4, V4.7 Build 44; Postprocessing SW: SEMCAD, V1.8 Build 171

Tilt position - Low Channel 9262/Area Scan (7x10x1): Measurement grid: dx=15mm, dy=15mm

Maximum value of SAR (measured) = 1.12 mW/g

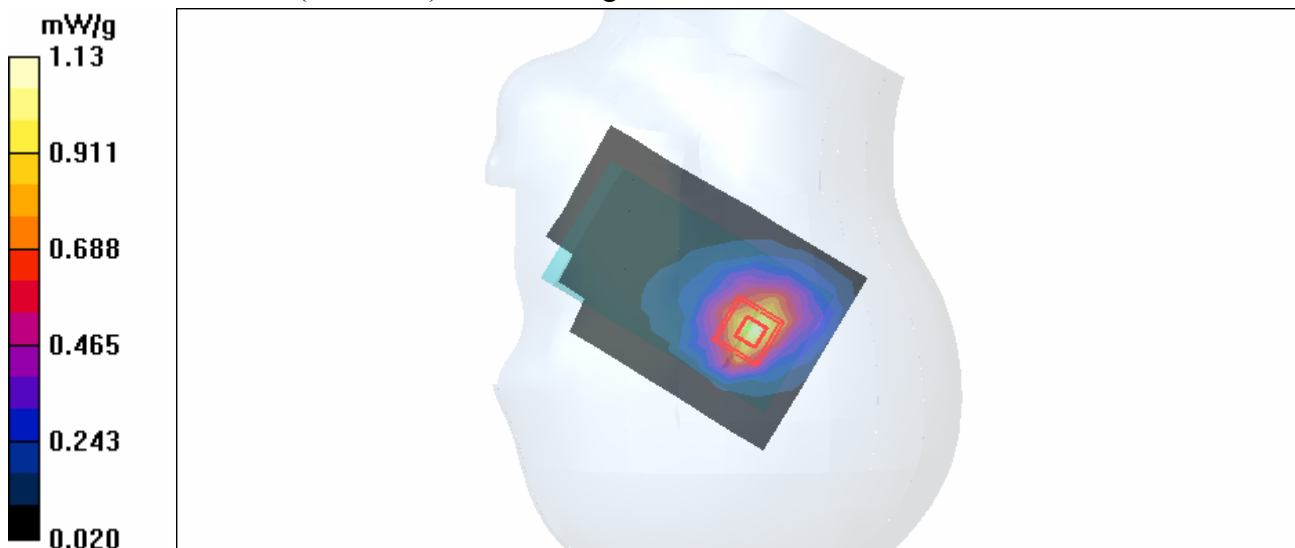
Tilt position - Low Channel 9262/Zoom Scan (7x7x7) (7x7x7)/Cube 0: Measurement grid: dx=5mm, dy=5mm, dz=5mm

Reference Value = 32.8 V/m

Peak SAR (extrapolated) = 1.61 W/kg

SAR(1 g) = 1.02 mW/g; SAR(10 g) = 0.574 mW/g

Maximum value of SAR (measured) = 1.13 mW/g



Test Laboratory: Advance Data Technology

Right Head-Tilt-WCDMA1900-CH9400-Mode 6

DUT: Pocket PC Phone ; Type: HERM100 ; Test Frequency: 1880 MHz

Communication System: WCDMA1900 ; Frequency: 1880 MHz; Duty Cycle: 1:1

Medium: HSL1900 Medium parameters used: $f = 1880 \text{ MHz}$; $\sigma = 1.38 \text{ mho/m}$; $\epsilon_r = 40.8$; $\rho = 1000 \text{ kg/m}^3$;

Liquid level: 155 mm

Phantom section: Right Section ; DUT test position : Tilt ; Modulation type: BPSK

Antenna type : monopole Antenna ; Air temp. : 22.5 degrees ; Liquid temp. : 21.3 degrees

DASY4 Configuration:

- Probe: ET3DV6 - SN1687 ; ConvF(4.96, 4.96, 4.96) ; Calibrated: 2005/9/15
- Sensor-Surface: 4mm (Mechanical Surface Detection)
- Electronics: DAE3 Sn579; Calibrated: 2006/3/15
- Phantom: SAM 12; Type: SAM V4.0; Serial: TP 1202
- Measurement SW: DASY4, V4.7 Build 44; Postprocessing SW: SEMCAD, V1.8 Build 171

Tilt position - Mid Channel 9400/Area Scan (7x10x1): Measurement grid: dx=15mm, dy=15mm

Maximum value of SAR (measured) = 1.00 mW/g

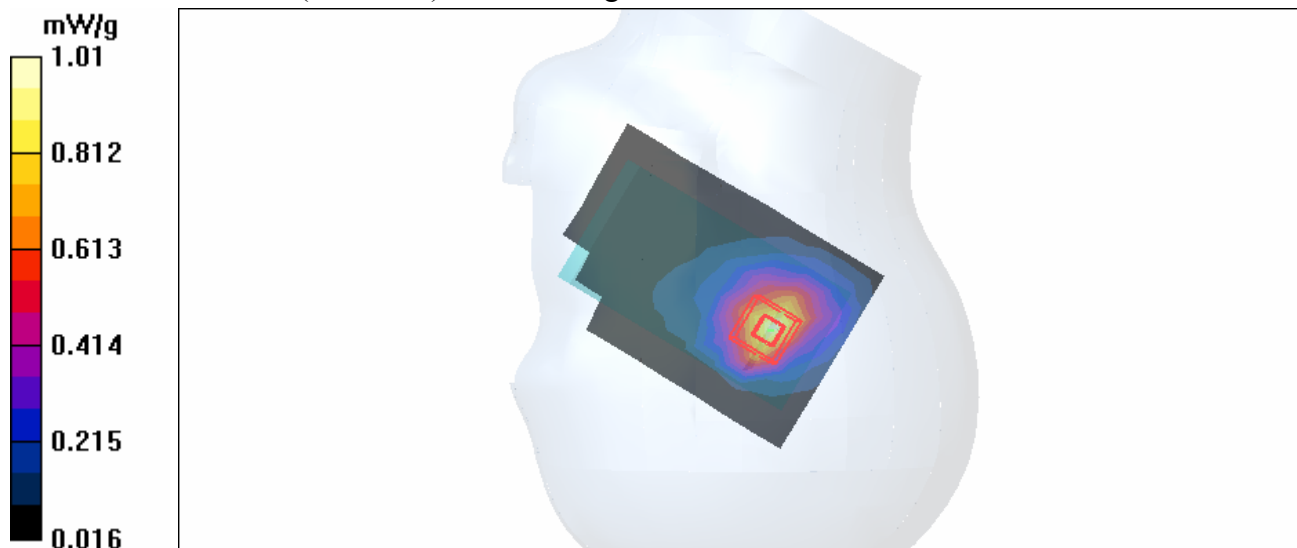
Tilt position - Mid Channel 9400/Zoom Scan (7x7x7) (7x7x7)/Cube 0: Measurement grid: dx=5mm, dy=5mm, dz=5mm

Reference Value = 29.8 V/m

Peak SAR (extrapolated) = 1.48 W/kg

SAR(1 g) = 0.922 mW/g; SAR(10 g) = 0.513 mW/g

Maximum value of SAR (measured) = 1.01 mW/g



Test Laboratory: Advance Data Technology

Right Head-Tilt-WCDMA1900-CH9538-Mode 6

DUT: Pocket PC Phone ; Type: HERM100 ; Test Frequency: 1907.6 MHz

Communication System: WCDMA1900 ; Frequency: 1907.6 MHz; Duty Cycle: 1:1
 Medium: HSL1900 Medium parameters used: $f = 1907.6 \text{ MHz}$; $\sigma = 1.42 \text{ mho/m}$; $\epsilon_r = 40.7$; $\rho = 1000 \text{ kg/m}^3$; Liquid level: 155 mm
 Phantom section: Right Section ; DUT test position : Tilt ; Modulation type: BPSK
 Antenna type : monopole Antenna ; Air temp. : 22.5 degrees ; Liquid temp. : 21.3 degrees

DASY4 Configuration:

- Probe: ET3DV6 - SN1687 ; ConvF(4.96, 4.96, 4.96) ; Calibrated: 2005/9/15
- Sensor-Surface: 4mm (Mechanical Surface Detection)
- Electronics: DAE3 Sn579; Calibrated: 2006/3/15
- Phantom: SAM 12; Type: SAM V4.0; Serial: TP 1202
- Measurement SW: DASY4, V4.7 Build 44; Postprocessing SW: SEMCAD, V1.8 Build 171

Tilt position - High Channel 9538/Area Scan (7x10x1): Measurement grid: $dx=15\text{mm}$, $dy=15\text{mm}$

Maximum value of SAR (measured) = 1.04 mW/g

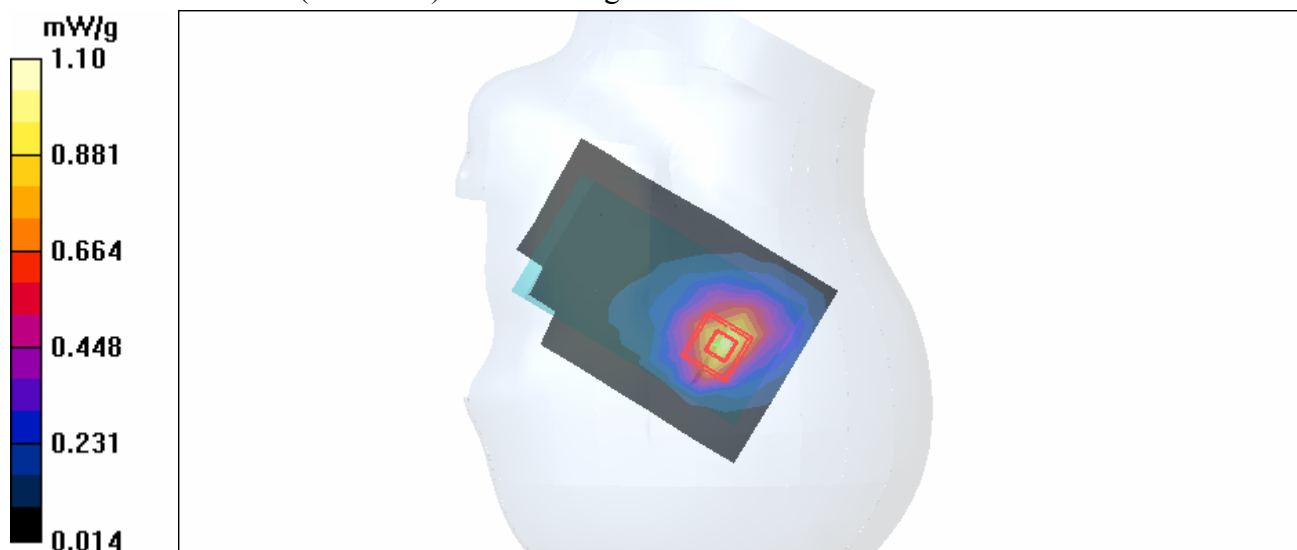
Tilt position - High Channel 9538/Zoom Scan (7x7x7) (7x7x7)/Cube 0: Measurement grid: $dx=5\text{mm}$, $dy=5\text{mm}$, $dz=5\text{mm}$

Reference Value = 30.8 V/m

Peak SAR (extrapolated) = 1.61 W/kg

SAR(1 g) = 0.985 mW/g; SAR(10 g) = 0.538 mW/g

Maximum value of SAR (measured) = 1.10 mW/g



Test Laboratory: Advance Data Technology

Left Head-Cheek-WCDMA1900-CH9262-Mode 7

DUT: Pocket PC Phone ; Type: HERM100 ; Test Frequency: 1852.4 MHz

Communication System: WCDMA1900 ; Frequency: 1852.4 MHz ; Duty Cycle: 1:1
 Medium: HSL1900 Medium parameters used : $f = 1852.4$ MHz; $\sigma = 1.35$ mho/m; $\epsilon_r = 40.9$; $\rho = 1000$ kg/m³ ; Liquid level: 155 mm
 Phantom section: Left Section ; DUT test position : Cheek ; Modulation type: BPSK
 Antenna type : monopole Antenna ; Air temp. : 22.5 degrees ; Liquid temp. : 21.3 degrees

DASY4 Configuration:

- Probe: ET3DV6 - SN1687; ConvF(4.96, 4.96, 4.96) ; Calibrated: 2005/9/15
- Sensor-Surface: 4mm (Mechanical Surface Detection)
- Electronics: DAE3 Sn579; Calibrated: 2006/3/15
- Phantom: SAM 12; Type: SAM V4.0; Serial: TP 1202
- Measurement SW: DASY4, V4.7 Build 44; Postprocessing SW: SEMCAD, V1.8 Build 171

Touch position - Low Channel 9262/Area Scan (7x10x1): Measurement grid: dx=15mm, dy=15mm

Maximum value of SAR (measured) = 0.736 mW/g

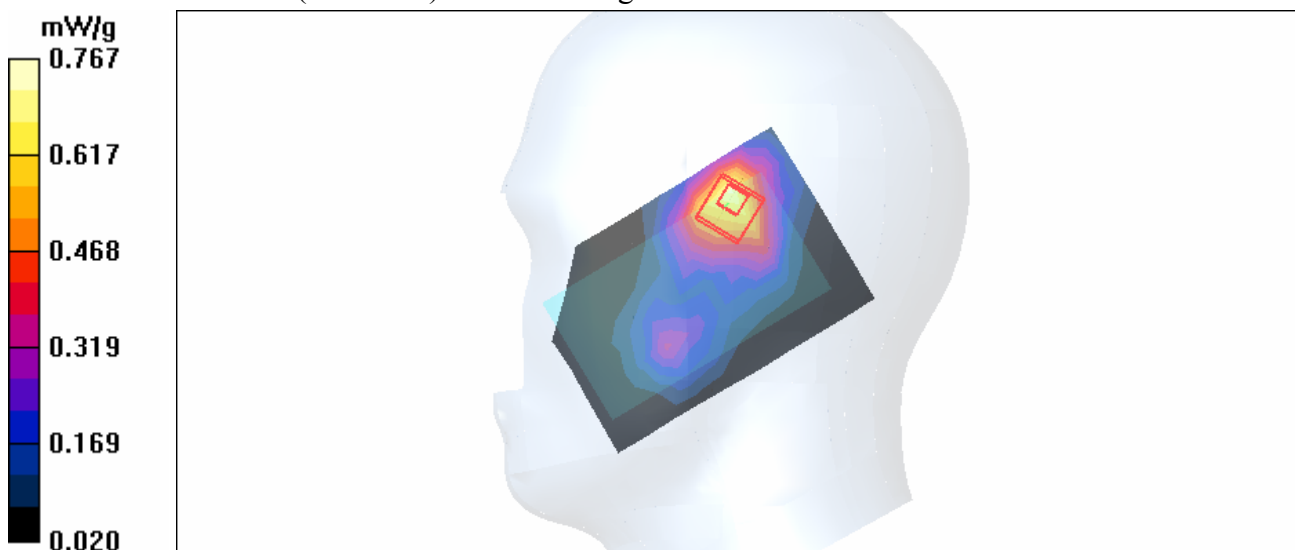
Touch position - Low Channel 9262/Zoom Scan (7x7x7) (7x7x7)/Cube 0: Measurement grid: dx=5mm, dy=5mm, dz=5mm

Reference Value = 19.1 V/m

Peak SAR (extrapolated) = 1.29 W/kg

SAR(1 g) = 0.710 mW/g; SAR(10 g) = 0.412 mW/g

Maximum value of SAR (measured) = 0.767 mW/g



Test Laboratory: Advance Data Technology

Left Head-Cheek-WCDMA1900-CH9400-Mode 7

DUT: Pocket PC Phone ; Type: HERM100 ; Test Frequency: 1880 MHz

Communication System: WCDMA1900 ; Frequency: 1880 MHz ; Duty Cycle: 1:1

Medium: HSL1900 Medium parameters used: $f = 1880$ MHz; $\sigma = 1.38$ mho/m; $\epsilon_r = 40.8$; $\rho = 1000$ kg/m³ ;

Liquid level: 155 mm

Phantom section: Left Section ; DUT test position : Cheek ; Modulation type: BPSK

Antenna type : monopole Antenna ; Air temp. : 22.5 degrees ; Liquid temp. : 21.3 degrees

DASY4 Configuration:

- Probe: ET3DV6 - SN1687; ConvF(4.96, 4.96, 4.96) ; Calibrated: 2005/9/15

- Sensor-Surface: 4mm (Mechanical Surface Detection)

- Electronics: DAE3 Sn579; Calibrated: 2006/3/15

- Phantom: SAM 12; Type: SAM V4.0; Serial: TP 1202

- Measurement SW: DASY4, V4.7 Build 44; Postprocessing SW: SEMCAD, V1.8 Build 171

Touch position - Mid Channel 9400/Area Scan (7x10x1): Measurement grid: dx=15mm, dy=15mm

Maximum value of SAR (measured) = 0.655 mW/g

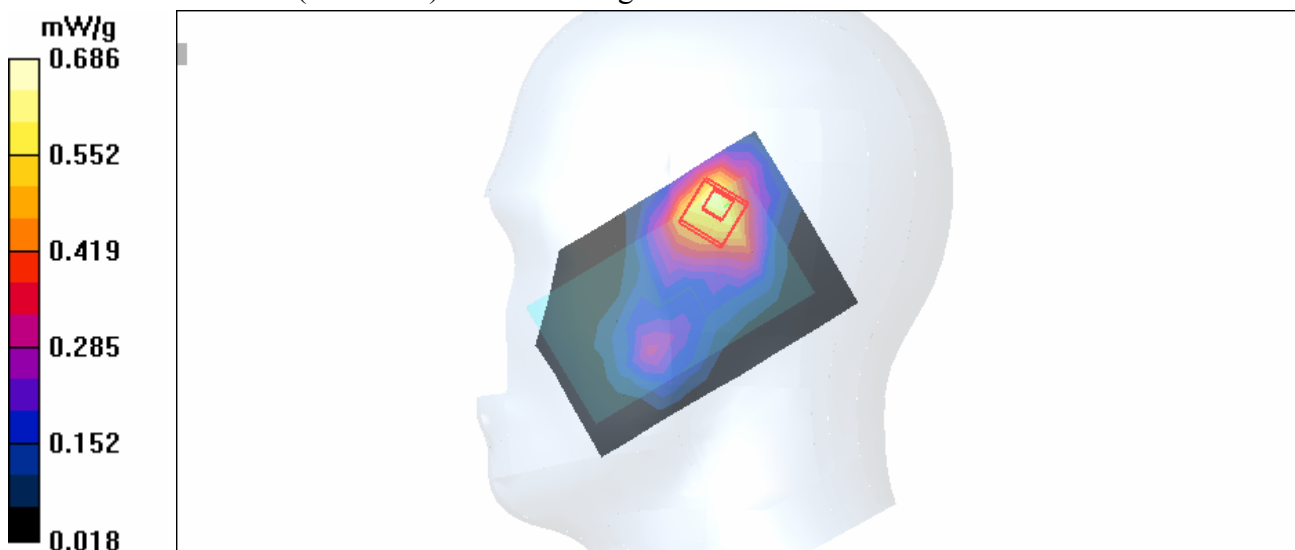
Touch position - Mid Channel 9400/Zoom Scan (7x7x7) (7x7x7)/Cube 0: Measurement grid: dx=5mm, dy=5mm, dz=5mm

Reference Value = 18.2 V/m

Peak SAR (extrapolated) = 1.17 W/kg

SAR(1 g) = 0.634 mW/g; SAR(10 g) = 0.367 mW/g

Maximum value of SAR (measured) = 0.686 mW/g



Test Laboratory: Advance Data Technology

Left Head-Cheek-WCDMA1900-CH9538-Mode 7**DUT: Pocket PC Phone ; Type: HERM100 ; Test Frequency: 1907.6 MHz**

Communication System: WCDMA1900 ; Frequency: 1907.6 MHz ; Duty Cycle: 1:1
Medium: HSL1900 Medium parameters used : $f = 1907.6$ MHz; $\sigma = 1.42$ mho/m; $\epsilon_r = 40.7$; $\rho = 1000$ kg/m³ ; Liquid level: 155 mm
Phantom section: Left Section ; DUT test position : Cheek ; Modulation type: BPSK
Antenna type : monopole Antenna ; Air temp. : 22.5 degrees ; Liquid temp. : 21.3 degrees

DASY4 Configuration:

- Probe: ET3DV6 - SN1687; ConvF(4.96, 4.96, 4.96) ; Calibrated: 2005/9/15
- Sensor-Surface: 4mm (Mechanical Surface Detection)
- Electronics: DAE3 Sn579; Calibrated: 2006/3/15
- Phantom: SAM 12; Type: SAM V4.0; Serial: TP 1202
- Measurement SW: DASY4, V4.7 Build 44; Postprocessing SW: SEMCAD, V1.8 Build 171

Touch position - High Channel 9538/Area Scan (7x10x1): Measurement grid: dx=15mm, dy=15mm

Maximum value of SAR (measured) = 0.660 mW/g

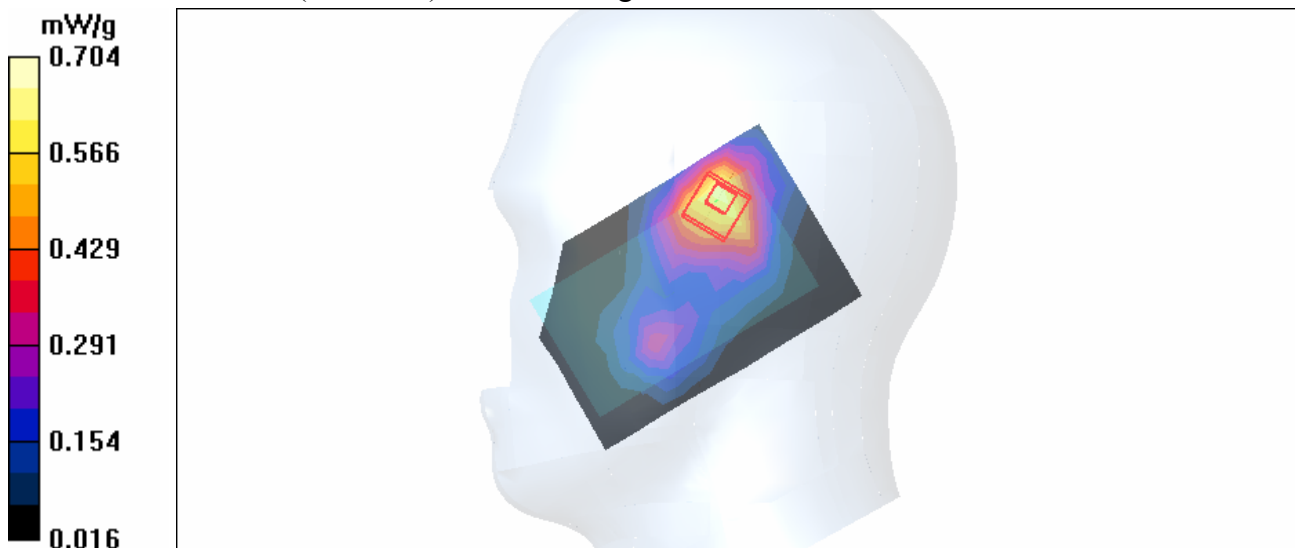
Touch position - High Channel 9538/Zoom Scan (7x7x7) (7x7x7)/Cube 0: Measurement grid: dx=5mm, dy=5mm, dz=5mm

Reference Value = 18.7 V/m

Peak SAR (extrapolated) = 1.21 W/kg

SAR(1 g) = 0.647 mW/g; SAR(10 g) = 0.372 mW/g

Maximum value of SAR (measured) = 0.704 mW/g



Test Laboratory: Advance Data Technology

Left Head-Tilt-WCDMA1900-CH9262-Mode 8

DUT: Pocket PC Phone ; Type: HERM100 ; Test Frequency: 1852.4 MHz

Communication System: WCDMA1900 ; Frequency: 1852.4 MHz; Duty Cycle: 1:1
 Medium: HSL1900 Medium parameters used : $f = 1852.4$ MHz; $\sigma = 1.35$ mho/m; $\epsilon_r = 40.9$; $\rho = 1000$ kg/m³ ; Liquid level: 155 mm
 Phantom section: Left Section ; DUT test position : Tilt ; Modulation type: BPSK
 Antenna type : monopole Antenna ; Air temp. : 22.5 degrees ; Liquid temp. : 21.3 degrees

DASY4 Configuration:

- Probe: ET3DV6 - SN1687 ; ConvF(4.96, 4.96, 4.96) ; Calibrated: 2005/9/15
- Sensor-Surface: 4mm (Mechanical Surface Detection)
- Electronics: DAE3 Sn579; Calibrated: 2006/3/15
- Phantom: SAM 12; Type: SAM V4.0; Serial: TP 1202
- Measurement SW: DASY4, V4.7 Build 44; Postprocessing SW: SEMCAD, V1.8 Build 171

Tilt position - Low Channel 9262/Area Scan (7x10x1): Measurement grid: dx=15mm, dy=15mm

Maximum value of SAR (measured) = 1.01 mW/g

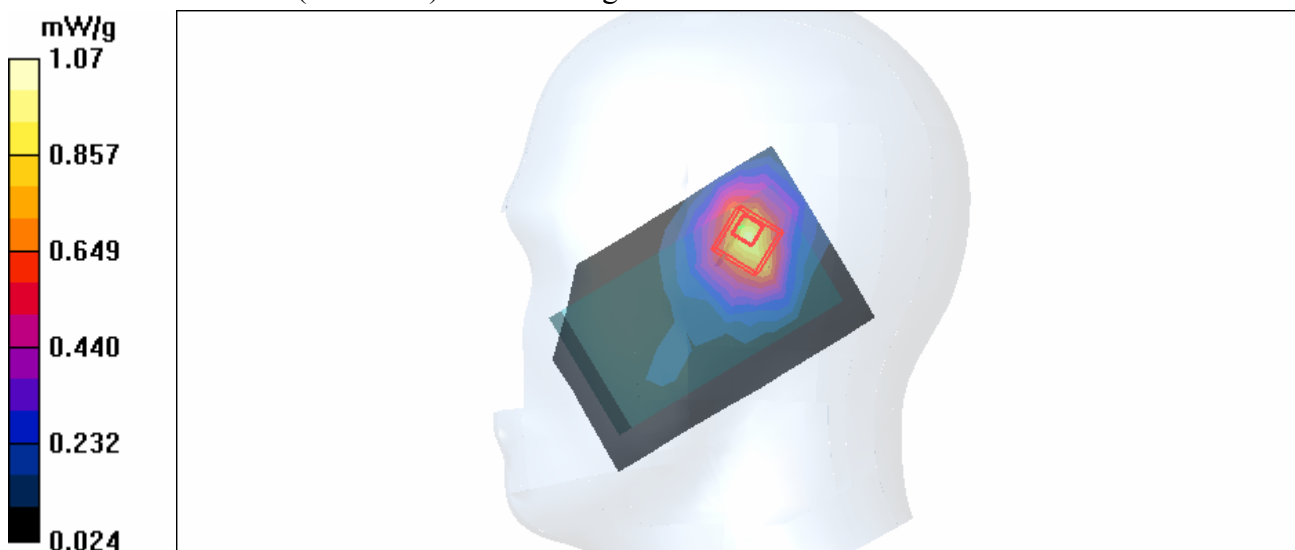
Tilt position - Low Channel 9262/Zoom Scan (7x7x7) (7x7x7)/Cube 0: Measurement grid: dx=5mm, dy=5mm, dz=5mm

Reference Value = 25.6 V/m

Peak SAR (extrapolated) = 1.74 W/kg

SAR(1 g) = 0.945 mW/g; SAR(10 g) = 0.519 mW/g

Maximum value of SAR (measured) = 1.07 mW/g



Test Laboratory: Advance Data Technology

Left Head-Tilt-WCDMA1900-CH9400-Mode 8

DUT: Pocket PC Phone ; Type: HERM100 ; Test Frequency: 1880 MHz

Communication System: WCDMA1900 ; Frequency: 1880 MHz; Duty Cycle: 1:1

Medium: HSL1900 Medium parameters used: $f = 1880 \text{ MHz}$; $\sigma = 1.38 \text{ mho/m}$; $\epsilon_r = 40.8$; $\rho = 1000 \text{ kg/m}^3$;

Liquid level: 155 mm

Phantom section: Left Section ; DUT test position : Tilt ; Modulation type: BPSK

Antenna type : monopole Antenna ; Air temp. : 22.5 degrees ; Liquid temp. : 21.3 degrees

DASY4 Configuration:

- Probe: ET3DV6 - SN1687 ; ConvF(4.96, 4.96, 4.96) ; Calibrated: 2005/9/15

- Sensor-Surface: 4mm (Mechanical Surface Detection)

- Electronics: DAE3 Sn579; Calibrated: 2006/3/15

- Phantom: SAM 12; Type: SAM V4.0; Serial: TP 1202

- Measurement SW: DASY4, V4.7 Build 44; Postprocessing SW: SEMCAD, V1.8 Build 171

Tilt position - Mid Channel 9400/Area Scan (7x10x1): Measurement grid: dx=15mm, dy=15mm

Maximum value of SAR (measured) = 0.911 mW/g

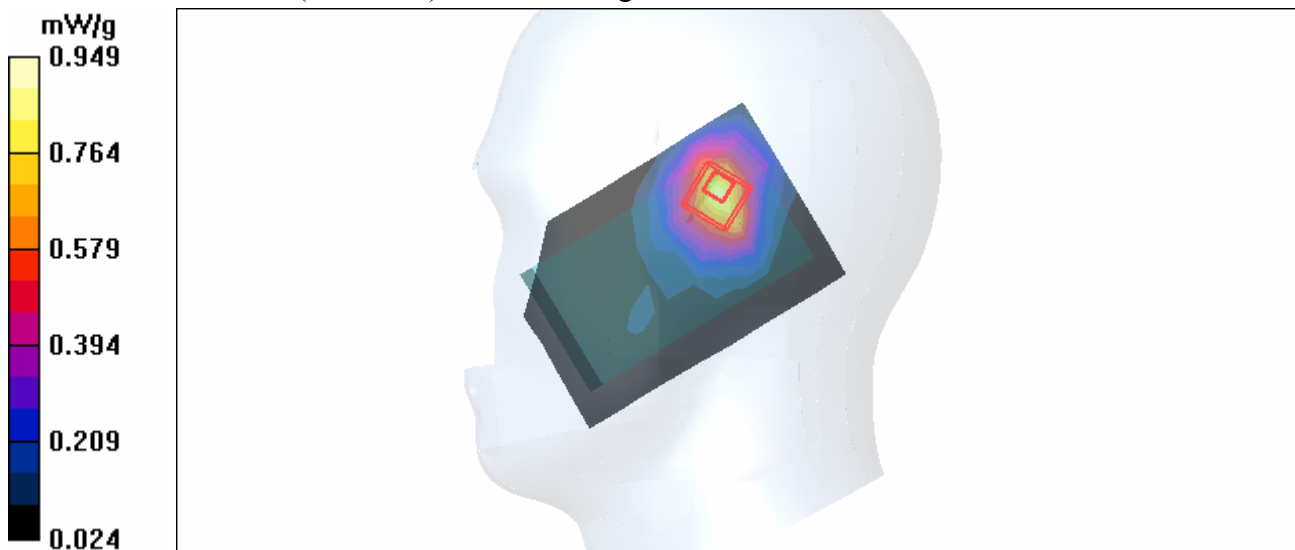
Tilt position - Mid Channel 9400/Zoom Scan (7x7x7) (7x7x7)/Cube 0: Measurement grid: dx=5mm, dy=5mm, dz=5mm

Reference Value = 24.7 V/m

Peak SAR (extrapolated) = 1.61 W/kg

SAR(1 g) = 0.850 mW/g; SAR(10 g) = 0.475 mW/g

Maximum value of SAR (measured) = 0.949 mW/g



Test Laboratory: Advance Data Technology

Left Head-Tilt-WCDMA1900-CH9538-Mode 8

DUT: Pocket PC Phone ; Type: HERM100 ; Test Frequency: 1907.6 MHz

Communication System: WCDMA1900 ; Frequency: 1907.6 MHz; Duty Cycle: 1:1
 Medium: HSL1900 Medium parameters used : $f = 1907.6$ MHz; $\sigma = 1.42$ mho/m; $\epsilon_r = 40.7$; $\rho = 1000$ kg/m³ ; Liquid level: 155 mm
 Phantom section: Left Section ; DUT test position : Tilt ; Modulation type: BPSK
 Antenna type : monopole Antenna ; Air temp. : 22.5 degrees ; Liquid temp. : 21.3 degrees

DASY4 Configuration:

- Probe: ET3DV6 - SN1687 ; ConvF(4.96, 4.96, 4.96) ; Calibrated: 2005/9/15
- Sensor-Surface: 4mm (Mechanical Surface Detection)
- Electronics: DAE3 Sn579; Calibrated: 2006/3/15
- Phantom: SAM 12; Type: SAM V4.0; Serial: TP 1202
- Measurement SW: DASY4, V4.7 Build 44; Postprocessing SW: SEMCAD, V1.8 Build 171

Tilt position - High Channel 9538/Area Scan (7x10x1): Measurement grid: dx=15mm, dy=15mm

Maximum value of SAR (measured) = 0.930 mW/g

Tilt position - High Channel 9538/Zoom Scan (7x7x7) (7x7x7)/Cube 0: Measurement grid: dx=5mm, dy=5mm, dz=5mm

Reference Value = 24.6 V/m

Peak SAR (extrapolated) = 1.64 W/kg

SAR(1 g) = 0.849 mW/g; SAR(10 g) = 0.480 mW/g

Maximum value of SAR (measured) = 0.944 mW/g



Test Laboratory: Advance Data Technology

Right Head-Cheek-WCDMA1900-CH9262-Mode 9

DUT: Pocket PC Phone ; Type: HERM100 ; Test Frequency: 1852.4 MHz

Communication System: WCDMA1900 ; Frequency: 1852.4 MHz ; Duty Cycle: 1:1
Medium: HSL1900 Medium parameters used: $f = 1852.4$ MHz; $\sigma = 1.36$ mho/m; $\epsilon_r = 41.4$; $\rho = 1000$ kg/m³ ; Liquid level: 155 mm
Phantom section: Right Section ; DUT test position : Cheek ; Modulation type: BPSK
Antenna type : monopole Antenna ; Air temp. : 22.5 degrees ; Liquid temp. : 21.3 degrees

DASY4 Configuration:

- Probe: ET3DV6 - SN1687; ConvF(4.96, 4.96, 4.96) ; Calibrated: 2005/9/15
- Sensor-Surface: 4mm (Mechanical Surface Detection)
- Electronics: DAE3 Sn579; Calibrated: 2006/3/15
- Phantom: SAM 12; Type: SAM V4.0; Serial: TP 1202
- Measurement SW: DASY4, V4.7 Build 44; Postprocessing SW: SEMCAD, V1.8 Build 171

Touch position - Low Channel 9262/Area Scan (7x10x1): Measurement grid: dx=15mm, dy=15mm

Maximum value of SAR (measured) = 0.611 mW/g

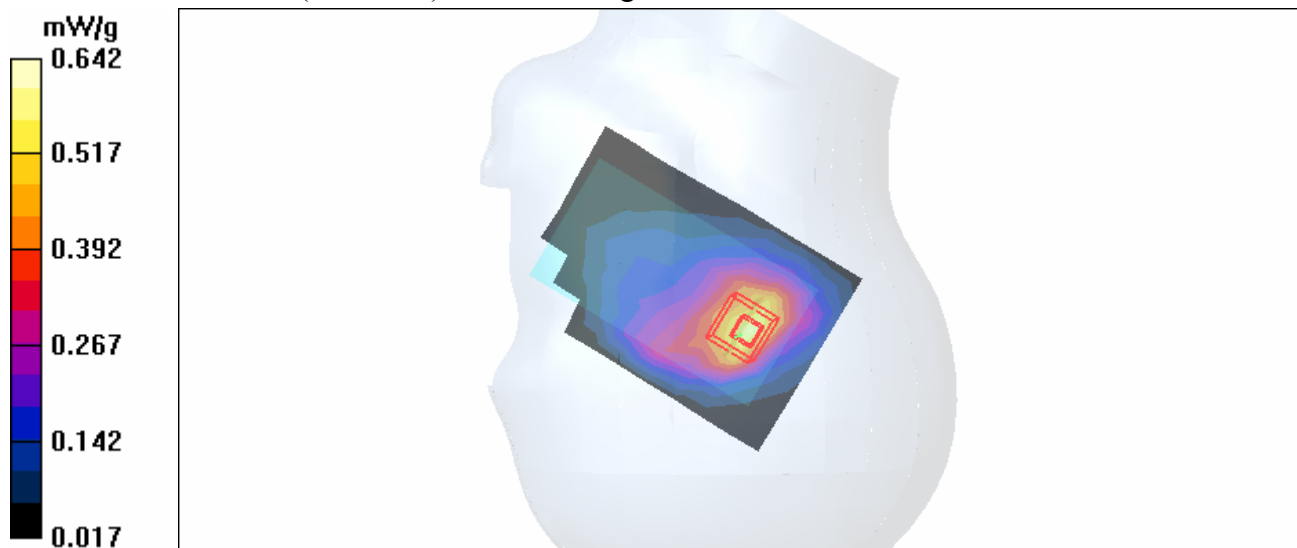
Touch position - Low Channel 9262/Zoom Scan (7x7x7) (7x7x7)/Cube 0: Measurement grid: dx=5mm, dy=5mm, dz=5mm

Reference Value = 26.3 V/m

Peak SAR (extrapolated) = 0.904 W/kg

SAR(1 g) = 0.586 mW/g; SAR(10 g) = 0.349 mW/g

Maximum value of SAR (measured) = 0.642 mW/g



Test Laboratory: Advance Data Technology

Right Head-Cheek-WCDMA1900-CH9400-Mode 9

DUT: Pocket PC Phone ; Type: HERM100 ; Test Frequency: 1880 MHz

Communication System: WCDMA1900 ; Frequency: 1880 MHz ; Duty Cycle: 1:1

Medium: HSL1900 Medium parameters used: $f = 1880 \text{ MHz}$; $\sigma = 1.39 \text{ mho/m}$; $\epsilon_r = 41.3$; $\rho = 1000 \text{ kg/m}^3$;

Liquid level: 155 mm

Phantom section: Right Section ; DUT test position : Cheek ; Modulation type: BPSK

Antenna type : monopole Antenna ; Air temp. : 22.5 degrees ; Liquid temp. : 21.3 degrees

DASY4 Configuration:

- Probe: ET3DV6 - SN1687; ConvF(4.96, 4.96, 4.96) ; Calibrated: 2005/9/15

- Sensor-Surface: 4mm (Mechanical Surface Detection)

- Electronics: DAE3 Sn579; Calibrated: 2006/3/15

- Phantom: SAM 12; Type: SAM V4.0; Serial: TP 1202

- Measurement SW: DASY4, V4.7 Build 44; Postprocessing SW: SEMCAD, V1.8 Build 171

Touch position - Mid Channel 9400/Area Scan (7x10x1): Measurement grid: $dx=15\text{mm}$, $dy=15\text{mm}$

Maximum value of SAR (measured) = 0.663 mW/g

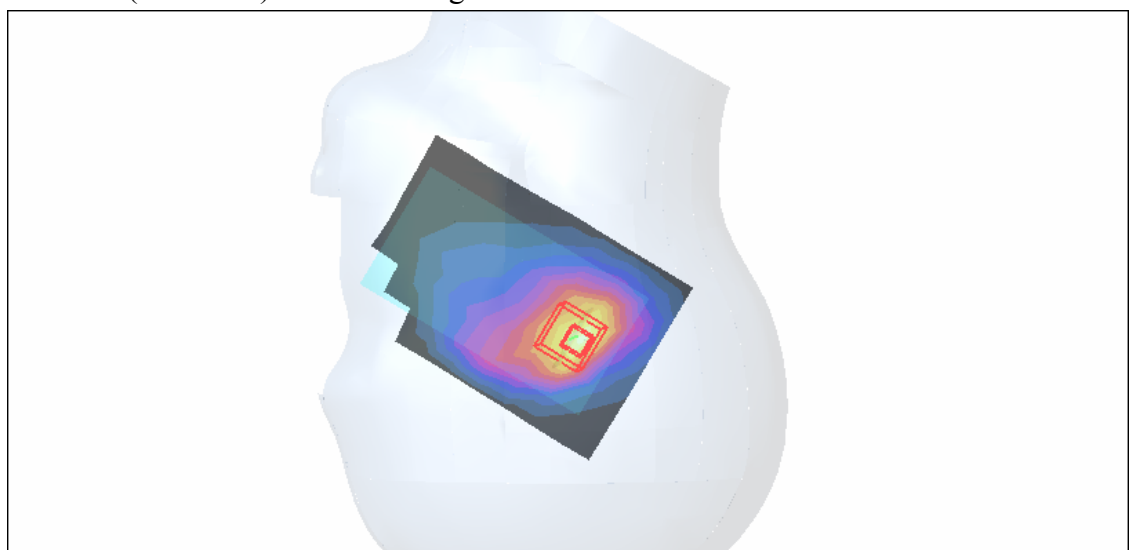
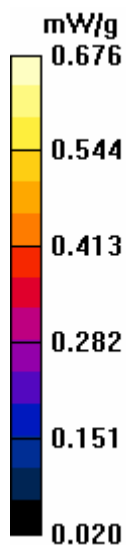
Touch position - Mid Channel 9400/Zoom Scan (7x7x7) (7x7x7)/Cube 0: Measurement grid: $dx=5\text{mm}$, $dy=5\text{mm}$, $dz=5\text{mm}$

Reference Value = 25.5 V/m

Peak SAR (extrapolated) = 0.969 W/kg

SAR(1 g) = 0.609 mW/g; SAR(10 g) = 0.361 mW/g

Maximum value of SAR (measured) = 0.676 mW/g



Test Laboratory: Advance Data Technology

Right Head-Cheek-WCDMA1900-CH9538-Mode 9

DUT: Pocket PC Phone ; Type: HERM100 ; Test Frequency: 1907.6 MHz

Communication System: WCDMA1900 ; Frequency: 1907.6 MHz ; Duty Cycle: 1:1
 Medium: HSL1900 Medium parameters used: $f = 1907.6$ MHz; $\sigma = 1.43$ mho/m; $\epsilon_r = 41.1$; $\rho = 1000$ kg/m³ ; Liquid level: 155 mm
 Phantom section: Right Section ; DUT test position : Cheek ; Modulation type: BPSK
 Antenna type : monopole Antenna ; Air temp. : 22.5 degrees ; Liquid temp. : 21.3 degrees

DASY4 Configuration:

- Probe: ET3DV6 - SN1687; ConvF(4.96, 4.96, 4.96) ; Calibrated: 2005/9/15
- Sensor-Surface: 4mm (Mechanical Surface Detection)
- Electronics: DAE3 Sn579; Calibrated: 2006/3/15
- Phantom: SAM 12; Type: SAM V4.0; Serial: TP 1202
- Measurement SW: DASY4, V4.7 Build 44; Postprocessing SW: SEMCAD, V1.8 Build 171

Touch position - High Channel 9538/Area Scan (7x10x1): Measurement grid: dx=15mm, dy=15mm

Maximum value of SAR (measured) = 0.661 mW/g


Touch position - High Channel 9538/Zoom Scan (7x7x7) (7x7x7)/Cube 0: Measurement grid: dx=5mm, dy=5mm, dz=5mm

Reference Value = 25.8 V/m

Peak SAR (extrapolated) = 0.977 W/kg

SAR(1 g) = 0.613 mW/g; SAR(10 g) = 0.359 mW/g

Maximum value of SAR (measured) = 0.677 mW/g



Test Laboratory: Advance Data Technology

Right Head-Tilt-WCDMA1900-CH9262-Mode 10

DUT: Pocket PC Phone ; Type: HERM100 ; Test Frequency: 1852.4 MHz

Communication System: WCDMA1900 ; Frequency: 1852.4 MHz; Duty Cycle: 1:1
 Medium: HSL1900 Medium parameters used: $f = 1852.4$ MHz; $\sigma = 1.36$ mho/m; $\epsilon_r = 41.4$; $\rho = 1000$ kg/m³ ; Liquid level: 155 mm
 Phantom section: Right Section ; DUT test position : Tilt ; Modulation type: BPSK
 Antenna type : monopole Antenna ; Air temp. : 22.5 degrees ; Liquid temp. : 21.3 degrees

DASY4 Configuration:

- Probe: ET3DV6 - SN1687 ; ConvF(4.96, 4.96, 4.96) ; Calibrated: 2005/9/15
- Sensor-Surface: 4mm (Mechanical Surface Detection)
- Electronics: DAE3 Sn579; Calibrated: 2006/3/15
- Phantom: SAM 12; Type: SAM V4.0; Serial: TP 1202
- Measurement SW: DASY4, V4.7 Build 44; Postprocessing SW: SEMCAD, V1.8 Build 171

Tilt position - Low Channel 9262/Area Scan (7x10x1): Measurement grid: dx=15mm, dy=15mm

Maximum value of SAR (measured) = 1.02 mW/g

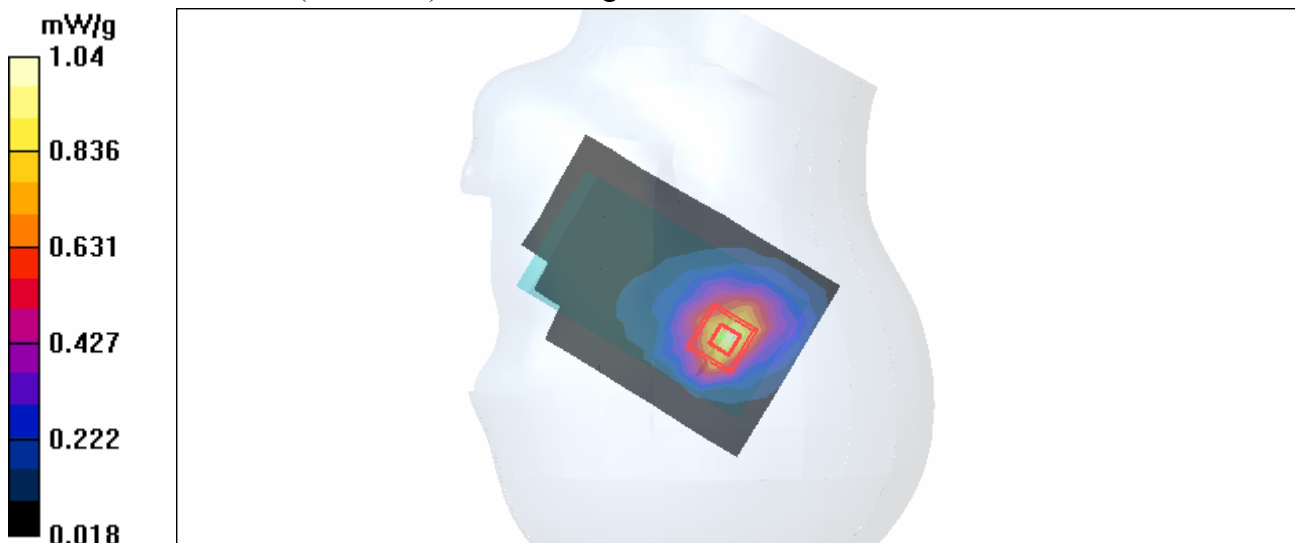
Tilt position - Low Channel 9262/Zoom Scan (7x7x7) (7x7x7)/Cube 0: Measurement grid: dx=5mm, dy=5mm, dz=5mm

Reference Value = 30.2 V/m

Peak SAR (extrapolated) = 1.48 W/kg

SAR(1 g) = 0.939 mW/g; SAR(10 g) = 0.527 mW/g

Maximum value of SAR (measured) = 1.04 mW/g



Test Laboratory: Advance Data Technology

Right Head-Tilt-WCDMA1900-CH9400-Mode 10

DUT: Pocket PC Phone ; Type: HERM100 ; Test Frequency: 1880 MHz

Communication System: WCDMA1900 ; Frequency: 1880 MHz; Duty Cycle: 1:1

Medium: HSL1900 Medium parameters used: $f = 1880$ MHz; $\sigma = 1.39$ mho/m; $\epsilon_r = 41.3$; $\rho = 1000$ kg/m³ ;

Liquid level: 155 mm

Phantom section: Right Section ; DUT test position : Tilt ; Modulation type: BPSK

Antenna type : monopole Antenna ; Air temp. : 22.5 degrees ; Liquid temp. : 21.3 degrees

DASY4 Configuration:

- Probe: ET3DV6 - SN1687 ; ConvF(4.96, 4.96, 4.96) ; Calibrated: 2005/9/15
- Sensor-Surface: 4mm (Mechanical Surface Detection)
- Electronics: DAE3 Sn579; Calibrated: 2006/3/15
- Phantom: SAM 12; Type: SAM V4.0; Serial: TP 1202
- Measurement SW: DASY4, V4.7 Build 44; Postprocessing SW: SEMCAD, V1.8 Build 171

Tilt position - Mid Channel 9400/Area Scan (7x10x1): Measurement grid: dx=15mm, dy=15mm

Maximum value of SAR (measured) = 1.03 mW/g

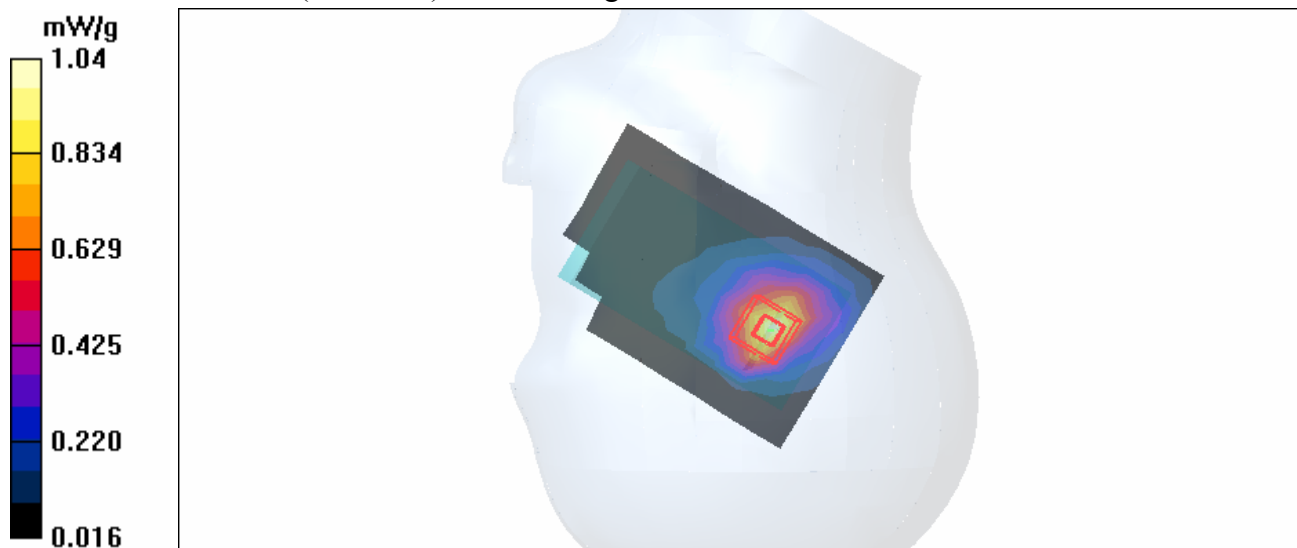
Tilt position - Mid Channel 9400/Zoom Scan (7x7x7) (7x7x7)/Cube 0: Measurement grid: dx=5mm, dy=5mm, dz=5mm

Reference Value = 31.4 V/m

Peak SAR (extrapolated) = 1.52 W/kg

SAR(1 g) = 0.947 mW/g; SAR(10 g) = 0.527 mW/g

Maximum value of SAR (measured) = 1.04 mW/g



Test Laboratory: Advance Data Technology

Right Head-Tilt-WCDMA1900-CH9538-Mode 10

DUT: Pocket PC Phone ; Type: HERM100 ; Test Frequency: 1907.6 MHz

Communication System: WCDMA1900 ; Frequency: 1907.6 MHz; Duty Cycle: 1:1
 Medium: HSL1900 Medium parameters used: $f = 1907.6$ MHz; $\sigma = 1.43$ mho/m; $\epsilon_r = 41.1$; $\rho = 1000$ kg/m³ ; Liquid level: 155 mm
 Phantom section: Right Section ; DUT test position : Tilt ; Modulation type: BPSK
 Antenna type : monopole Antenna ; Air temp. : 22.5 degrees ; Liquid temp. : 21.3 degrees

DASY4 Configuration:

- Probe: ET3DV6 - SN1687 ; ConvF(4.96, 4.96, 4.96) ; Calibrated: 2005/9/15
- Sensor-Surface: 4mm (Mechanical Surface Detection)
- Electronics: DAE3 Sn579; Calibrated: 2006/3/15
- Phantom: SAM 12; Type: SAM V4.0; Serial: TP 1202
- Measurement SW: DASY4, V4.7 Build 44; Postprocessing SW: SEMCAD, V1.8 Build 171

Tilt position - High Channel 9538/Area Scan (7x10x1): Measurement grid: dx=15mm, dy=15mm

Maximum value of SAR (measured) = 1.01 mW/g

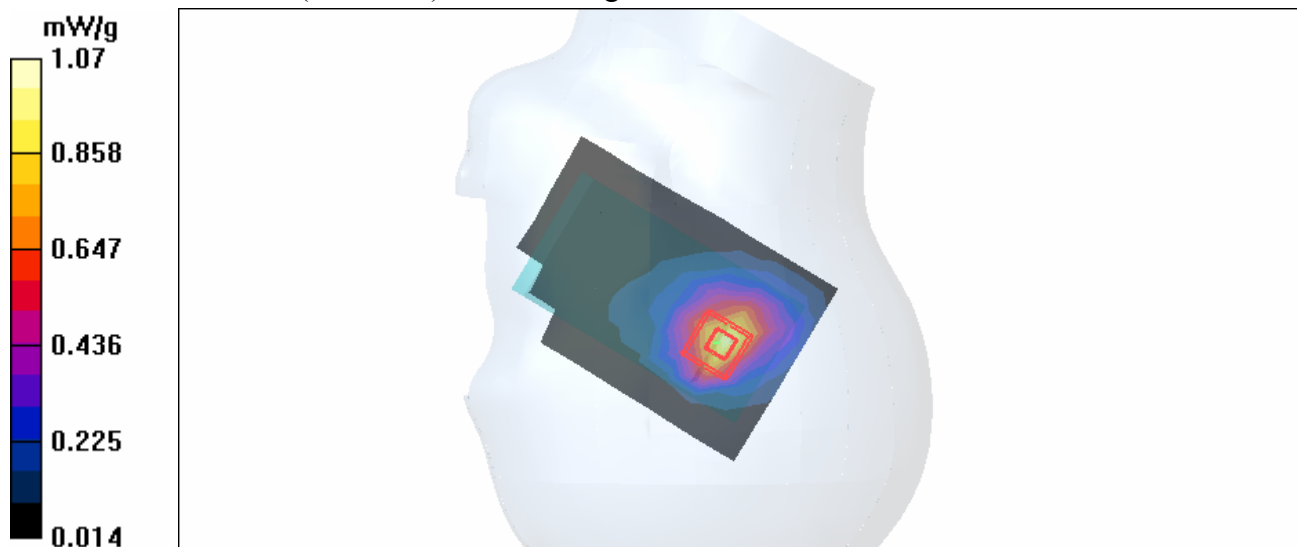
Tilt position - High Channel 9538/Zoom Scan (7x7x7) (7x7x7)/Cube 0: Measurement grid: dx=5mm, dy=5mm, dz=5mm

Reference Value = 32.0 V/m

Peak SAR (extrapolated) = 1.57 W/kg

SAR(1 g) = 0.960 mW/g; SAR(10 g) = 0.524 mW/g

Maximum value of SAR (measured) = 1.07 mW/g



Test Laboratory: Advance Data Technology

Left Head-Cheek-WCDMA1900-CH9262-Mode 11

DUT: Pocket PC Phone ; Type: HERM100 ; Test Frequency: 1852.4 MHz

Communication System: WCDMA1900 ; Frequency: 1852.4 MHz ; Duty Cycle: 1:1
Medium: HSL1900 Medium parameters used : $f = 1852.4$ MHz; $\sigma = 1.36$ mho/m; $\epsilon_r = 41.4$; $\rho = 1000$ kg/m³ ; Liquid level: 155 mm
Phantom section: Left Section ; DUT test position : Cheek ; Modulation type: BPSK
Antenna type : monopole Antenna ; Air temp. : 22.5 degrees ; Liquid temp. : 21.3 degrees

DASY4 Configuration:

- Probe: ET3DV6 - SN1687; ConvF(4.96, 4.96, 4.96) ; Calibrated: 2005/9/15
- Sensor-Surface: 4mm (Mechanical Surface Detection)
- Electronics: DAE3 Sn579; Calibrated: 2006/3/15
- Phantom: SAM 12; Type: SAM V4.0; Serial: TP 1202
- Measurement SW: DASY4, V4.7 Build 44; Postprocessing SW: SEMCAD, V1.8 Build 171

Touch position - Low Channel 9262/Area Scan (7x10x1): Measurement grid: dx=15mm, dy=15mm

Maximum value of SAR (measured) = 0.669 mW/g


Touch position - Low Channel 9262/Zoom Scan (7x7x7) (7x7x7)/Cube 0: Measurement grid: dx=5mm, dy=5mm, dz=5mm

Reference Value = 20.7 V/m

Peak SAR (extrapolated) = 1.17 W/kg

SAR(1 g) = 0.645 mW/g; SAR(10 g) = 0.374 mW/g

Maximum value of SAR (measured) = 0.697 mW/g



Test Laboratory: Advance Data Technology

Left Head-Cheek-WCDMA1900-CH9400-Mode 11

DUT: Pocket PC Phone ; Type: HERM100 ; Test Frequency: 1880 MHz

Communication System: WCDMA1900 ; Frequency: 1880 MHz ; Duty Cycle: 1:1

Medium: HSL1900 Medium parameters used: $f = 1880 \text{ MHz}$; $\sigma = 1.39 \text{ mho/m}$; $\epsilon_r = 41.3$; $\rho = 1000 \text{ kg/m}^3$;

Liquid level: 155 mm

Phantom section: Left Section ; DUT test position : Cheek ; Modulation type: BPSK

Antenna type : monopole Antenna ; Air temp. : 22.5 degrees ; Liquid temp. : 21.3 degrees

DASY4 Configuration:

- Probe: ET3DV6 - SN1687; ConvF(4.96, 4.96, 4.96) ; Calibrated: 2005/9/15

- Sensor-Surface: 4mm (Mechanical Surface Detection)

- Electronics: DAE3 Sn579; Calibrated: 2006/3/15

- Phantom: SAM 12; Type: SAM V4.0; Serial: TP 1202

- Measurement SW: DASY4, V4.7 Build 44; Postprocessing SW: SEMCAD, V1.8 Build 171

Touch position - Mid Channel 9400/Area Scan (7x10x1): Measurement grid: $dx=15\text{mm}$, $dy=15\text{mm}$

Maximum value of SAR (measured) = 0.673 mW/g

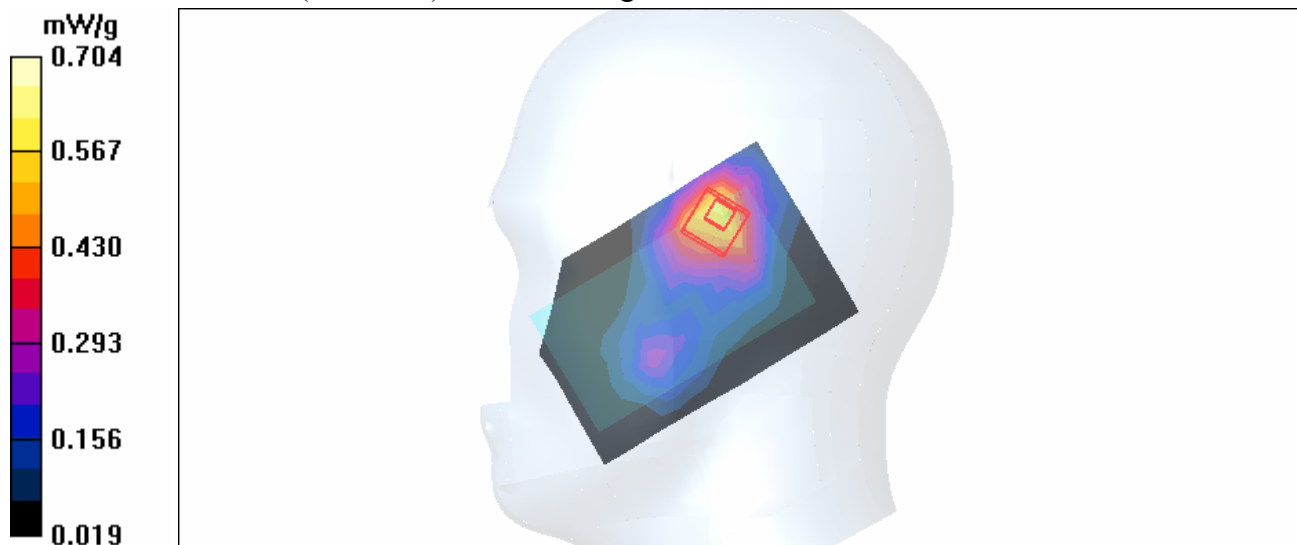
Touch position - Mid Channel 9400/Zoom Scan (7x7x7) (7x7x7)/Cube 0: Measurement grid: $dx=5\text{mm}$, $dy=5\text{mm}$, $dz=5\text{mm}$

Reference Value = 19.9 V/m

Peak SAR (extrapolated) = 1.20 W/kg

SAR(1 g) = 0.651 mW/g; SAR(10 g) = 0.377 mW/g

Maximum value of SAR (measured) = 0.704 mW/g



Test Laboratory: Advance Data Technology

Left Head-Cheek-WCDMA1900-CH9538-Mode 11

DUT: Pocket PC Phone ; Type: HERM100 ; Test Frequency: 1907.6 MHz

Communication System: WCDMA1900 ; Frequency: 1907.6 MHz ; Duty Cycle: 1:1
 Medium: HSL1900 Medium parameters used : $f = 1907.6$ MHz; $\sigma = 1.43$ mho/m; $\epsilon_r = 41.1$; $\rho = 1000$ kg/m³ ; Liquid level: 155 mm
 Phantom section: Left Section ; DUT test position : Cheek ; Modulation type: BPSK
 Antenna type : monopole Antenna ; Air temp. : 22.5 degrees ; Liquid temp. : 21.3 degrees

DASY4 Configuration:

- Probe: ET3DV6 - SN1687; ConvF(4.96, 4.96, 4.96) ; Calibrated: 2005/9/15
- Sensor-Surface: 4mm (Mechanical Surface Detection)
- Electronics: DAE3 Sn579; Calibrated: 2006/3/15
- Phantom: SAM 12; Type: SAM V4.0; Serial: TP 1202
- Measurement SW: DASY4, V4.7 Build 44; Postprocessing SW: SEMCAD, V1.8 Build 171

Touch position - High Channel 9538/Area Scan (7x10x1): Measurement grid: dx=15mm, dy=15mm

Maximum value of SAR (measured) = 0.643 mW/g

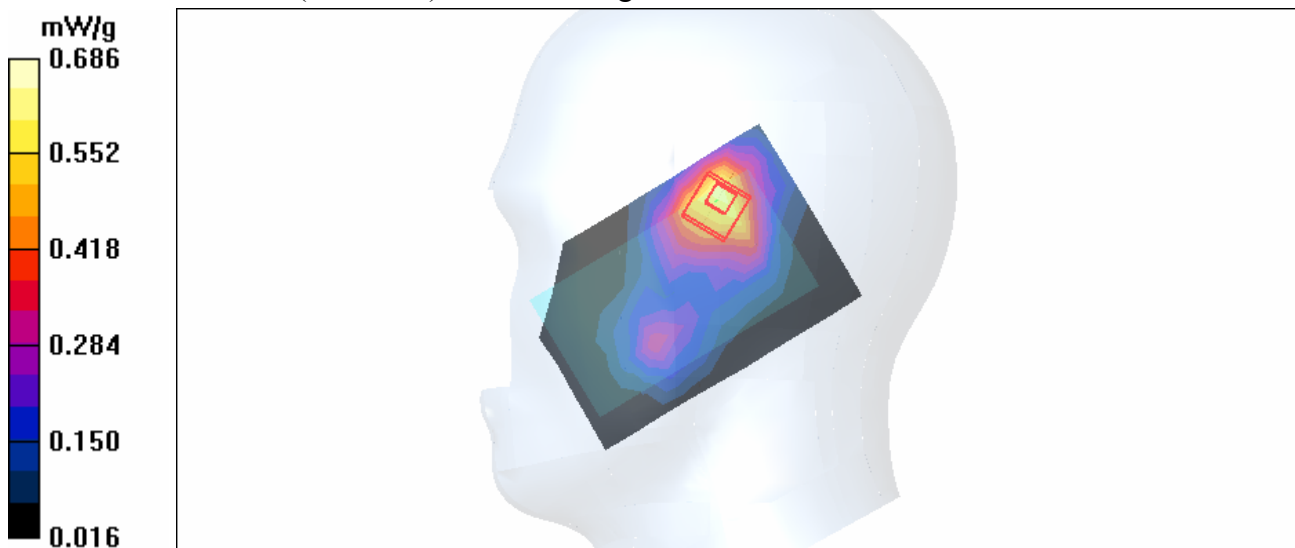
Touch position - High Channel 9538/Zoom Scan (7x7x7) (7x7x7)/Cube 0: Measurement grid: dx=5mm, dy=5mm, dz=5mm

Reference Value = 20.0 V/m

Peak SAR (extrapolated) = 1.18 W/kg

SAR(1 g) = 0.630 mW/g; SAR(10 g) = 0.362 mW/g

Maximum value of SAR (measured) = 0.686 mW/g



Test Laboratory: Advance Data Technology

Left Head-Tilt-WCDMA1900-CH9262-Mode 12

DUT: Pocket PC Phone ; Type: HERM100 ; Test Frequency: 1852.4 MHz

Communication System: WCDMA1900 ; Frequency: 1852.4 MHz; Duty Cycle: 1:1
 Medium: HSL1900 Medium parameters used : $f = 1852.4 \text{ MHz}$; $\sigma = 1.36 \text{ mho/m}$; $\epsilon_r = 41.4$; $\rho = 1000 \text{ kg/m}^3$; Liquid level: 155 mm
 Phantom section: Left Section ; DUT test position : Tilt ; Modulation type: BPSK
 Antenna type : monopole Antenna ; Air temp. : 22.5 degrees ; Liquid temp. : 21.3 degrees

DASY4 Configuration:

- Probe: ET3DV6 - SN1687 ; ConvF(4.96, 4.96, 4.96) ; Calibrated: 2005/9/15
- Sensor-Surface: 4mm (Mechanical Surface Detection)
- Electronics: DAE3 Sn579; Calibrated: 2006/3/15
- Phantom: SAM 12; Type: SAM V4.0; Serial: TP 1202
- Measurement SW: DASY4, V4.7 Build 44; Postprocessing SW: SEMCAD, V1.8 Build 171

Tilt position - Low Channel 9262/Area Scan (7x10x1): Measurement grid: dx=15mm, dy=15mm

Maximum value of SAR (measured) = 0.915 mW/g

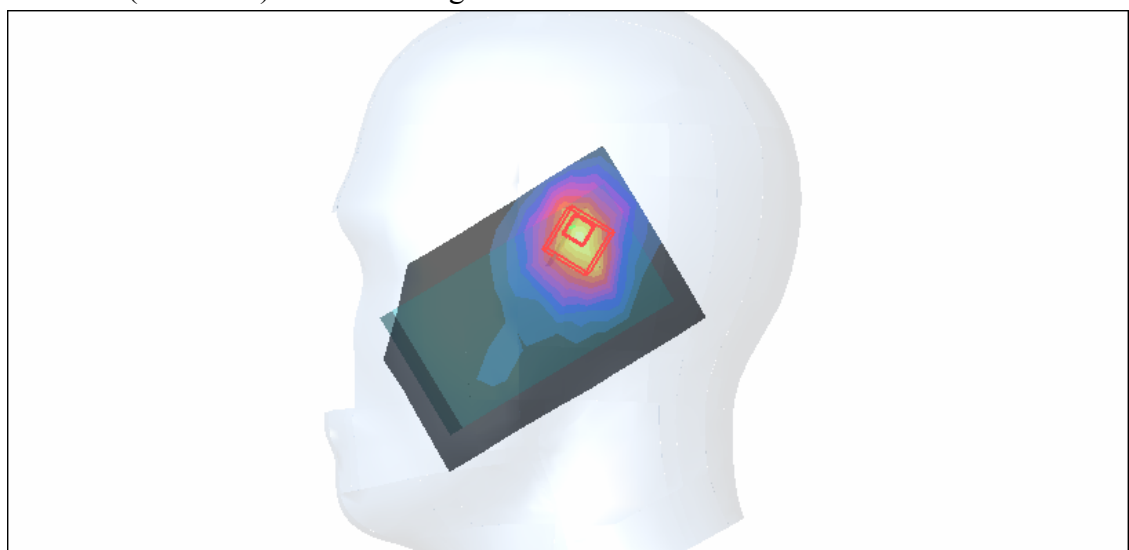
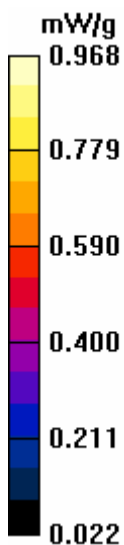
Tilt position - Low Channel 9262/Zoom Scan (7x7x7) (7x7x7)/Cube 0: Measurement grid: dx=5mm, dy=5mm, dz=5mm

Reference Value = 28.6 V/m

Peak SAR (extrapolated) = 1.58 W/kg

SAR(1 g) = 0.859 mW/g; SAR(10 g) = 0.472 mW/g

Maximum value of SAR (measured) = 0.968 mW/g



Test Laboratory: Advance Data Technology

Left Head-Tilt-WCDMA1900-CH9400-Mode 12

DUT: Pocket PC Phone ; Type: HERM100 ; Test Frequency: 1880 MHz

Communication System: WCDMA1900 ; Frequency: 1880 MHz; Duty Cycle: 1:1

Medium: HSL1900 Medium parameters used: $f = 1880$ MHz; $\sigma = 1.39$ mho/m; $\epsilon_r = 41.3$; $\rho = 1000$ kg/m³ ;

Liquid level: 155 mm

Phantom section: Left Section ; DUT test position : Tilt ; Modulation type: BPSK

Antenna type : monopole Antenna ; Air temp. : 22.5 degrees ; Liquid temp. : 21.3 degrees

DASY4 Configuration:

- Probe: ET3DV6 - SN1687 ; ConvF(4.96, 4.96, 4.96) ; Calibrated: 2005/9/15
- Sensor-Surface: 4mm (Mechanical Surface Detection)
- Electronics: DAE3 Sn579; Calibrated: 2006/3/15
- Phantom: SAM 12; Type: SAM V4.0; Serial: TP 1202
- Measurement SW: DASY4, V4.7 Build 44; Postprocessing SW: SEMCAD, V1.8 Build 171

Tilt position - Mid Channel 9400/Area Scan (7x10x1): Measurement grid: dx=15mm, dy=15mm

Maximum value of SAR (measured) = 0.936 mW/g

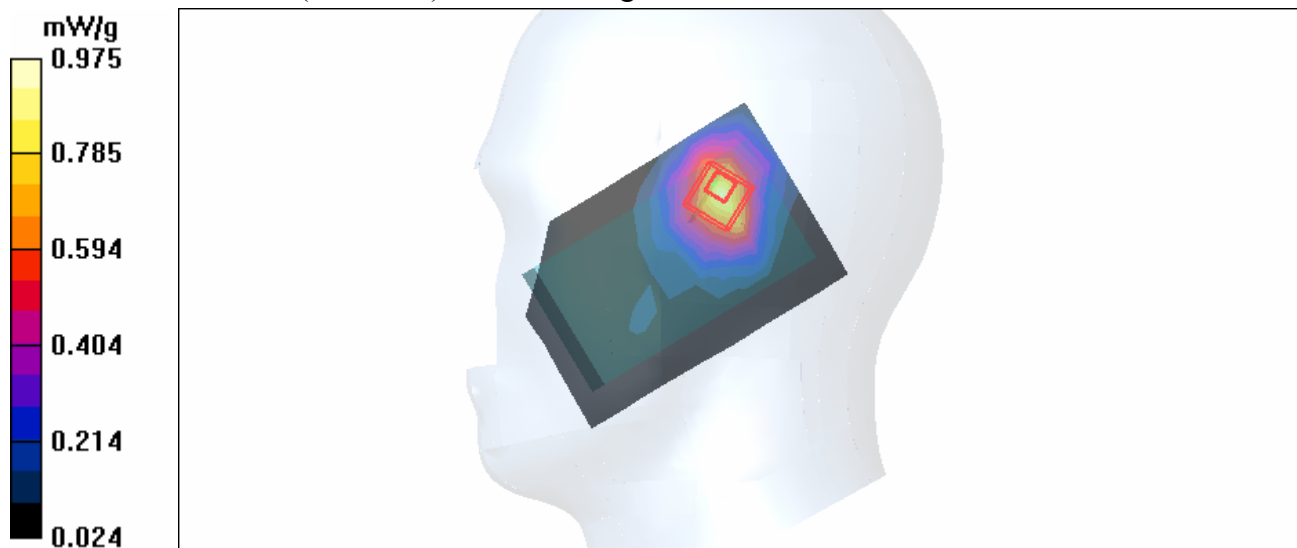
Tilt position - Mid Channel 9400/Zoom Scan (7x7x7) (7x7x7)/Cube 0: Measurement grid: dx=5mm, dy=5mm, dz=5mm

Reference Value = 26.8 V/m

Peak SAR (extrapolated) = 1.65 W/kg

SAR(1 g) = 0.872 mW/g; SAR(10 g) = 0.487 mW/g

Maximum value of SAR (measured) = 0.975 mW/g



Test Laboratory: Advance Data Technology

Left Head-Tilt-WCDMA1900-CH9538-Mode 12

DUT: Pocket PC Phone ; Type: HERM100 ; Test Frequency: 1907.6 MHz

Communication System: WCDMA1900 ; Frequency: 1907.6 MHz; Duty Cycle: 1:1
 Medium: HSL1900 Medium parameters used : $f = 1907.6 \text{ MHz}$; $\sigma = 1.43 \text{ mho/m}$; $\epsilon_r = 41.1$; $\rho = 1000 \text{ kg/m}^3$; Liquid level: 155 mm
 Phantom section: Left Section ; DUT test position : Tilt ; Modulation type: BPSK
 Antenna type : monopole Antenna ; Air temp. : 22.5 degrees ; Liquid temp. : 21.3 degrees

DASY4 Configuration:

- Probe: ET3DV6 - SN1687 ; ConvF(4.96, 4.96, 4.96) ; Calibrated: 2005/9/15
- Sensor-Surface: 4mm (Mechanical Surface Detection)
- Electronics: DAE3 Sn579; Calibrated: 2006/3/15
- Phantom: SAM 12; Type: SAM V4.0; Serial: TP 1202
- Measurement SW: DASY4, V4.7 Build 44; Postprocessing SW: SEMCAD, V1.8 Build 171

Tilt position - High Channel 9538/Area Scan (7x10x1): Measurement grid: $dx=15\text{mm}$, $dy=15\text{mm}$

Maximum value of SAR (measured) = 0.906 mW/g


Tilt position - High Channel 9538/Zoom Scan (7x7x7) (7x7x7)/Cube 0: Measurement grid: $dx=5\text{mm}$, $dy=5\text{mm}$, $dz=5\text{mm}$

Reference Value = 26.9 V/m

Peak SAR (extrapolated) = 1.60 W/kg

SAR(1 g) = 0.827 mW/g; SAR(10 g) = 0.467 mW/g

Maximum value of SAR (measured) = 0.920 mW/g



Test Laboratory: Advance Data Technology

Body Worn-Keypad Down-WCDMA1900-CH9262-Mode 13

DUT: Pocket PC Phone ; Type: HERM100 ; Test Frequency: 1852.4 MHz

Communication System: WCDMA1900 ; Frequency: 1852.4 MHz ; Duty Cycle: 1:1

Medium: MSL1900 Medium parameters used : $f = 1852.4$ MHz; $\sigma = 1.5$ mho/m; $\epsilon_r = 54.5$; $\rho = 1000$ kg/m³ ; Liquid Level : 151 mm

Phantom section: Flat Section ; DUT test position : Body ; Modulation Type: BPSK

Separation Distance : 0 mm (The bottom side of the EUT to the Phantom)

Antenna Type : monopole Antenna ; Air Temp. : 22.7 degrees ; Liquid Temp. : 21.7 degrees

DASY4 Configuration:

- Probe: ET3DV6 - SN1687 ; ConvF(4.39, 4.39, 4.39) ; Calibrated: 2005/9/15
- Sensor-Surface: 4mm (Mechanical Surface Detection)
- Electronics: DAE3 Sn579 ; Calibrated: 2006/3/15
- Phantom: SAM 12 ; Type: SAM V4.0; Serial: TP 1202
- Measurement SW: DASY4, V4.7 Build 44 ; Postprocessing SW: SEMCAD, V1.8 Build 171

Low Channel 9262/Area Scan (7x10x1): Measurement grid: dx=15mm, dy=15mm

Maximum value of SAR (measured) = 0.717 mW/g

Low Channel 9262/Zoom Scan (7x7x7) (7x7x7)/Cube 0: Measurement grid: dx=5mm, dy=5mm, dz=5mm

Reference Value = 23.2 V/m

Peak SAR (extrapolated) = 1.01 W/kg

SAR(1 g) = 0.682 mW/g; SAR(10 g) = 0.434 mW/g

Maximum value of SAR (measured) = 0.737 mW/g

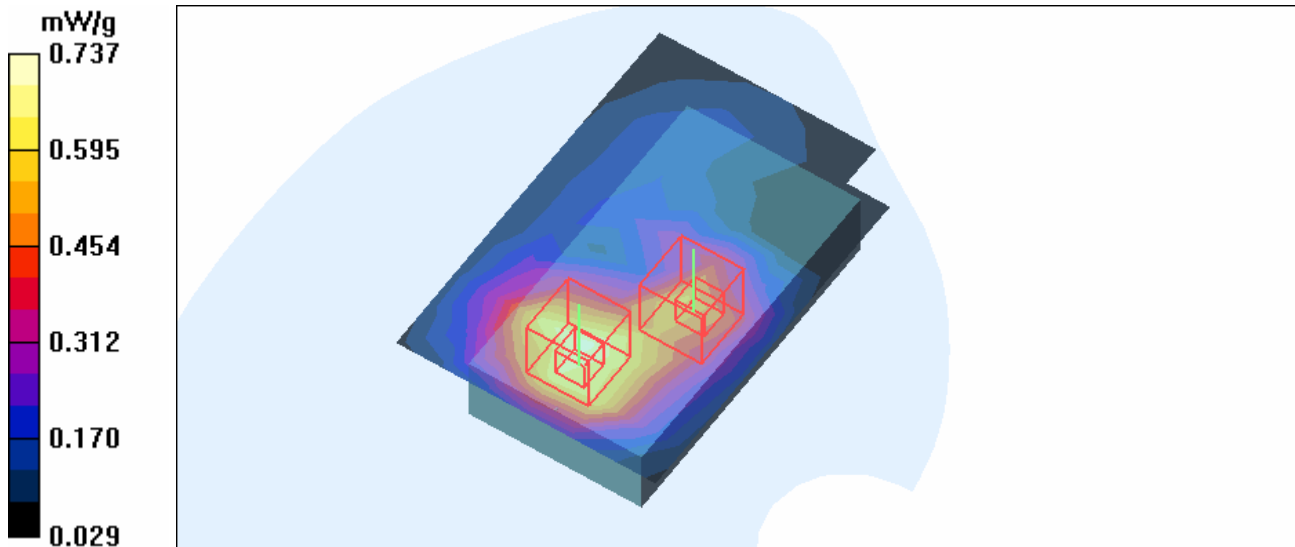
Low Channel 9262/Zoom Scan (7x7x7) (7x7x7)/Cube 1: Measurement grid: dx=5mm, dy=5mm, dz=5mm

Reference Value = 23.2 V/m

Peak SAR (extrapolated) = 1.01 W/kg

SAR(1 g) = 0.562 mW/g; SAR(10 g) = 0.319 mW/g

Maximum value of SAR (measured) = 0.622 mW/g



Test Laboratory: Advance Data Technology

Body Worn-Keypad Down-WCDMA1900-CH9400-Mode 13

DUT: Pocket PC Phone ; Type: HERM100 ; Test Frequency: 1880 MHz

Communication System: WCDMA1900 ; Frequency: 1880 MHz ; Duty Cycle: 1:1

Medium: MSL1900 Medium parameters used: $f = 1880$ MHz; $\sigma = 1.54$ mho/m; $\epsilon_r = 54.4$; $\rho = 1000$ kg/m³ ; Liquid Level : 151 mm

Phantom section: Flat Section ; DUT test position : Body ; Modulation Type: BPSK

Separation Distance : 0 mm (The bottom side of the EUT to the Phantom)

Antenna Type : monopole Antenna ; Air Temp. : 22.7 degrees ; Liquid Temp. : 21.7 degrees

DASY4 Configuration:

- Probe: ET3DV6 - SN1687 ; ConvF(4.39, 4.39, 4.39) ; Calibrated: 2005/9/15
- Sensor-Surface: 4mm (Mechanical Surface Detection)
- Electronics: DAE3 Sn579 ; Calibrated: 2006/3/15
- Phantom: SAM 12 ; Type: SAM V4.0; Serial: TP 1202
- Measurement SW: DASY4, V4.7 Build 44 ; Postprocessing SW: SEMCAD, V1.8 Build 171

Mid Channel 9400/Area Scan (7x10x1): Measurement grid: dx=15mm, dy=15mm

Maximum value of SAR (measured) = 0.619 mW/g

Mid Channel 9400/Zoom Scan (7x7x7) (7x7x7)/Cube 0: Measurement grid: dx=5mm, dy=5mm, dz=5mm

Reference Value = 20.5 V/m

Peak SAR (extrapolated) = 0.844 W/kg

SAR(1 g) = 0.585 mW/g; SAR(10 g) = 0.373 mW/g

Maximum value of SAR (measured) = 0.629 mW/g

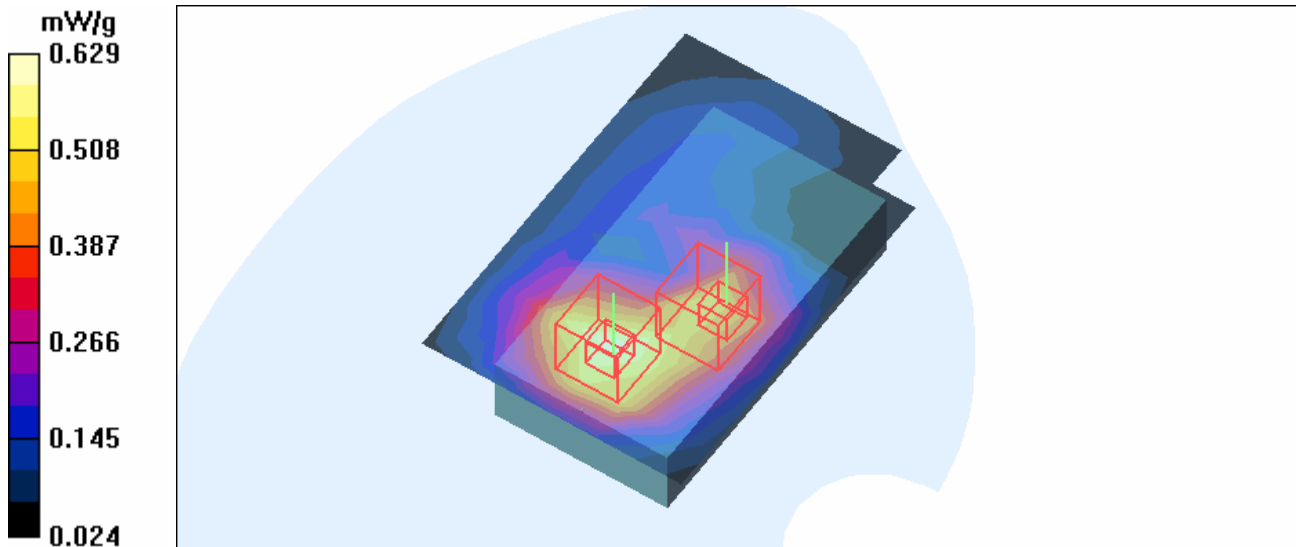
Mid Channel 9400/Zoom Scan (7x7x7) (7x7x7)/Cube 1: Measurement grid: dx=5mm, dy=5mm, dz=5mm

Reference Value = 20.5 V/m

Peak SAR (extrapolated) = 0.867 W/kg

SAR(1 g) = 0.508 mW/g; SAR(10 g) = 0.295 mW/g

Maximum value of SAR (measured) = 0.562 mW/g



Test Laboratory: Advance Data Technology

Body Worn-Keypad Down-WCDMA1900-CH9538-Mode 13

DUT: Pocket PC Phone ; Type: HERM100 ; Test Frequency: 1907.6 MHz

Communication System: WCDMA1900 ; Frequency: 1907.6 MHz ; Duty Cycle: 1:1

Medium: MSL1900 Medium parameters used : $f = 1907.6 \text{ MHz}$; $\sigma = 1.58 \text{ mho/m}$; $\epsilon_r = 54.4$; $\rho = 1000 \text{ kg/m}^3$; Liquid Level : 151 mm

Phantom section: Flat Section ; DUT test position : Body ; Modulation Type: BPSK

Separation Distance : 0 mm (The bottom side of the EUT to the Phantom)

Antenna Type : monopole Antenna ; Air Temp. : 22.7 degrees ; Liquid Temp. : 21.7 degrees

DASY4 Configuration:

- Probe: ET3DV6 - SN1687 ; ConvF(4.39, 4.39, 4.39) ; Calibrated: 2005/9/15
- Sensor-Surface: 4mm (Mechanical Surface Detection)
- Electronics: DAE3 Sn579 ; Calibrated: 2006/3/15
- Phantom: SAM 12 ; Type: SAM V4.0; Serial: TP 1202
- Measurement SW: DASY4, V4.7 Build 44 ; Postprocessing SW: SEMCAD, V1.8 Build 171

High Channel 9538/Area Scan (7x10x1): Measurement grid: dx=15mm, dy=15mm

Maximum value of SAR (measured) = 0.604 mW/g

High Channel 9538/Zoom Scan (7x7x7) (7x7x7)/Cube 0: Measurement grid: dx=5mm, dy=5mm, dz=5mm

Reference Value = 20.4 V/m

Peak SAR (extrapolated) = 0.887 W/kg

SAR(1 g) = 0.577 mW/g; SAR(10 g) = 0.368 mW/g

Maximum value of SAR (measured) = 0.635 mW/g

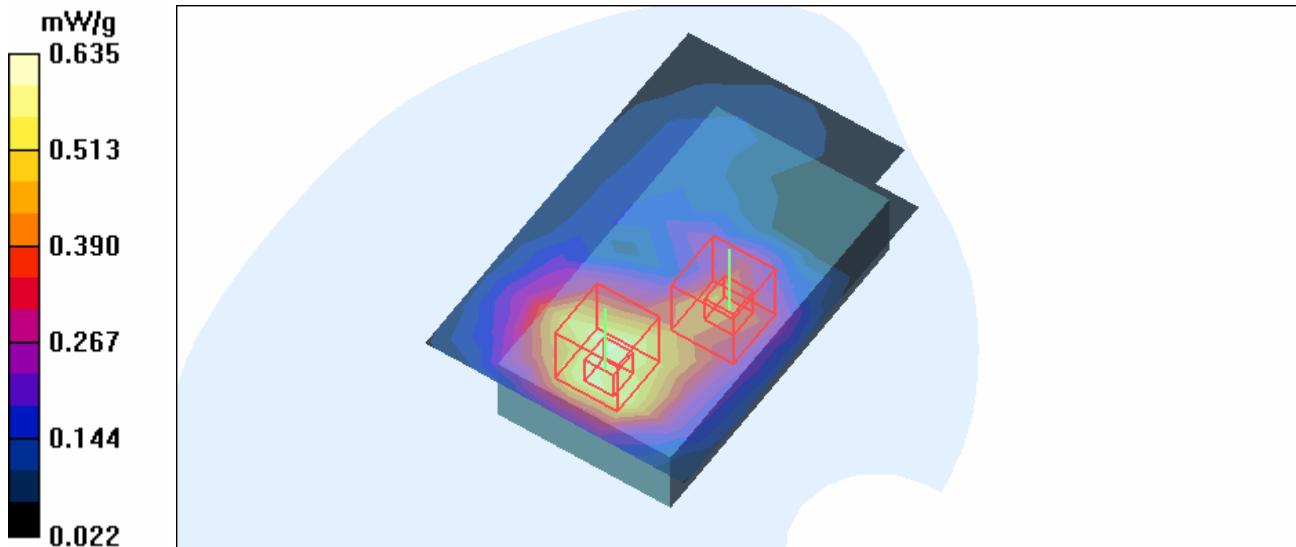
High Channel 9538/Zoom Scan (7x7x7) (7x7x7)/Cube 1: Measurement grid: dx=5mm, dy=5mm, dz=5mm

Reference Value = 20.4 V/m

Peak SAR (extrapolated) = 1.03 W/kg

SAR(1 g) = 0.453 mW/g; SAR(10 g) = 0.255 mW/g

Maximum value of SAR (measured) = 0.520 mW/g



Test Laboratory: Advance Data Technology

Body Worn-Keypad Down-WCDMA1900-CH9262-Mode 14

DUT: Pocket PC Phone ; Type: HERM100 ; Test Frequency: 1852.4 MHz

Communication System: WCDMA1900 ; Frequency: 1852.4 MHz ; Duty Cycle: 1:1

Medium: MSL1900 Medium parameters used : $f = 1852.4$ MHz; $\sigma = 1.51$ mho/m; $\epsilon_r = 54.4$; $\rho = 1000$ kg/m³ ; Liquid Level : 151 mm

Phantom section: Flat Section ; DUT test position : Body ; Modulation Type: BPSK

Separation Distance : 0 mm (The bottom side of the EUT to the Phantom)

Antenna Type : monopole Antenna ; Air Temp. : 22.7 degrees ; Liquid Temp. : 21.7 degrees

DASY4 Configuration:

- Probe: ET3DV6 - SN1687 ; ConvF(4.39, 4.39, 4.39) ; Calibrated: 2005/9/15
- Sensor-Surface: 4mm (Mechanical Surface Detection)
- Electronics: DAE3 Sn579 ; Calibrated: 2006/3/15
- Phantom: SAM 12 ; Type: SAM V4.0; Serial: TP 1202
- Measurement SW: DASY4, V4.7 Build 44 ; Postprocessing SW: SEMCAD, V1.8 Build 171

Low Channel 9262/Area Scan (7x10x1): Measurement grid: dx=15mm, dy=15mm

Maximum value of SAR (measured) = 0.642 mW/g

Low Channel 9262/Zoom Scan (7x7x7) (7x7x7)/Cube 0: Measurement grid: dx=5mm, dy=5mm, dz=5mm

Reference Value = 22.4 V/m

Peak SAR (extrapolated) = 0.876 W/kg

SAR(1 g) = 0.607 mW/g; SAR(10 g) = 0.387 mW/g

Maximum value of SAR (measured) = 0.653 mW/g

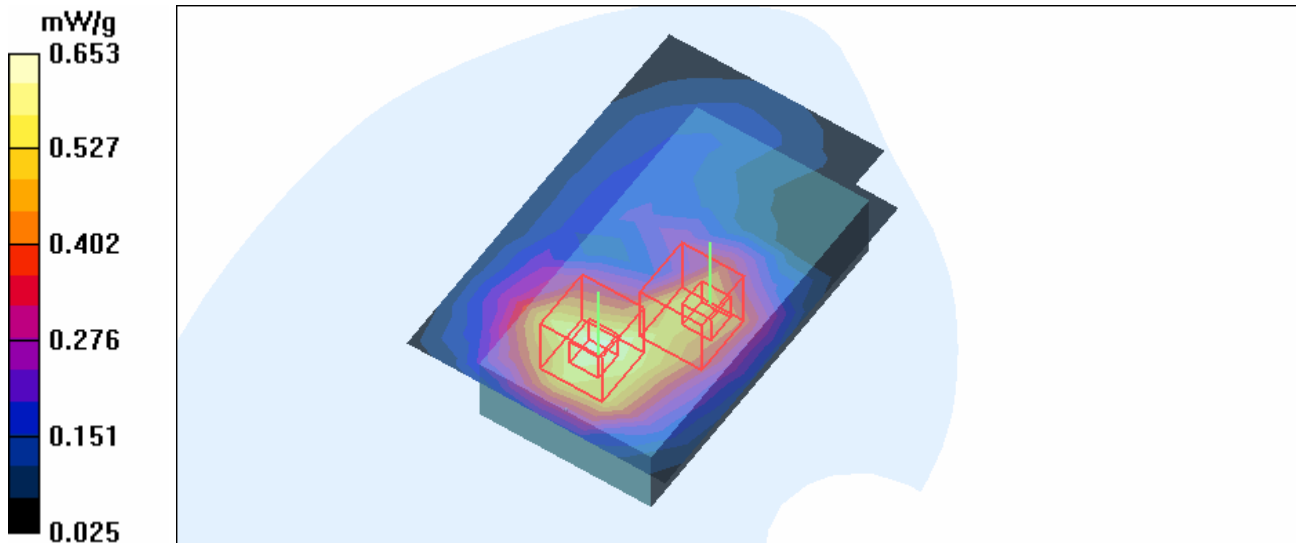
Low Channel 9262/Zoom Scan (7x7x7) (7x7x7)/Cube 1: Measurement grid: dx=5mm, dy=5mm, dz=5mm

Reference Value = 22.4 V/m

Peak SAR (extrapolated) = 0.899 W/kg

SAR(1 g) = 0.527 mW/g; SAR(10 g) = 0.306 mW/g

Maximum value of SAR (measured) = 0.583 mW/g



Test Laboratory: Advance Data Technology

Body Worn-Keypad Down-WCDMA1900-CH9400-Mode 14

DUT: Pocket PC Phone ; Type: HERM100 ; Test Frequency: 1880 MHz

Communication System: WCDMA1900 ; Frequency: 1880 MHz ; Duty Cycle: 1:1

Medium: MSL1900 Medium parameters used: $f = 1880 \text{ MHz}$; $\sigma = 1.55 \text{ mho/m}$; $\epsilon_r = 54.2$; $\rho = 1000 \text{ kg/m}^3$; Liquid Level : 151 mm

Phantom section: Flat Section ; DUT test position : Body ; Modulation Type: BPSK

Separation Distance : 0 mm (The bottom side of the EUT to the Phantom)

Antenna Type : monopole Antenna ; Air Temp. : 22.7 degrees ; Liquid Temp. : 21.7 degrees

DASY4 Configuration:

- Probe: ET3DV6 - SN1687 ; ConvF(4.39, 4.39, 4.39) ; Calibrated: 2005/9/15
- Sensor-Surface: 4mm (Mechanical Surface Detection)
- Electronics: DAE3 Sn579 ; Calibrated: 2006/3/15
- Phantom: SAM 12 ; Type: SAM V4.0; Serial: TP 1202
- Measurement SW: DASY4, V4.7 Build 44 ; Postprocessing SW: SEMCAD, V1.8 Build 171

Mid Channel 9400/Area Scan (7x10x1): Measurement grid: $dx=15\text{mm}$, $dy=15\text{mm}$

Maximum value of SAR (measured) = 0.623 mW/g

Mid Channel 9400/Zoom Scan (7x7x7) (7x7x7)/Cube 0: Measurement grid: $dx=5\text{mm}$, $dy=5\text{mm}$, $dz=5\text{mm}$

Reference Value = 24.9 V/m

Peak SAR (extrapolated) = 0.874 W/kg

SAR(1 g) = 0.593 mW/g; SAR(10 g) = 0.377 mW/g

Maximum value of SAR (measured) = 0.641 mW/g

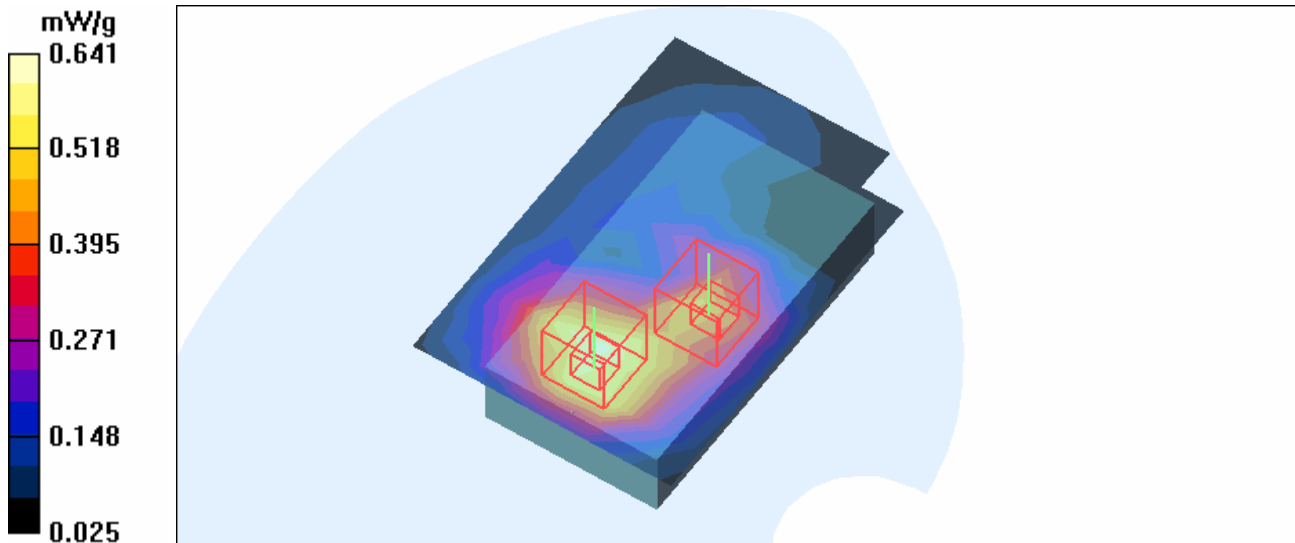
Mid Channel 9400/Zoom Scan (7x7x7) (7x7x7)/Cube 1: Measurement grid: $dx=5\text{mm}$, $dy=5\text{mm}$, $dz=5\text{mm}$

Reference Value = 24.9 V/m

Peak SAR (extrapolated) = 0.880 W/kg

SAR(1 g) = 0.489 mW/g; SAR(10 g) = 0.278 mW/g

Maximum value of SAR (measured) = 0.540 mW/g



Test Laboratory: Advance Data Technology

Body Worn-Keypad Down-WCDMA1900-CH9538-Mode 14

DUT: Pocket PC Phone ; Type: HERM100 ; Test Frequency: 1907.6 MHz

Communication System: WCDMA1900 ; Frequency: 1907.6 MHz ; Duty Cycle: 1:1

Medium: MSL1900 Medium parameters used : $f = 1907.6 \text{ MHz}$; $\sigma = 1.59 \text{ mho/m}$; $\epsilon_r = 54.1$; $\rho = 1000 \text{ kg/m}^3$; Liquid Level : 151 mm

Phantom section: Flat Section ; DUT test position : Body ; Modulation Type: BPSK

Separation Distance : 0 mm (The bottom side of the EUT to the Phantom)

Antenna Type : monopole Antenna ; Air Temp. : 22.7 degrees ; Liquid Temp. : 21.7 degrees

DASY4 Configuration:

- Probe: ET3DV6 - SN1687 ; ConvF(4.39, 4.39, 4.39) ; Calibrated: 2005/9/15
- Sensor-Surface: 4mm (Mechanical Surface Detection)
- Electronics: DAE3 Sn579 ; Calibrated: 2006/3/15
- Phantom: SAM 12 ; Type: SAM V4.0; Serial: TP 1202
- Measurement SW: DASY4, V4.7 Build 44 ; Postprocessing SW: SEMCAD, V1.8 Build 171

High Channel 9538/Area Scan (7x10x1): Measurement grid: dx=15mm, dy=15mm

Maximum value of SAR (measured) = 0.563 mW/g

High Channel 9538/Zoom Scan (7x7x7) (7x7x7)/Cube 0: Measurement grid: dx=5mm, dy=5mm, dz=5mm

Reference Value = 22.4 V/m

Peak SAR (extrapolated) = 0.827 W/kg

SAR(1 g) = 0.546 mW/g; SAR(10 g) = 0.343 mW/g

Maximum value of SAR (measured) = 0.593 mW/g

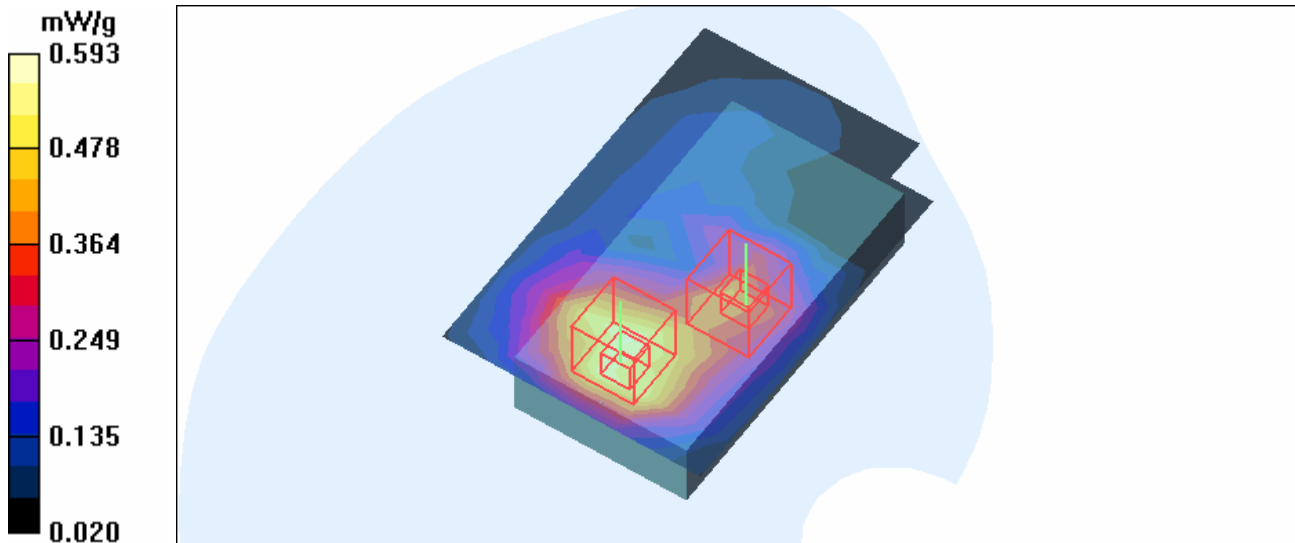
High Channel 9538/Zoom Scan (7x7x7) (7x7x7)/Cube 1: Measurement grid: dx=5mm, dy=5mm, dz=5mm

Reference Value = 22.4 V/m

Peak SAR (extrapolated) = 0.770 W/kg

SAR(1 g) = 0.423 mW/g; SAR(10 g) = 0.237 mW/g

Maximum value of SAR (measured) = 0.485 mW/g



Test Laboratory: Advance Data Technology

Body Worn-Keypad Down-11b-CH1-Mode 15

DUT: Pocket PC Phone ; Type: HERM100 ; Test Frequency: 2412 MHz

Communication System: 802.11b ; Frequency: 2412 MHz ; Duty Cycle: 1:1
 Medium: MSL2450 Medium parameters used: $f = 2412$ MHz; $\sigma = 1.94$ mho/m; $\epsilon_r = 52.8$; $\rho = 1000$ kg/m³ ; Liquid Level : 155 mm
 Phantom section: Flat Section ; DUT test position : Body ; Modulation Type: CCK
 Separation Distance : 0 mm (The bottom side of the EUT to the Phantom)
 Antenna Type : PIFA Antenna ; Air Temp. : 22.6 degrees ; Liquid Temp. : 21.7 degrees

DASY4 Configuration:

- Probe: ET3DV6 - SN1687 ; ConvF(4.13, 4.13, 4.13) ; Calibrated: 2005/9/15
- Sensor-Surface: 4mm (Mechanical Surface Detection)
- Electronics: DAE3 Sn579 ; Calibrated: 2006/3/15
- Phantom: SAM 12 ; Type: SAM V4.0; Serial: TP 1202
- Measurement SW: DASY4, V4.7 Build 44 ; Postprocessing SW: SEMCAD, V1.8 Build 171

Low Channel 1/Area Scan (7x10x1): Measurement grid: dx=15mm, dy=15mm
 Maximum value of SAR (measured) = 0.137 mW/g

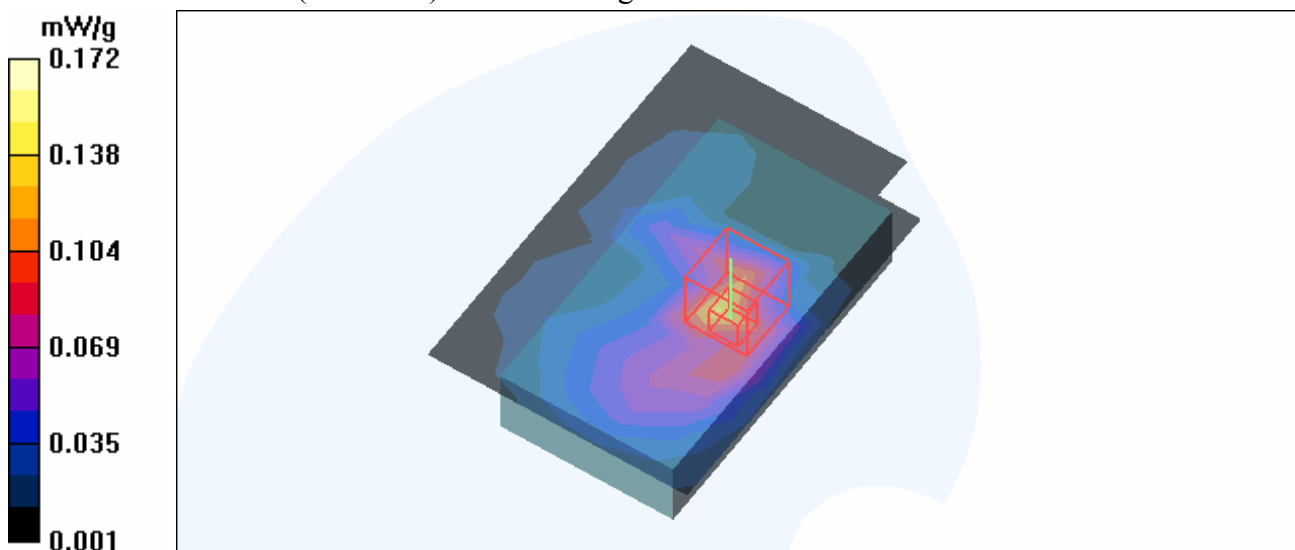
Low Channel 1/Zoom Scan (7x7x7) (7x7x7)/Cube 0: Measurement grid: dx=5mm, dy=5mm, dz=5mm

Reference Value = 5.31 V/m

Peak SAR (extrapolated) = 0.581 W/kg

SAR(1 g) = 0.156 mW/g; SAR(10 g) = 0.074 mW/g

Maximum value of SAR (measured) = 0.172 mW/g



Test Laboratory: Advance Data Technology

Right Head-Cheek-BT-CH39-Mode 16

DUT: Pocket PC Phone ; Type: HERM100 ; Test Frequency: 2441 MHz

Communication System: Bluetooth ; Frequency: 2441 MHz ; Duty Cycle: 1:1

Medium: HSL2450 Medium parameters used: $f = 2441 \text{ MHz}$; $\sigma = 1.84 \text{ mho/m}$; $\epsilon_r = 39.8$; $\rho = 1000 \text{ kg/m}^3$;

Liquid level: 150 mm

Phantom section: Right Section ; DUT test position : Cheek ; Modulation type: GFSK

Antenna type : PIFA Antenna ; Air temp. : 22.3 degrees ; Liquid temp. : 21.2 degrees

DASY4 Configuration:

- Probe: ET3DV6 - SN1687; ConvF(4.41, 4.41, 4.41) ; Calibrated: 2005/9/15
- Sensor-Surface: 4mm (Mechanical Surface Detection)
- Electronics: DAE3 Sn579; Calibrated: 2006/3/15
- Phantom: SAM 12; Type: SAM V4.0; Serial: TP 1202
- Measurement SW: DASY4, V4.7 Build 44; Postprocessing SW: SEMCAD, V1.8 Build 171

Touch position - Mid Channel 39/Area Scan (7x10x1): Measurement grid: $dx=15\text{mm}$, $dy=15\text{mm}$

Maximum value of SAR (measured) = 0.006 mW/g

Touch position - Mid Channel 39/Zoom Scan (7x7x7) (7x7x7)/Cube 0: Measurement grid: $dx=5\text{mm}$, $dy=5\text{mm}$, $dz=5\text{mm}$

Reference Value = 1.15 V/m

Peak SAR (extrapolated) = 0.008 W/kg

SAR(1 g) = 0.00297 mW/g; SAR(10 g) = 0.00179 mW/g

Maximum value of SAR (measured) = 0.008 mW/g

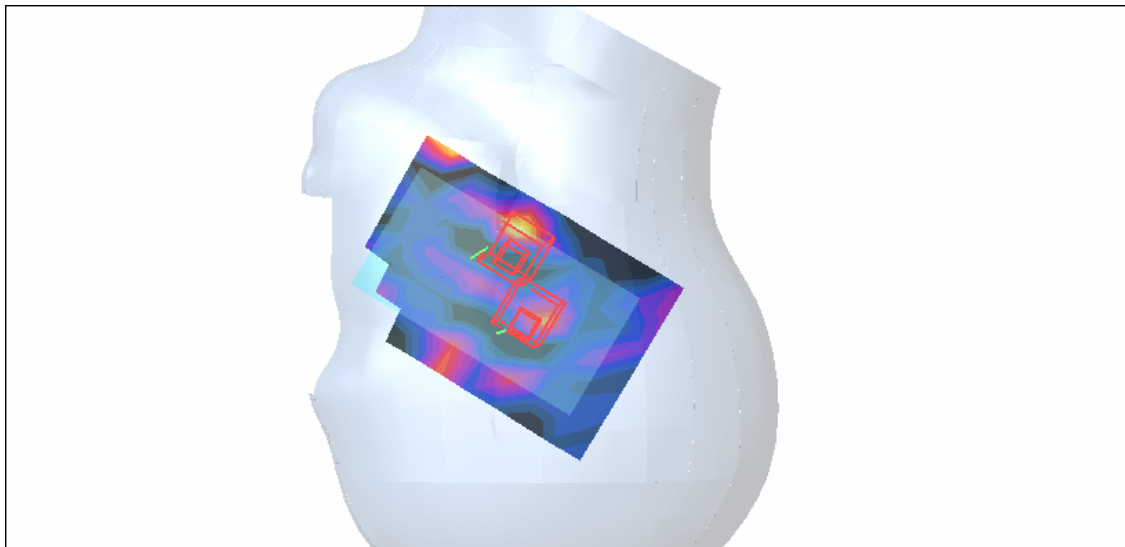
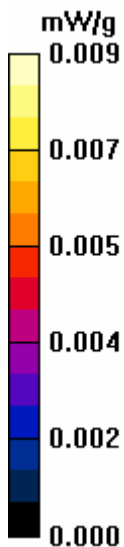
Touch position - Mid Channel 39/Zoom Scan (7x7x7) (7x7x7)/Cube 1: Measurement grid: $dx=5\text{mm}$, $dy=5\text{mm}$, $dz=5\text{mm}$

Reference Value = 1.15 V/m

Peak SAR (extrapolated) = 0.009 W/kg

SAR(1 g) = 0.00224 mW/g; SAR(10 g) = 0.000908 mW/g

Maximum value of SAR (measured) = 0.009 mW/g



Test Laboratory: Advance Data Technology

System Validation Check-HSL 835MHz

DUT: Dipole 850 MHz ; Type: D835V2 ; Serial: 4d021 ; Test Frequency: 835 MHz

Communication System: CW ; Frequency: 835 MHz; Duty Cycle: 1:1; Modulation type: CW
 Medium: HSL835;Medium parameters used: $f = 835$ MHz; $\sigma = 0.9$ mho/m; $\epsilon_r = 41.4$; $\rho = 1000$ kg/m³ ;
 Liquid level : 152 mm
 Phantom section: Flat Section ; Separation distance : 15 mm (The feetpoint of the dipole to the Phantom)Air temp. : 22.8 degrees ; Liquid temp. : 21.9 degrees

DASY4 Configuration:

- Probe: ET3DV6 - SN1687 ; ConvF(6.34, 6.34, 6.34) ; Calibrated: 2005/9/15
- Sensor-Surface: 4mm (Mechanical Surface Detection)
- Electronics: DAE3 Sn579; Calibrated: 2006/3/15
- Phantom: SAM 12; Type: SAM V4.0; Serial: TP 1202
- Measurement SW: DASY4, V4.7 Build 44; Postprocessing SW: SEMCAD, V1.8 Build 171

d=15mm, Pin=250mW/Area Scan (7x9x1): Measurement grid: dx=15mm, dy=15mm
 Maximum value of SAR (measured) = 2.36 mW/g

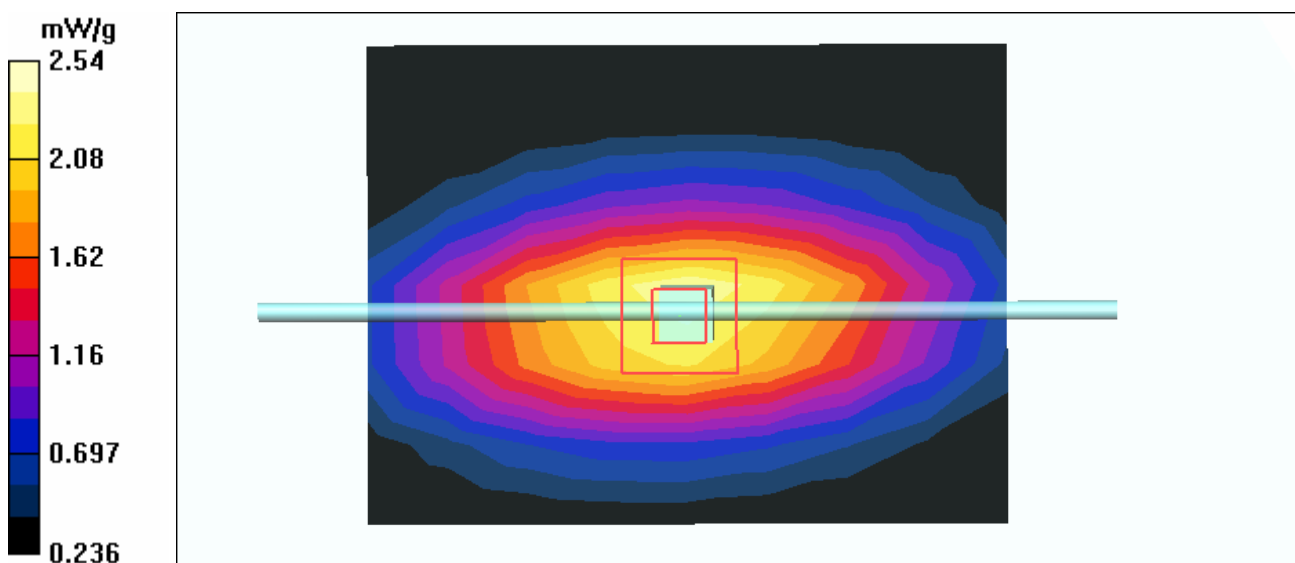
d=15mm, Pin=250mW/Zoom Scan (7x7x7) (7x7x7)/Cube 0: Measurement grid: dx=5mm, dy=5mm, dz=5mm

Reference Value = 54.8 V/m; Power Drift = -0.071 dB

Peak SAR (extrapolated) = 3.45 W/kg

SAR(1 g) = 2.35 mW/g; SAR(10 g) = 1.54 mW/g

Maximum value of SAR (measured) = 2.54 mW/g



Test Laboratory: Advance Data Technology

System Validation Check-MSL 835MHz

DUT: Dipole 850 MHz ; Type: D835V2 ; Serial: 4d021 ; Test Frequency: 835 MHz

Communication System: CW ; Frequency: 835 MHz; Duty Cycle: 1:1; Modulation type: CW
 Medium: MSL835; Medium parameters used: $f = 835 \text{ MHz}$; $\sigma = 0.94 \text{ mho/m}$; $\epsilon_r = 54.1$; $\rho = 1000 \text{ kg/m}^3$;
 Liquid level : 150 mm
 Phantom section: Flat Section ; Separation distance : 15 mm (The feetpoint of the dipole to the Phantom)
 Air temp. : 22.2 degrees ; Liquid temp. : 21.1 degrees

DASY4 Configuration:

- Probe: ET3DV6 - SN1687 ; ConvF(6.21, 6.21, 6.21) ; Calibrated: 2005/9/15
- Sensor-Surface: 4mm (Mechanical Surface Detection)
- Electronics: DAE3 Sn579; Calibrated: 2006/3/15
- Phantom: SAM 12; Type: SAM V4.0; Serial: TP 1202
- Measurement SW: DASY4, V4.7 Build 44; Postprocessing SW: SEMCAD, V1.8 Build 171

d=15mm, Pin=250mW/Area Scan (7x9x1): Measurement grid: dx=15mm, dy=15mm
 Maximum value of SAR (measured) = 2.28 mW/g

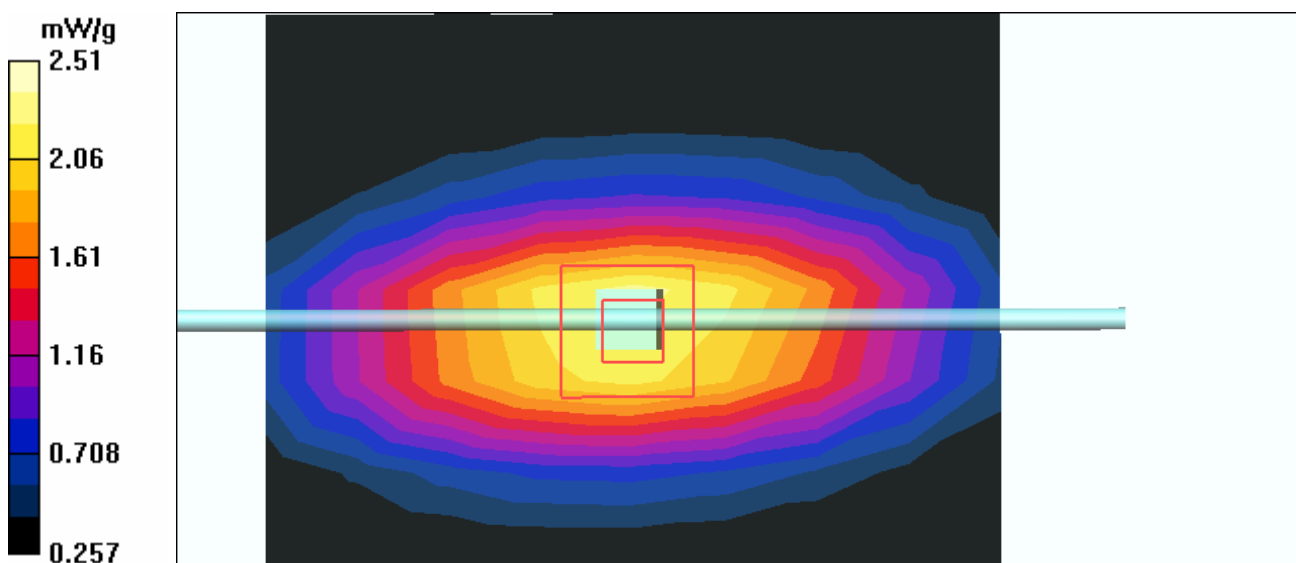
d=15mm, Pin=250mW/Zoom Scan (7x7x7) (7x7x7)/Cube 0: Measurement grid: dx=5mm, dy=5mm, dz=5mm

Reference Value = 52.5 V/m; Power Drift = -0.096 dB

Peak SAR (extrapolated) = 3.30 W/kg

SAR(1 g) = 2.33 mW/g; SAR(10 g) = 1.55 mW/g

Maximum value of SAR (measured) = 2.51 mW/g



Test Laboratory: Advance Data Technology

System Validation Check-HSL 1900MHz

DUT: Dipole 1900 MHz ; Type: D1900V2 ; Serial: 5d036 ; Test Frequency: 1900 MHz

Communication System: CW ; Frequency: 1900 MHz; Duty Cycle: 1:1; Modulation type: CW
 Medium: HSL1900; Medium parameters used: $f = 1900 \text{ MHz}$; $\sigma = 1.41 \text{ mho/m}$; $\epsilon_r = 40.7$; $\rho = 1000 \text{ kg/m}^3$;
 Liquid level : 155 mm
 Phantom section: Flat Section ; Separation distance : 10 mm (The feetpoint of the dipole to the Phantom)
 Air temp. : 22.5 degrees ; Liquid temp. : 21.3 degrees

DASY4 Configuration:

- Probe: ET3DV6 - SN1687 ; ConvF(4.96, 4.96, 4.96) ; Calibrated: 2005/9/15
- Sensor-Surface: 4mm (Mechanical Surface Detection)
- Electronics: DAE3 Sn579; Calibrated: 2006/3/15
- Phantom: SAM 12; Type: SAM V4.0; Serial: TP 1202
- Measurement SW: DASY4, V4.7 Build 44; Postprocessing SW: SEMCAD, V1.8 Build 171

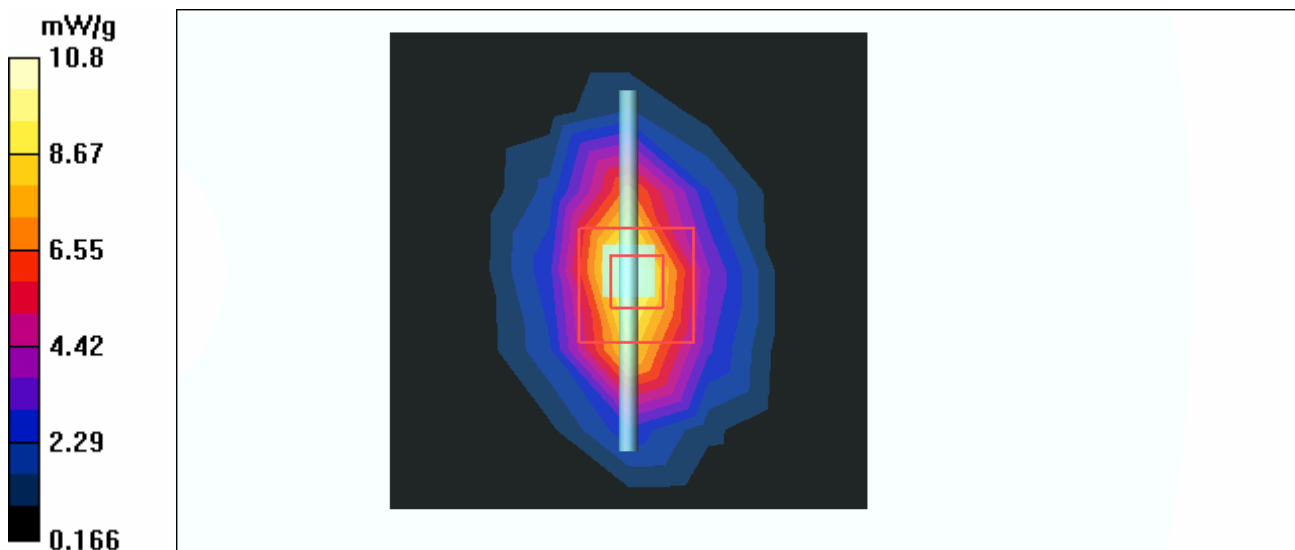
d=10mm, Pin=250mW/Area Scan (7x7x1): Measurement grid: dx=15mm, dy=15mm
 Maximum value of SAR (measured) = 10.8 mW/g

d=10mm, Pin=250mW/Zoom Scan (7x7x7) (7x7x7)/Cube 0: Measurement grid: dx=5mm, dy=5mm, dz=5mm

Reference Value = 93.1 V/m; Power Drift = 0.056 dB

Peak SAR (extrapolated) = 16.1 W/kg

SAR(1 g) = 9.52 mW/g; SAR(10 g) = 5.07 mW/g



Test Laboratory: Advance Data Technology

System Validation Check-MSL 1900MHz

DUT: Dipole 1900 MHz ; Type: D1900V2 ; Serial: 5d036 ; Test Frequency: 1900 MHz

Communication System: CW ; Frequency: 1900 MHz; Duty Cycle: 1:1; Modulation type: CW
 Medium: MSL1900; Medium parameters used: $f = 1900$ MHz; $\sigma = 1.57$ mho/m; $\epsilon_r = 54.4$; $\rho = 1000$ kg/m³ ; Liquid level : 151 mm
 Phantom section: Flat Section ; Separation distance : 10 mm (The feetpoint of the dipole to the Phantom) Air temp. : 22.7 degrees ; Liquid temp. : 21.7 degrees

DASY4 Configuration:

- Probe: ET3DV6 - SN1687 ; ConvF(4.39, 4.39, 4.39) ; Calibrated: 2005/9/15
- Sensor-Surface: 4mm (Mechanical Surface Detection)
- Electronics: DAE3 Sn579; Calibrated: 2006/3/15
- Phantom: SAM 12; Type: SAM V4.0; Serial: TP 1202
- Measurement SW: DASY4, V4.7 Build 44; Postprocessing SW: SEMCAD, V1.8 Build 171

d=10mm, Pin=250mW/Area Scan (7x7x1): Measurement grid: dx=15mm, dy=15mm
 Maximum value of SAR (measured) = 11.0 mW/g

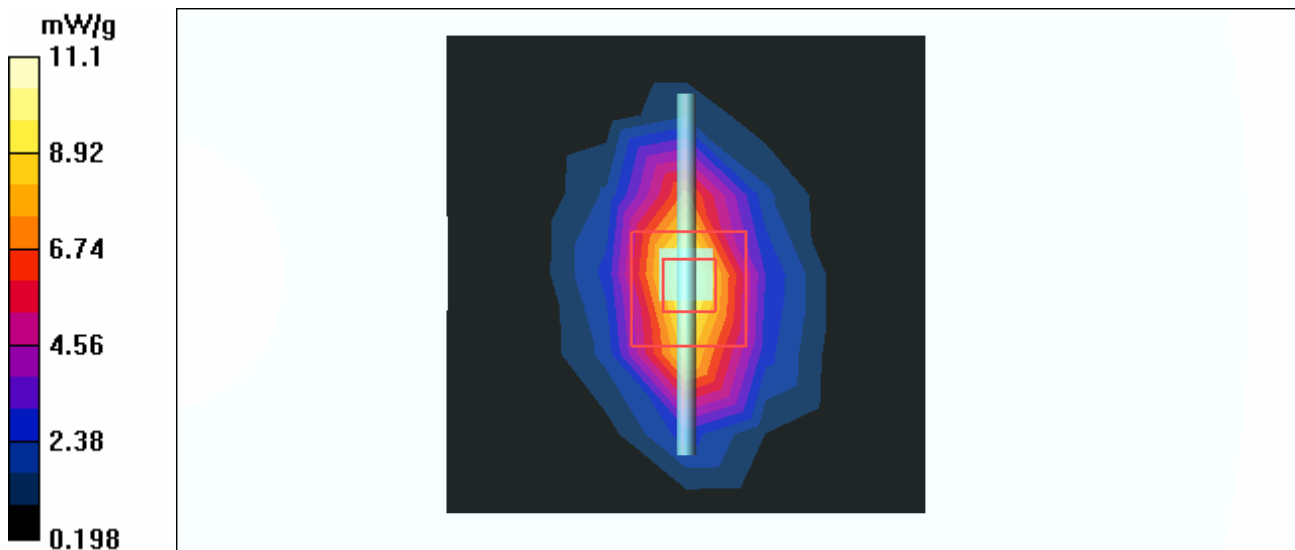
d=10mm, Pin=250mW/Zoom Scan (7x7x7) (7x7x7)/Cube 0: Measurement grid: dx=5mm, dy=5mm, dz=5mm

Reference Value = 89.2 V/m; Power Drift = -0.106 dB

Peak SAR (extrapolated) = 16.7 W/kg

SAR(1 g) = 9.77 mW/g; SAR(10 g) = 5.21 mW/g

Maximum value of SAR (measured) = 11.1 mW/g



Test Laboratory: Advance Data Technology

System Validation Check-HSL 1900MHz

DUT: Dipole 1900 MHz ; Type: D1900V2 ; Serial: 5d036 ; Test Frequency: 1900 MHz

Communication System: CW ; Frequency: 1900 MHz; Duty Cycle: 1:1; Modulation type: CW
 Medium: HSL1900; Medium parameters used: $f = 1900 \text{ MHz}$; $\sigma = 1.42 \text{ mho/m}$; $\epsilon_r = 41.2$; $\rho = 1000 \text{ kg/m}^3$;
 Liquid level : 155 mm
 Phantom section: Flat Section ; Separation distance : 10 mm (The feetpoint of the dipole to the Phantom)
 Air temp. : 22.5 degrees ; Liquid temp. : 21.3 degrees

DASY4 Configuration:

- Probe: ET3DV6 - SN1687 ; ConvF(4.96, 4.96, 4.96) ; Calibrated: 2005/9/15
- Sensor-Surface: 4mm (Mechanical Surface Detection)
- Electronics: DAE3 Sn579; Calibrated: 2006/3/15
- Phantom: SAM 12; Type: SAM V4.0; Serial: TP 1202
- Measurement SW: DASY4, V4.7 Build 44; Postprocessing SW: SEMCAD, V1.8 Build 171

d=10mm, Pin=250mW/Area Scan (7x7x1): Measurement grid: dx=15mm, dy=15mm
 Maximum value of SAR (measured) = 10.8 mW/g

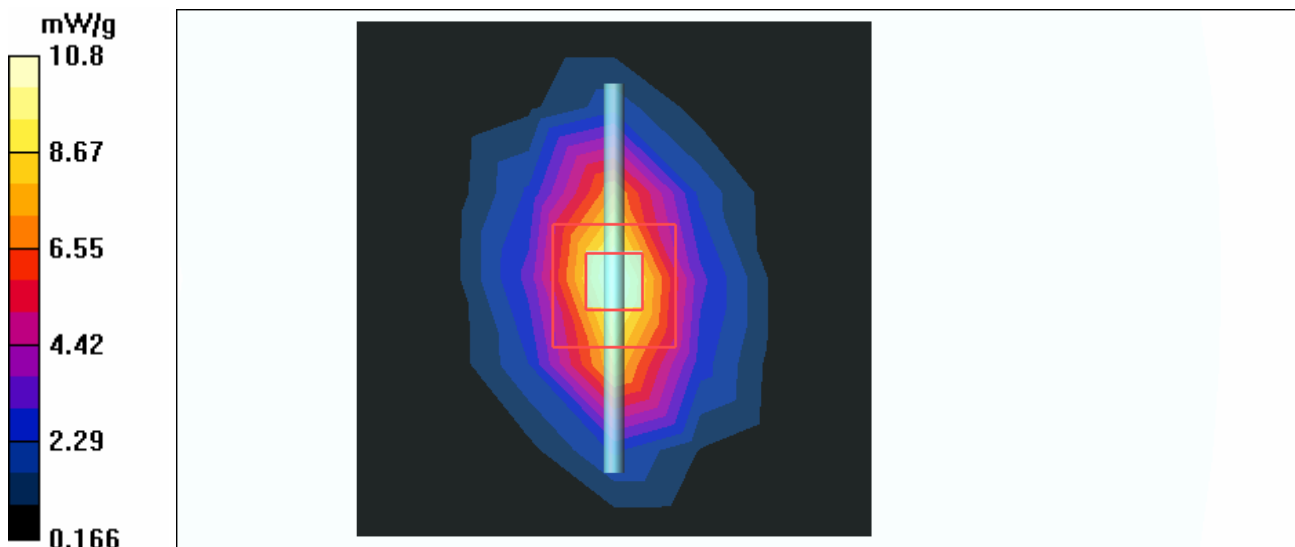
d=10mm, Pin=250mW/Zoom Scan (7x7x7) (7x7x7)/Cube 0: Measurement grid: dx=5mm, dy=5mm, dz=5mm

Reference Value = 92.1 V/m; Power Drift = 0.016 dB

Peak SAR (extrapolated) = 16.0 W/kg

SAR(1 g) = 9.49 mW/g; SAR(10 g) = 5.05 mW/g

Maximum value of SAR (measured) = 10.7 mW/g



Test Laboratory: Advance Data Technology

System Validation Check-MSL 1900MHz

DUT: Dipole 1900 MHz ; Type: D1900V2 ; Serial: 5d036 ; Test Frequency: 1900 MHz

Communication System: CW ; Frequency: 1900 MHz; Duty Cycle: 1:1; Modulation type: CW
 Medium: MSL1900; Medium parameters used: $f = 1900$ MHz; $\sigma = 1.58$ mho/m; $\epsilon_r = 54.2$; $\rho = 1000$ kg/m³ ; Liquid level : 151 mm
 Phantom section: Flat Section ; Separation distance : 10 mm (The feetpoint of the dipole to the Phantom) Air temp. : 22.7 degrees ; Liquid temp. : 21.7 degrees

DASY4 Configuration:

- Probe: ET3DV6 - SN1687 ; ConvF(4.39, 4.39, 4.39) ; Calibrated: 2005/9/15
- Sensor-Surface: 4mm (Mechanical Surface Detection)
- Electronics: DAE3 Sn579; Calibrated: 2006/3/15
- Phantom: SAM 12; Type: SAM V4.0; Serial: TP 1202
- Measurement SW: DASY4, V4.7 Build 44; Postprocessing SW: SEMCAD, V1.8 Build 171

d=10mm, Pin=250mW/Area Scan (7x7x1): Measurement grid: dx=15mm, dy=15mm
 Maximum value of SAR (measured) = 11.1 mW/g

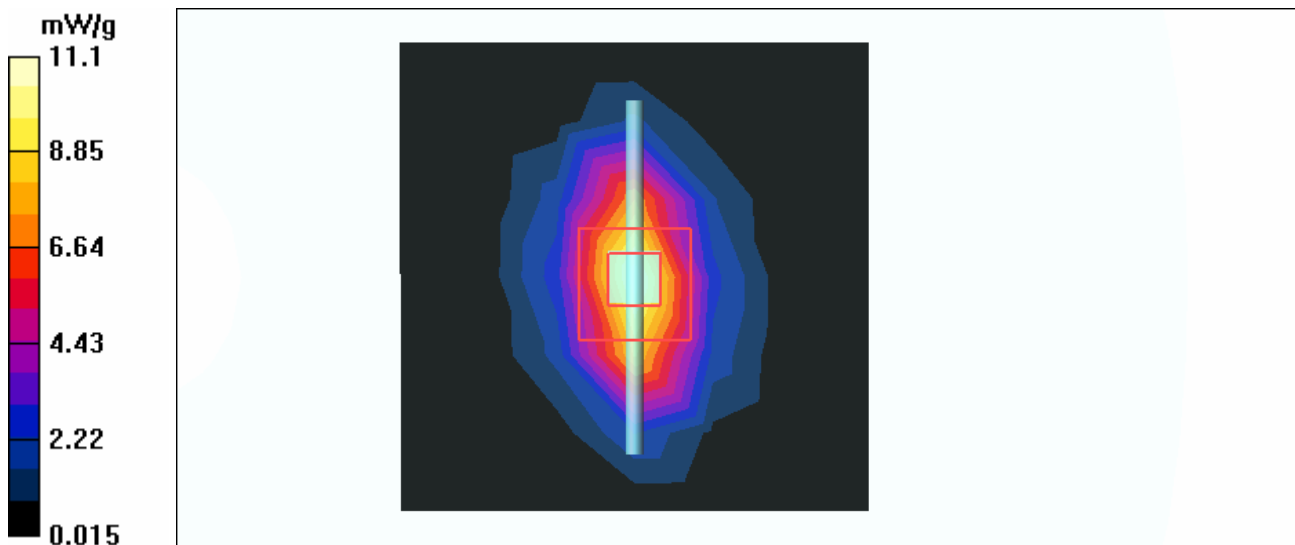
d=10mm, Pin=250mW/Zoom Scan (7x7x7) (7x7x7)/Cube 0: Measurement grid: dx=5mm, dy=5mm, dz=5mm

Reference Value = 89.4 V/m; Power Drift = -0.105 dB

Peak SAR (extrapolated) = 16.6 W/kg

SAR(1 g) = 9.74 mW/g; SAR(10 g) = 5.2 mW/g

Maximum value of SAR (measured) = 11.0 mW/g



Test Laboratory: Advance Data Technology

System Validation Check-HSL 2450MHz

DUT: Dipole 2450 MHz ; Type: D2450V2 ; Serial: 737 ; Test Frequency: 2450 MHz

Communication System: CW ; Frequency: 2450 MHz; Duty Cycle: 1:1; Modulation type: CW
 Medium: HSL2450; Medium parameters used: $f = 2450 \text{ MHz}$; $\sigma = 1.85 \text{ mho/m}$; $\epsilon_r = 39.8$; $\rho = 1000 \text{ kg/m}^3$;
 Liquid level : 150 mm
 Phantom section: Flat Section ; Separation distance : 10 mm (The feetpoint of the dipole to the Phantom)
 Air temp. : 22.3 degrees ; Liquid temp. : 21.2 degrees

DASY4 Configuration:

- Probe: ET3DV6 - SN1687 ; ConvF(4.41, 4.41, 4.41) ; Calibrated: 2005/9/15
- Sensor-Surface: 4mm (Mechanical Surface Detection)
- Electronics: DAE3 Sn579; Calibrated: 2006/3/15
- Phantom: SAM 12; Type: SAM V4.0; Serial: TP 1202
- Measurement SW: DASY4, V4.7 Build 44; Postprocessing SW: SEMCAD, V1.8 Build 171

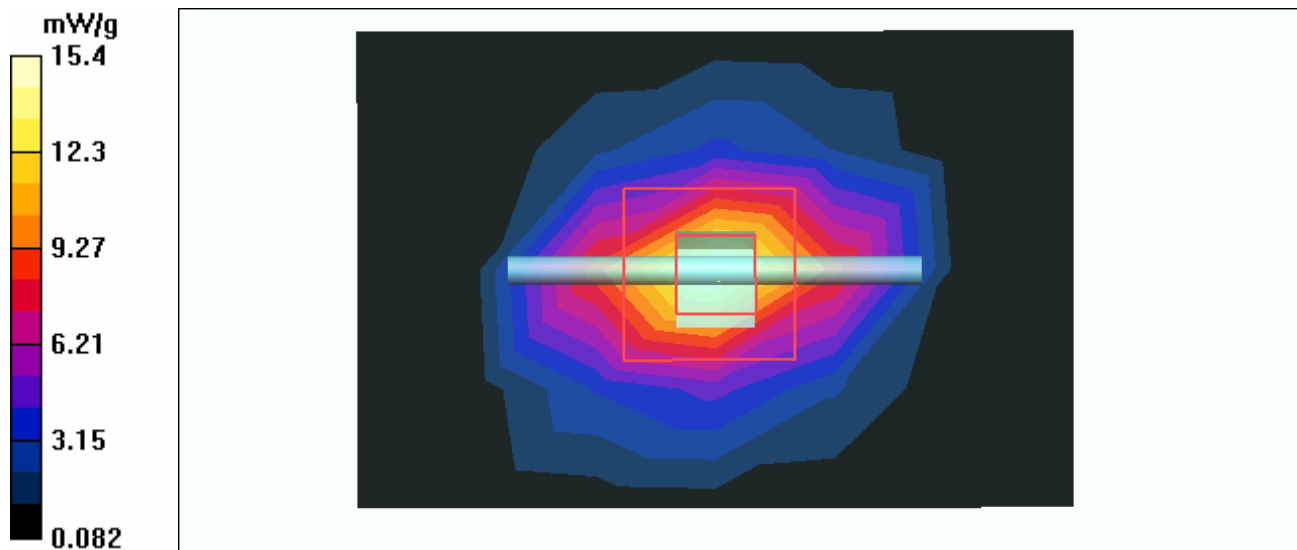
d=10mm, Pin=250mW/Area Scan (5x7x1): Measurement grid: dx=15mm, dy=15mm
 Maximum value of SAR (measured) = 15.4 mW/g

d=10mm, Pin=250mW/Zoom Scan (7x7x7)/Cube 0: Measurement grid: dx=5mm, dy=5mm, dz=5mm

Reference Value = 95.6 V/m; Power Drift = -0.082 dB

Peak SAR (extrapolated) = 28.2 W/kg

SAR(1 g) = 13.5 mW/g; SAR(10 g) = 6.3 mW/g



Test Laboratory: Advance Data Technology

System Validation Check-MSL 2450MHz

DUT: Dipole 2450 MHz ; Type: D2450V2 ; Serial: 737 ; Test Frequency: 2450 MHz

Communication System: CW ; Frequency: 2450 MHz; Duty Cycle: 1:1; Modulation type: CW
 Medium: MSL2450; Medium parameters used: $f = 2450$ MHz; $\sigma = 2$ mho/m; $\epsilon_r = 52.7$; $\rho = 1000$ kg/m³ ;
 Liquid level : 155 mm
 Phantom section: Flat Section ; Separation distance : 10 mm (The feetpoint of the dipole to the Phantom)
 Air temp. : 22.6 degrees ; Liquid temp. : 21.7 degrees

DASY4 Configuration:

- Probe: ET3DV6 - SN1687 ; ConvF(4.13, 4.13, 4.13) ; Calibrated: 2005/9/15
- Sensor-Surface: 4mm (Mechanical Surface Detection)
- Electronics: DAE3 Sn579; Calibrated: 2006/3/15
- Phantom: SAM 12; Type: SAM V4.0; Serial: TP 1202
- Measurement SW: DASY4, V4.7 Build 44; Postprocessing SW: SEMCAD, V1.8 Build 171

d=10mm, Pin=250mW/Area Scan (5x7x1): Measurement grid: dx=15mm, dy=15mm
 Maximum value of SAR (measured) = 15.6 mW/g

d=10mm, Pin=250mW/Zoom Scan (7x7x7)/Cube 0: Measurement grid: dx=5mm, dy=5mm, dz=5mm

Reference Value = 91.2 V/m; Power Drift = -0.044 dB

Peak SAR (extrapolated) = 30.7 W/kg

SAR(1 g) = 13.9 mW/g; SAR(10 g) = 6.47 mW/g

Maximum value of SAR (measured) = 15.7 mW/g

