

Test Laboratory: Compliance Certification Services

Head-Left Hand Side

DUT: HTC Smart Phone; Type: Smart phone; Serial: HT619FJ00049

Communication System: DCS 1900; Frequency: 1850.2 MHz; Duty Cycle: 1:8

Medium parameters used (interpolated): $f = 1850.2$ MHz; $\sigma = 1.37$ mho/m; $\epsilon_r = 39.9$; $\rho = 1000$ kg/m³

Phantom section: Left Section

Room Ambient Temperature: 23.0deg. C; Liquid Temperature: 22.0 deg. C

DASY4 Configuration:

- Area Scan setting - Find Secondary Maximum Within: 2.0 dB and with a peak SAR value greater than 0.0012W/kg
- Probe: EX3DV4 - SN3552; ConvF(8, 8, 8); Calibrated: 5/30/2006
- Sensor-Surface: 4mm (Mechanical Surface Detection)
- Electronics: DAE4 SN558; Calibrated: 1/20/2006
- Phantom: SAM 1; Type: SAM 1; Serial: 1185
- Measurement SW: DASY4, V4.7 Build 21; Postprocessing SW: SEMCAD, V1.8 Build 170

GSM1900 ch 512-Touch/Area Scan (7x7x1): Measurement grid: dx=15mm, dy=15mm

[Info: Interpolated medium parameters used for SAR evaluation.](#)

Maximum value of SAR (measured) = 0.648 mW/g

GSM1900 ch 512-Touch/Zoom Scan (5x5x7)/Cube 0: Measurement grid: dx=7.5mm, dy=7.5mm, dz=5mm

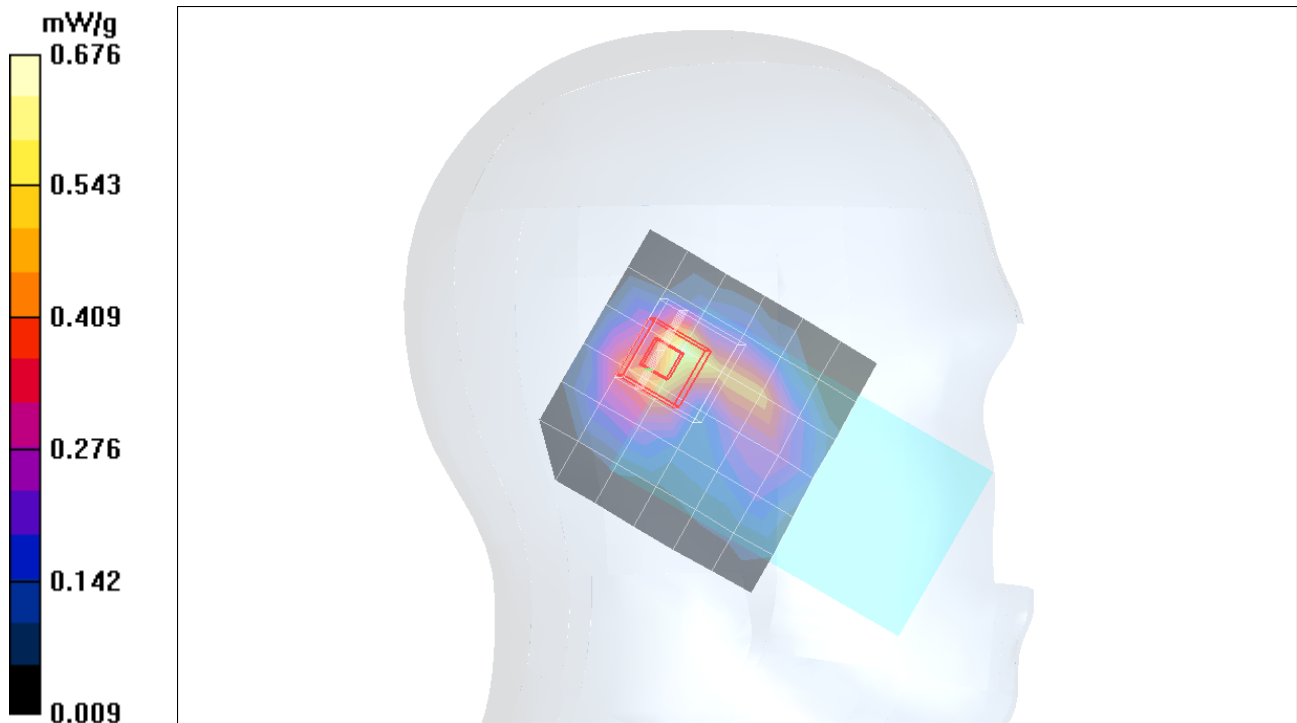
Reference Value = 13.0 V/m; Power Drift = 0.069 dB

Peak SAR (extrapolated) = 1.19 W/kg

SAR(1 g) = 0.634 mW/g; SAR(10 g) = 0.313 mW/g

[Info: Interpolated medium parameters used for SAR evaluation.](#)

Maximum value of SAR (measured) = 0.676 mW/g



Test Laboratory: Compliance Certification Services

Head-Left Hand Side

DUT: HTC Smart Phone; Type: Smart phone; Serial: HT619FJ00049

Communication System: DCS 1900; Frequency: 1880 MHz; Duty Cycle: 1:8
 Medium parameters used: $f = 1880$ MHz; $\sigma = 1.4$ mho/m; $\epsilon_r = 39.7$; $\rho = 1000$ kg/m³
 Phantom section: Left Section

Room Ambient Temperature: 23.0deg. C; Liquid Temperature: 22.0 deg. C

DASY4 Configuration:

- Area Scan setting - Find Secondary Maximum Within: 2.0 dB and with a peak SAR value greater than 0.0012W/kg
- Probe: EX3DV4 - SN3552; ConvF(8, 8, 8); Calibrated: 5/30/2006
- Sensor-Surface: 4mm (Mechanical Surface Detection)
- Electronics: DAE4 SN558; Calibrated: 1/20/2006
- Phantom: SAM 1; Type: SAM 1; Serial: 1185
- Measurement SW: DASY4, V4.7 Build 21; Postprocessing SW: SEMCAD, V1.8 Build 170

GSM1900 ch 661-Touch/Area Scan (7x10x1): Measurement grid: dx=15mm, dy=15mm

Maximum value of SAR (measured) = 0.945 mW/g

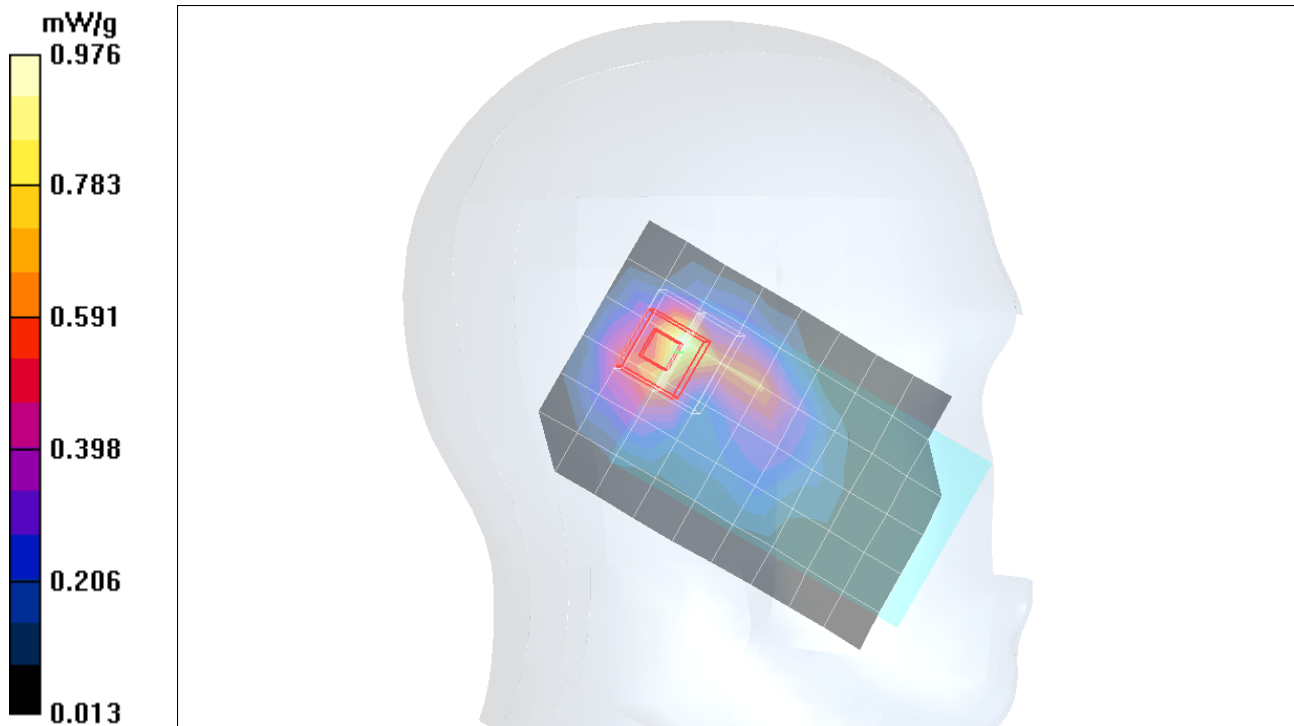
GSM1900 ch 661-Touch/Zoom Scan (5x5x7)/Cube 0: Measurement grid: dx=7.5mm, dy=7.5mm, dz=5mm

Reference Value = 15.4 V/m; Power Drift = 0.170 dB

Peak SAR (extrapolated) = 1.67 W/kg

SAR(1 g) = 0.891 mW/g; SAR(10 g) = 0.443 mW/g

Maximum value of SAR (measured) = 0.976 mW/g



Test Laboratory: Compliance Certification Services

Head-Left Hand Side

DUT: HTC Smart Phone; Type: Smart phone; Serial: HT619FJ00049

Communication System: DCS 1900; Frequency: 1909.8 MHz; Duty Cycle: 1:8
 Medium parameters used: $f = 1910$ MHz; $\sigma = 1.43$ mho/m; $\epsilon_r = 39.6$; $\rho = 1000$ kg/m³

Phantom section: Left Section

Room Ambient Temperature: 23.0deg. C; Liquid Temperature: 22.0 deg. C

DASY4 Configuration:

- Area Scan setting - Find Secondary Maximum Within: 2.0 dB and with a peak SAR value greater than 0.0012W/kg
- Probe: EX3DV4 - SN3552; ConvF(8, 8, 8); Calibrated: 5/30/2006
- Sensor-Surface: 4mm (Mechanical Surface Detection)
- Electronics: DAE4 SN558; Calibrated: 1/20/2006
- Phantom: SAM 1; Type: SAM 1; Serial: 1185
- Measurement SW: DASY4, V4.7 Build 21; Postprocessing SW: SEMCAD, V1.8 Build 170

GSM1900 ch 810-Touch/Area Scan (7x7x1): Measurement grid: dx=15mm, dy=15mm

Maximum value of SAR (measured) = 1.06 mW/g

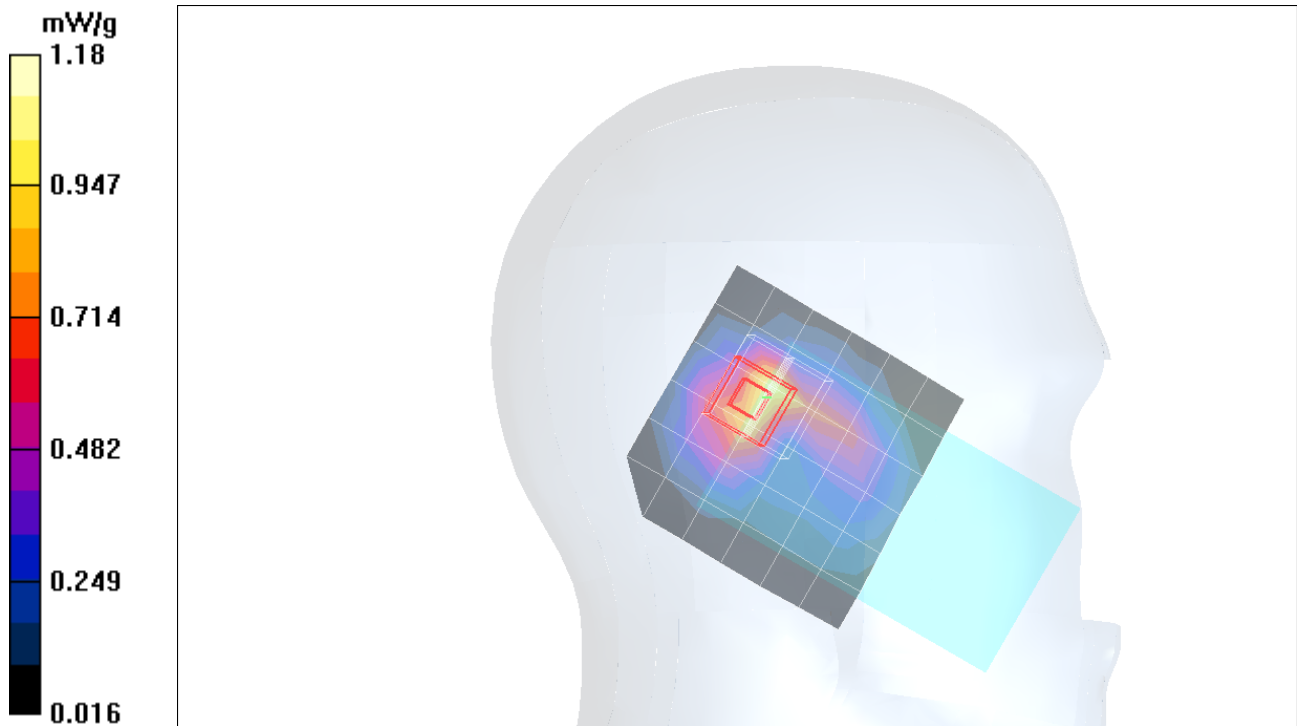
GSM1900 ch 810-Touch/Zoom Scan (5x5x7)/Cube 0: Measurement grid: dx=7.5mm, dy=7.5mm, dz=5mm

Reference Value = 18.0 V/m; Power Drift = 0.133 dB

Peak SAR (extrapolated) = 2.01 W/kg

SAR(1 g) = 1.07 mW/g; SAR(10 g) = 0.533 mW/g

Maximum value of SAR (measured) = 1.18 mW/g



Test Laboratory: Compliance Certification Services

Head-Left Hand Side

DUT: HTC Smart Phone; Type: Smart phone; Serial: HT619FJ00049

Communication System: DCS 1900; Frequency: 1850.2 MHz; Duty Cycle: 1:8

Medium parameters used (interpolated): $f = 1850.2$ MHz; $\sigma = 1.37$ mho/m; $\epsilon_r = 39.9$; $\rho = 1000$ kg/m³

Phantom section: Left Section

Room Ambient Temperature: 23.0deg. C; Liquid Temperature: 22.0 deg. C

DASY4 Configuration:

- Area Scan setting - Find Secondary Maximum Within: 2.0 dB and with a peak SAR value greater than 0.0012W/kg
- Probe: EX3DV4 - SN3552; ConvF(8, 8, 8); Calibrated: 5/30/2006
- Sensor-Surface: 4mm (Mechanical Surface Detection)
- Electronics: DAE4 SN558; Calibrated: 1/20/2006
- Phantom: SAM 1; Type: SAM 1; Serial: 1185
- Measurement SW: DASY4, V4.7 Build 21; Postprocessing SW: SEMCAD, V1.8 Build 170

GSM1900 ch 512-Tilt/Area Scan (7x7x1): Measurement grid: dx=15mm, dy=15mm

[Info: Interpolated medium parameters used for SAR evaluation.](#)

Maximum value of SAR (measured) = 0.703 mW/g

GSM1900 ch 512-Tilt/Zoom Scan (5x5x7)/Cube 0: Measurement grid: dx=7.5mm, dy=7.5mm, dz=5mm

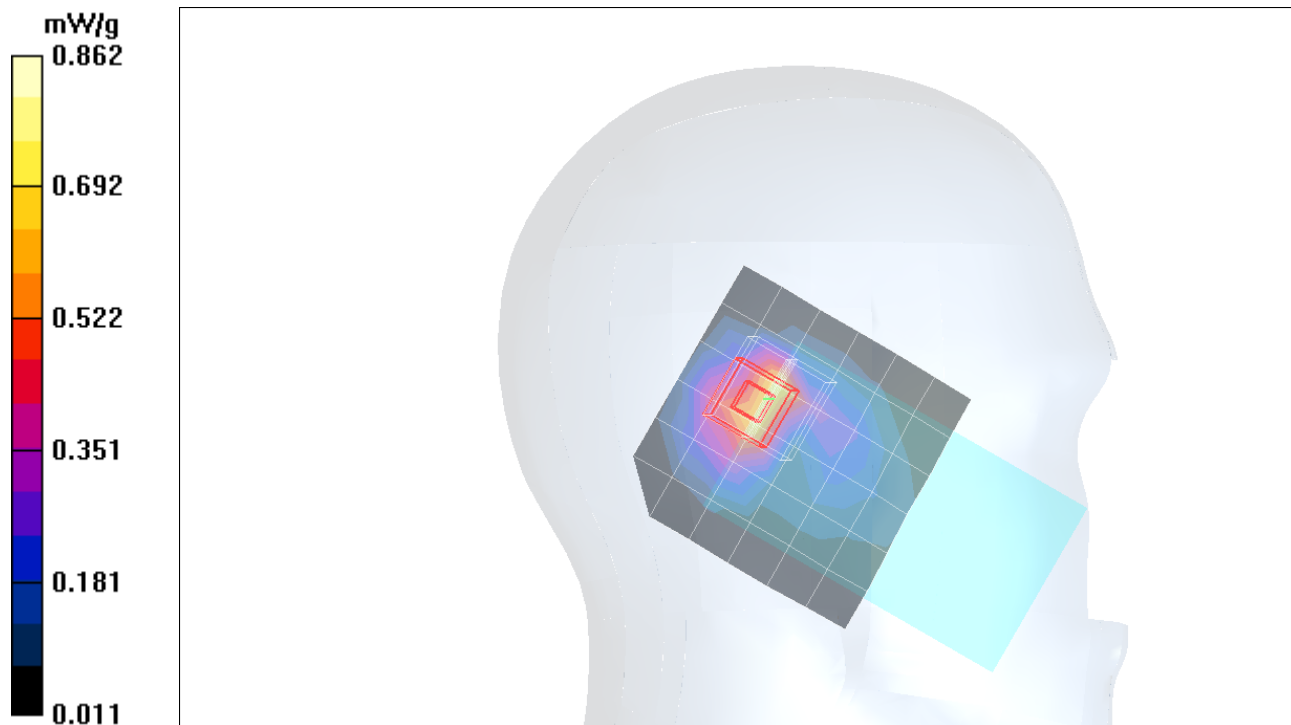
Reference Value = 16.2 V/m; Power Drift = -0.051 dB

Peak SAR (extrapolated) = 1.41 W/kg

SAR(1 g) = 0.758 mW/g; SAR(10 g) = 0.378 mW/g

[Info: Interpolated medium parameters used for SAR evaluation.](#)

Maximum value of SAR (measured) = 0.862 mW/g



Test Laboratory: Compliance Certification Services

Head-Left Hand Side

DUT: HTC Smart Phone; Type: Smart phone; Serial: HT619FJ00049

Communication System: DCS 1900; Frequency: 1880 MHz; Duty Cycle: 1:8
Medium parameters used: $f = 1880$ MHz; $\sigma = 1.4$ mho/m; $\epsilon_r = 39.7$; $\rho = 1000$ kg/m³
Phantom section: Left Section

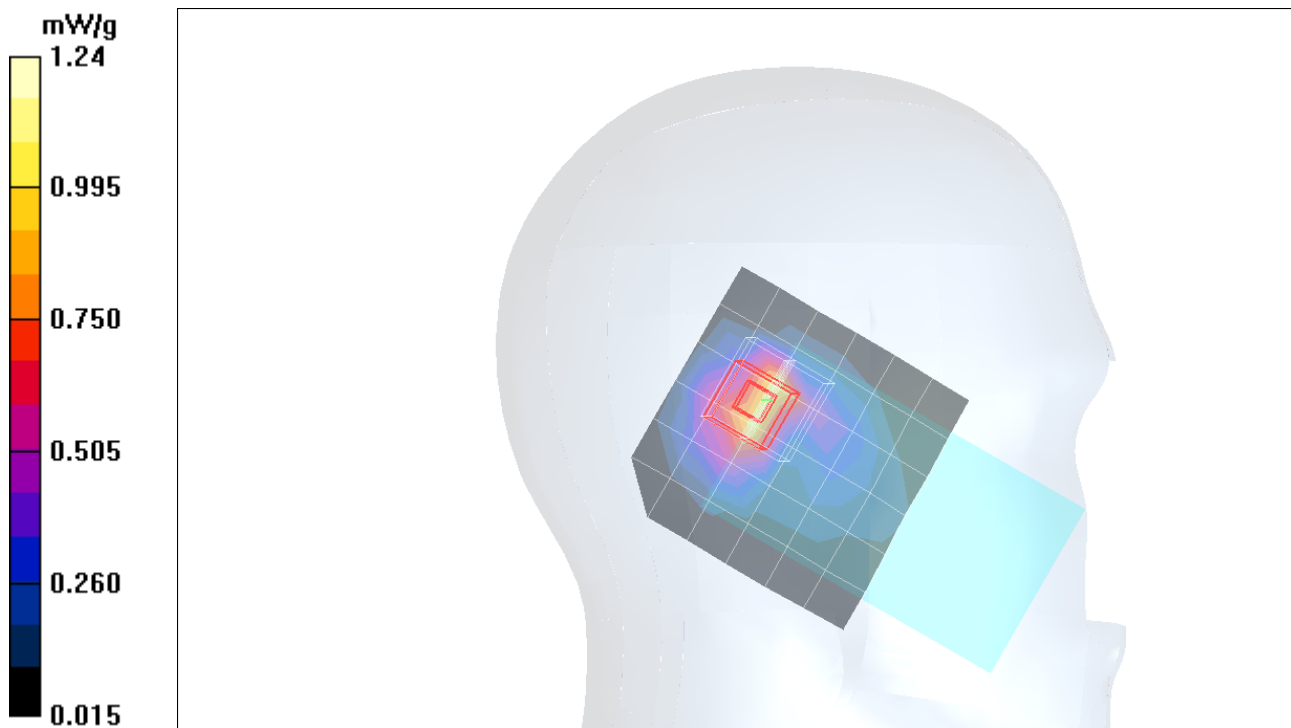
Room Ambient Temperature: 23.0deg. C; Liquid Temperature: 22.0 deg. C

DASY4 Configuration:

- Area Scan setting - Find Secondary Maximum Within: 2.0 dB and with a peak SAR value greater than 0.0012W/kg
- Probe: EX3DV4 - SN3552; ConvF(8, 8, 8); Calibrated: 5/30/2006
- Sensor-Surface: 4mm (Mechanical Surface Detection)
- Electronics: DAE4 SN558; Calibrated: 1/20/2006
- Phantom: SAM 1; Type: SAM 1; Serial: 1185
- Measurement SW: DASY4, V4.7 Build 21; Postprocessing SW: SEMCAD, V1.8 Build 170

GSM1900 ch 661-Tilt/Area Scan (7x7x1): Measurement grid: dx=15mm, dy=15mm
Maximum value of SAR (measured) = 1.01 mW/g

GSM1900 ch 661-Tilt/Zoom Scan (5x5x7)/Cube 0: Measurement grid: dx=7.5mm, dy=7.5mm, dz=5mm
Reference Value = 20.1 V/m; Power Drift = -0.044 dB
Peak SAR (extrapolated) = 1.96 W/kg
SAR(1 g) = 1.07 mW/g; SAR(10 g) = 0.539 mW/g
Maximum value of SAR (measured) = 1.24 mW/g



Test Laboratory: Compliance Certification Services

Head-Left Hand Side

DUT: HTC Smart Phone; Type: Smart phone; Serial: HT619FJ00049

Communication System: DCS 1900; Frequency: 1880 MHz; Duty Cycle: 1:8
Medium parameters used: $f = 1880$ MHz; $\sigma = 1.4$ mho/m; $\epsilon_r = 39.7$; $\rho = 1000$ kg/m³
Phantom section: Left Section

Room Ambient Temperature: 23.0deg. C; Liquid Temperature: 22.0 deg. C

DASY4 Configuration:

- Area Scan setting - Find Secondary Maximum Within: 2.0 dB and with a peak SAR value greater than 0.0012W/kg
- Probe: EX3DV4 - SN3552; ConvF(8, 8, 8); Calibrated: 5/30/2006
- Sensor-Surface: 4mm (Mechanical Surface Detection)
- Electronics: DAE4 SN558; Calibrated: 1/20/2006
- Phantom: SAM 1; Type: SAM 1; Serial: 1185
- Measurement SW: DASY4, V4.7 Build 21; Postprocessing SW: SEMCAD, V1.8 Build 170

GSM1900 ch 810-Tilt/Area Scan (7x10x1): Measurement grid: dx=15mm, dy=15mm

Maximum value of SAR (measured) = 1.24 mW/g

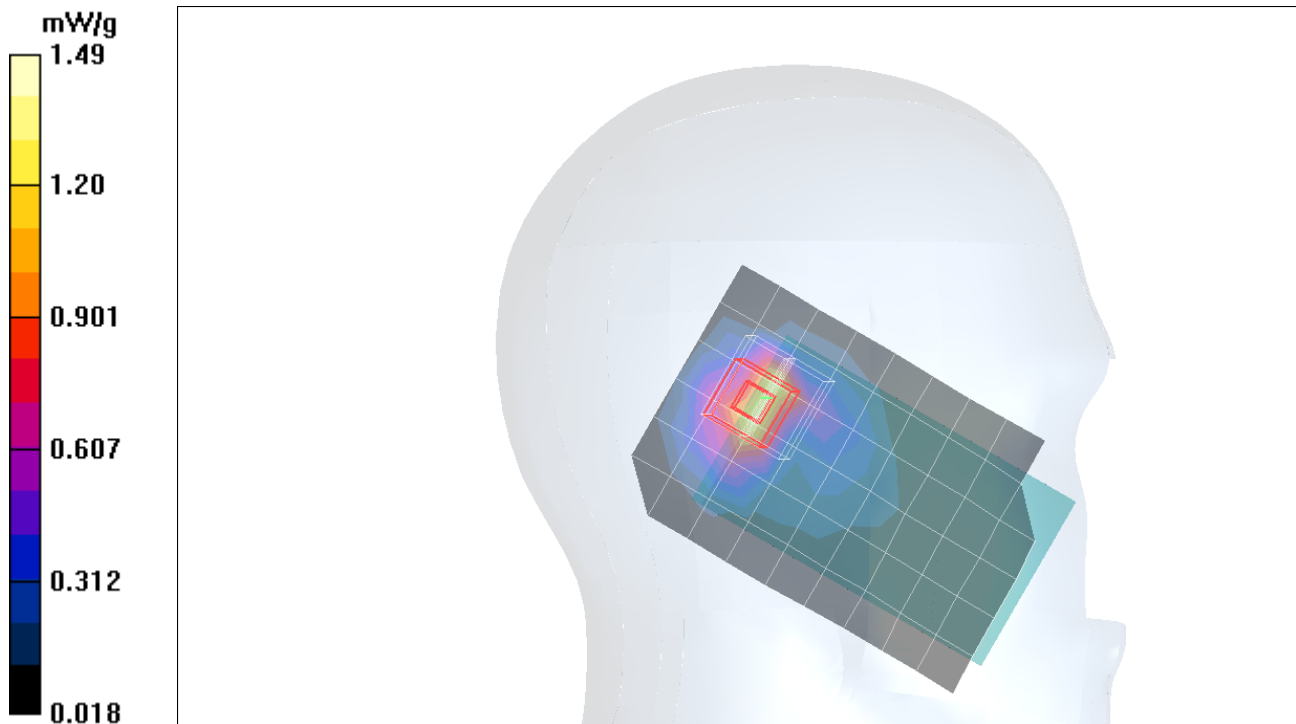
GSM1900 ch 810-Tilt/Zoom Scan (5x5x7)/Cube 0: Measurement grid: dx=7.5mm, dy=7.5mm, dz=5mm

Reference Value = 22.6 V/m; Power Drift = 0.186 dB

Peak SAR (extrapolated) = 2.37 W/kg

SAR(1 g) = 1.3 mW/g; SAR(10 g) = 0.655 mW/g

Maximum value of SAR (measured) = 1.49 mW/g



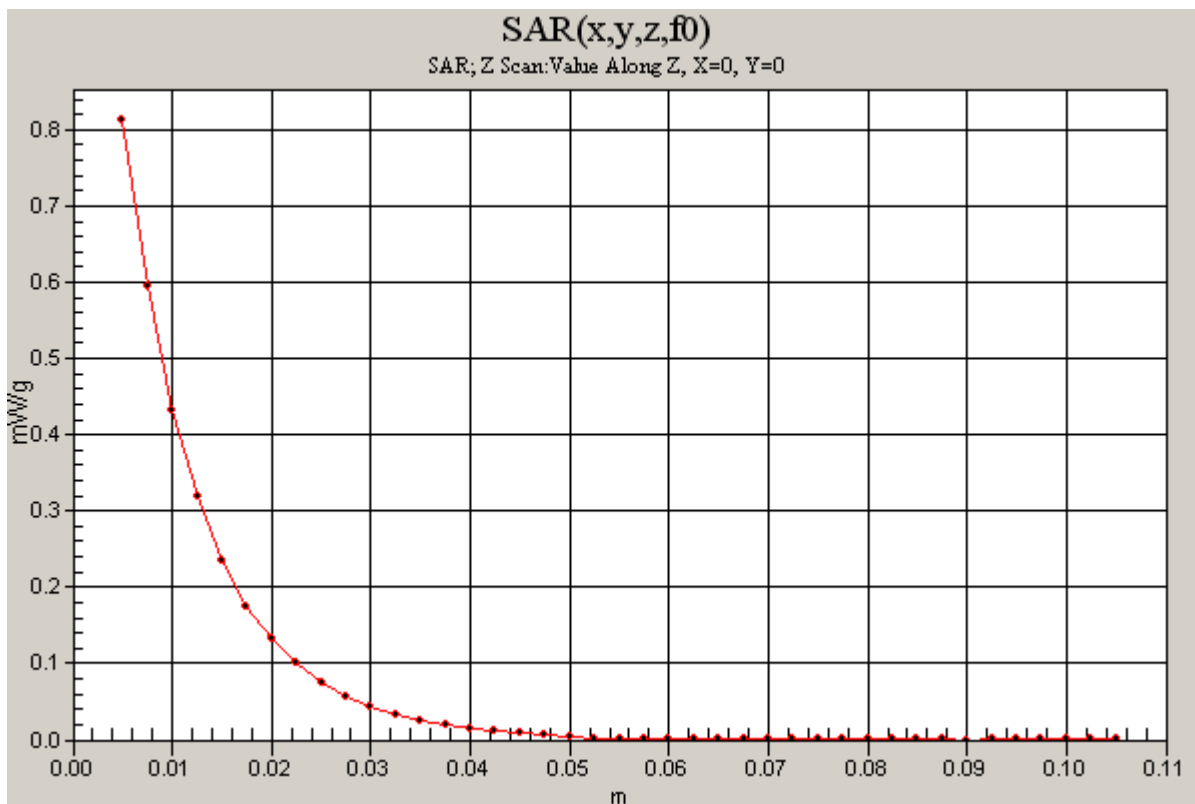
Test Laboratory: Compliance Certification Services

Head-Left Hand Side

DUT: HTC Smart Phone; Type: Smart phone; Serial: HT619FJ00049

Communication System: DCS 1900; Frequency: 1880 MHz; Duty Cycle: 1:8

GSM1900 ch 810-Tilt/Z Scan (1x1x41): Measurement grid: dx=20mm, dy=20mm, dz=2.5mm
Maximum value of SAR (measured) = 0.813 mW/g



Test Laboratory: Compliance Certification Services

Head-Right Hand Side

DUT: HTC Smart Phone; Type: Smart phone; Serial: HT619FJ00049

Communication System: DCS 1900; Frequency: 1880 MHz; Duty Cycle: 1:8
 Medium parameters used: $f = 1880$ MHz; $\sigma = 1.4$ mho/m; $\epsilon_r = 39.7$; $\rho = 1000$ kg/m³
 Phantom section: Right Section

Room Ambient Temperature: 23.0deg. C; Liquid Temperature: 22.0 deg. C

DASY4 Configuration:

- Area Scan setting - Find Secondary Maximum Within: 2.0 dB and with a peak SAR value greater than 0.0012W/kg
- Probe: EX3DV4 - SN3552; ConvF(8, 8, 8); Calibrated: 5/30/2006
- Sensor-Surface: 4mm (Mechanical Surface Detection)
- Electronics: DAE4 SN558; Calibrated: 1/20/2006
- Phantom: SAM 1; Type: SAM 1; Serial: 1185
- Measurement SW: DASY4, V4.7 Build 21; Postprocessing SW: SEMCAD, V1.8 Build 170

GSM1900 ch 661-Touch/Area Scan (7x11x1): Measurement grid: dx=15mm, dy=15mm

Maximum value of SAR (measured) = 0.811 mW/g

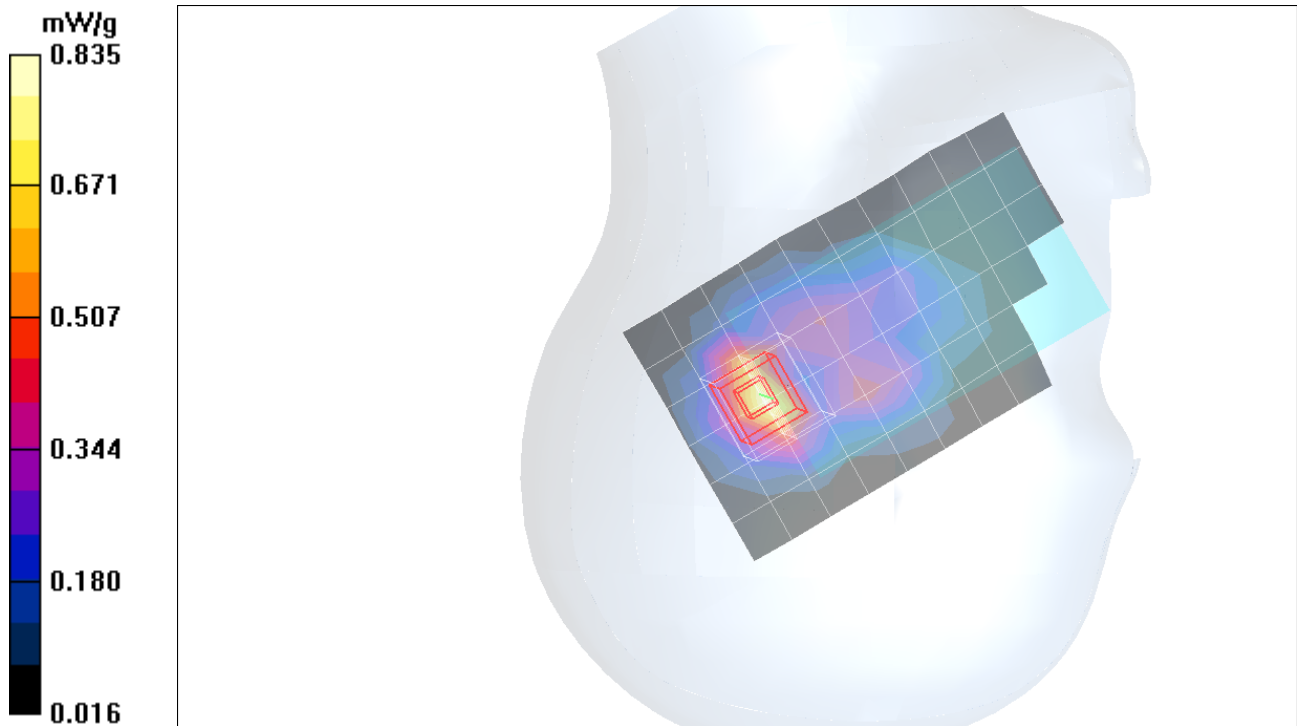
GSM1900 ch 661-Touch/Zoom Scan (5x5x7)/Cube 0: Measurement grid: dx=7.5mm, dy=7.5mm, dz=5mm

Reference Value = 15.3 V/m; Power Drift = 0.135 dB

Peak SAR (extrapolated) = 1.28 W/kg

SAR(1 g) = 0.740 mW/g; SAR(10 g) = 0.385 mW/g

Maximum value of SAR (measured) = 0.835 mW/g



Test Laboratory: Compliance Certification Services

Head-Right Hand Side

DUT: HTC Smart Phone; Type: Smart phone; Serial: HT619FJ00049

Communication System: DCS 1900; Frequency: 1850.2 MHz; Duty Cycle: 1:8

Medium parameters used (interpolated): $f = 1850.2$ MHz; $\sigma = 1.37$ mho/m; $\epsilon_r = 39.9$; $\rho = 1000$ kg/m³

Phantom section: Right Section

Room Ambient Temperature: 23.0deg. C; Liquid Temperature: 22.0 deg. C

DASY4 Configuration:

- Area Scan setting - Find Secondary Maximum Within: 2.0 dB and with a peak SAR value greater than 0.0012W/kg
- Probe: EX3DV4 - SN3552; ConvF(8, 8, 8); Calibrated: 5/30/2006
- Sensor-Surface: 4mm (Mechanical Surface Detection)
- Electronics: DAE4 SN558; Calibrated: 1/20/2006
- Phantom: SAM 1; Type: SAM 1; Serial: 1185
- Measurement SW: DASY4, V4.7 Build 21; Postprocessing SW: SEMCAD, V1.8 Build 170

GSM1900 ch 512-Tilt/Area Scan (7x6x1): Measurement grid: dx=15mm, dy=15mm

[Info: Interpolated medium parameters used for SAR evaluation.](#)

Maximum value of SAR (measured) = 0.703 mW/g

GSM1900 ch 512-Tilt/Zoom Scan (5x5x7)/Cube 0: Measurement grid: dx=7.5mm, dy=7.5mm, dz=5mm

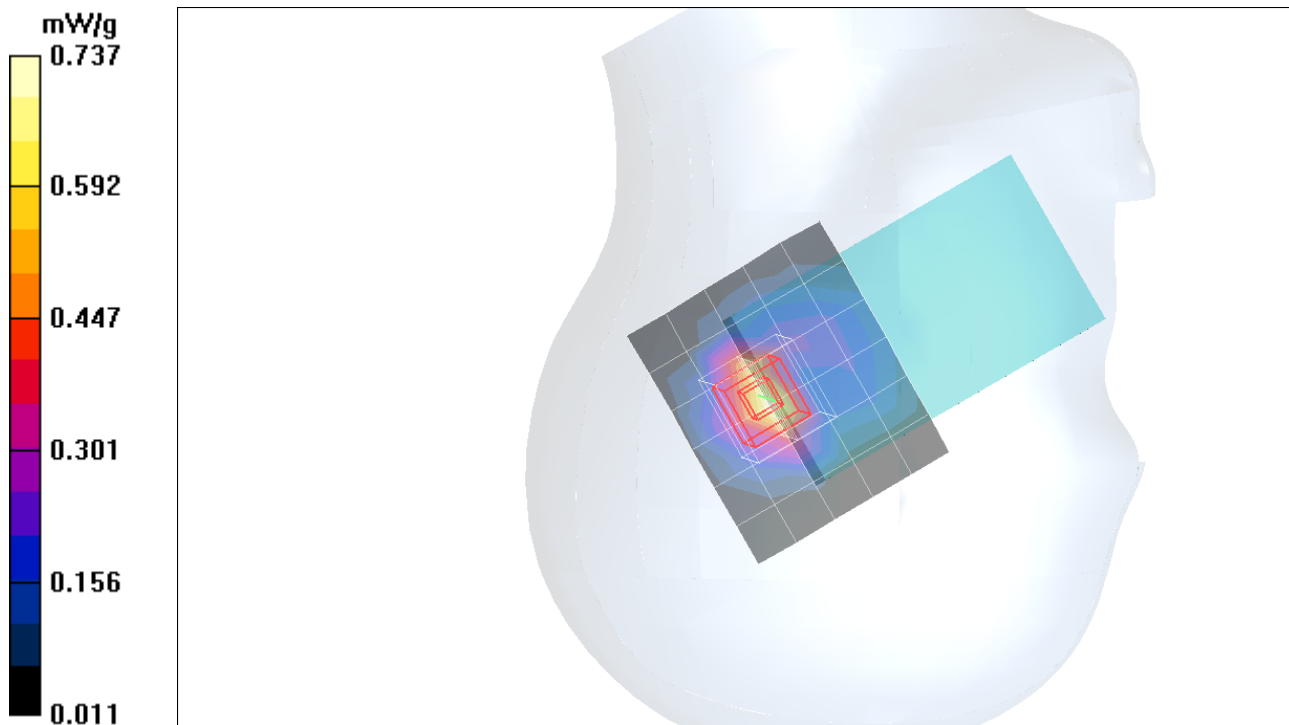
Reference Value = 14.8 V/m; Power Drift = -0.065 dB

Peak SAR (extrapolated) = 1.09 W/kg

SAR(1 g) = 0.643 mW/g; SAR(10 g) = 0.338 mW/g

[Info: Interpolated medium parameters used for SAR evaluation.](#)

Maximum value of SAR (measured) = 0.737 mW/g



Test Laboratory: Compliance Certification Services

Head-Right Hand Side

DUT: HTC Smart Phone; Type: Smart phone; Serial: HT619FJ00049

Communication System: DCS 1900; Frequency: 1880 MHz; Duty Cycle: 1:8
Medium parameters used: $f = 1880$ MHz; $\sigma = 1.4$ mho/m; $\epsilon_r = 39.7$; $\rho = 1000$ kg/m³
Phantom section: Right Section

Room Ambient Temperature: 23.0deg. C; Liquid Temperature: 22.0 deg. C

DASY4 Configuration:

- Area Scan setting - Find Secondary Maximum Within: 2.0 dB and with a peak SAR value greater than 0.0012W/kg
- Probe: EX3DV4 - SN3552; ConvF(8, 8, 8); Calibrated: 5/30/2006
- Sensor-Surface: 4mm (Mechanical Surface Detection)
- Electronics: DAE4 SN558; Calibrated: 1/20/2006
- Phantom: SAM 1; Type: SAM 1; Serial: 1185
- Measurement SW: DASY4, V4.7 Build 21; Postprocessing SW: SEMCAD, V1.8 Build 170

GSM1900 ch 661-Tilt/Area Scan (7x11x1): Measurement grid: dx=15mm, dy=15mm

Maximum value of SAR (measured) = 1.02 mW/g

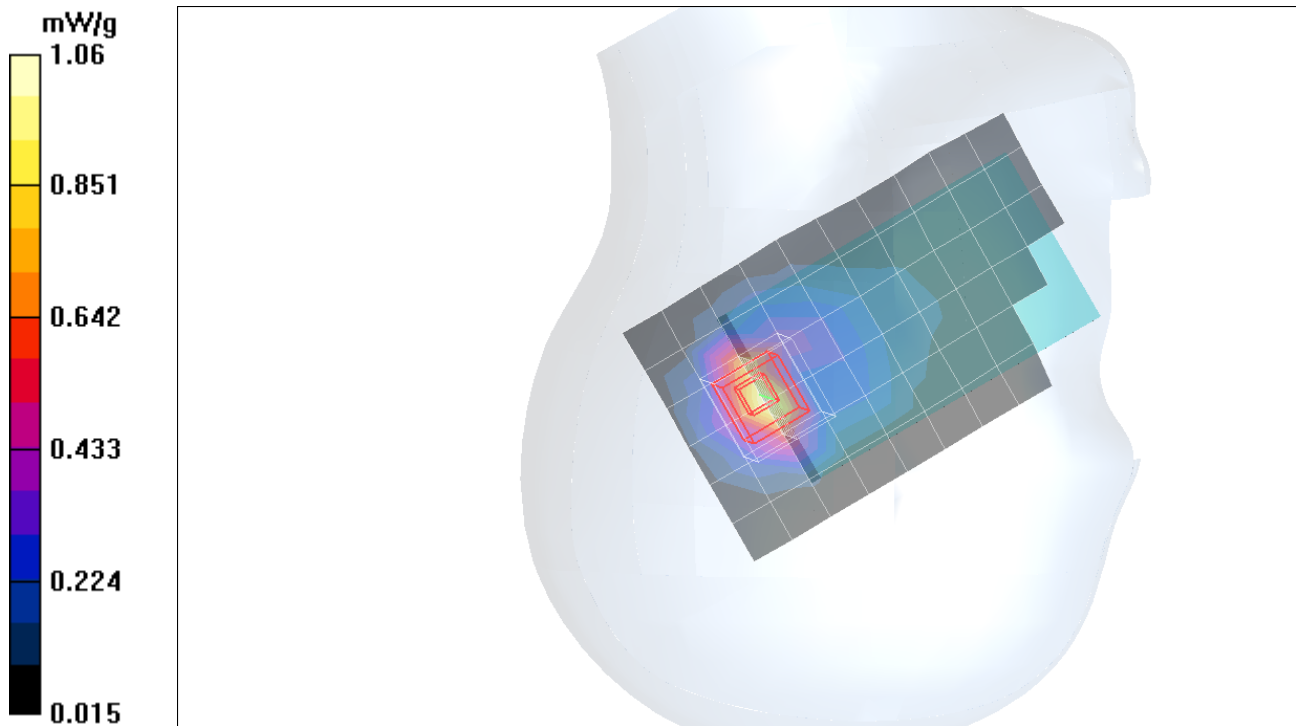
GSM1900 ch 661-Tilt/Zoom Scan (5x5x7)/Cube 0: Measurement grid: dx=7.5mm, dy=7.5mm, dz=5mm

Reference Value = 18.4 V/m; Power Drift = -0.056 dB

Peak SAR (extrapolated) = 1.57 W/kg

SAR(1 g) = 0.925 mW/g; SAR(10 g) = 0.485 mW/g

Maximum value of SAR (measured) = 1.06 mW/g



Test Laboratory: Compliance Certification Services

Head-Right Hand Side

DUT: HTC Smart Phone; Type: Smart phone; Serial: HT619FJ00049

Communication System: DCS 1900; Frequency: 1909.8 MHz; Duty Cycle: 1:8
Medium parameters used: $f = 1910$ MHz; $\sigma = 1.43$ mho/m; $\epsilon_r = 39.6$; $\rho = 1000$ kg/m³
Phantom section: Right Section

Room Ambient Temperature: 23.0deg. C; Liquid Temperature: 22.0 deg. C

DASY4 Configuration:

- Area Scan setting - Find Secondary Maximum Within: 2.0 dB and with a peak SAR value greater than 0.0012W/kg
- Probe: EX3DV4 - SN3552; ConvF(8, 8, 8); Calibrated: 5/30/2006
- Sensor-Surface: 4mm (Mechanical Surface Detection)
- Electronics: DAE4 SN558; Calibrated: 1/20/2006
- Phantom: SAM 1; Type: SAM 1; Serial: 1185
- Measurement SW: DASY4, V4.7 Build 21; Postprocessing SW: SEMCAD, V1.8 Build 170

GSM1900 ch 810-Tilt/Area Scan (7x6x1): Measurement grid: dx=15mm, dy=15mm

Maximum value of SAR (measured) = 1.29 mW/g

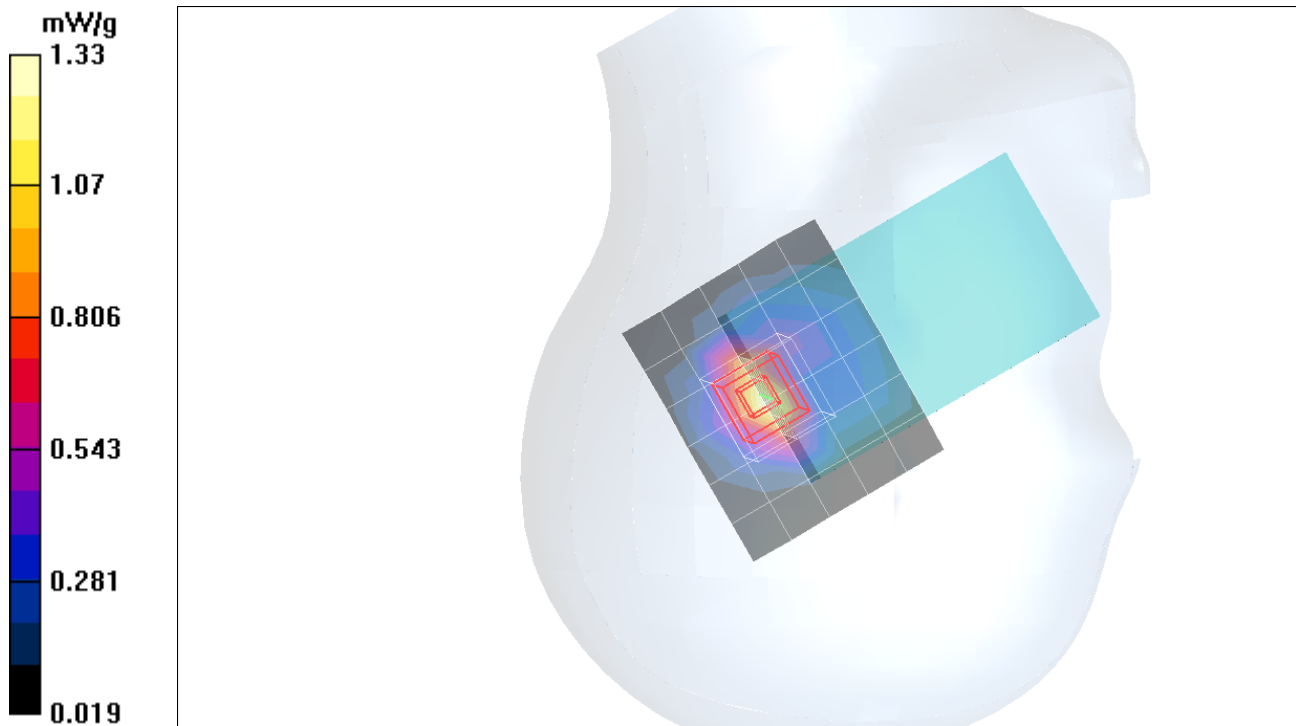
GSM1900 ch 810-Tilt/Zoom Scan (5x5x7)/Cube 0: Measurement grid: dx=7.5mm, dy=7.5mm, dz=5mm

Reference Value = 21.5 V/m; Power Drift = -0.112 dB

Peak SAR (extrapolated) = 1.95 W/kg

SAR(1 g) = 1.16 mW/g; SAR(10 g) = 0.609 mW/g

Maximum value of SAR (measured) = 1.33 mW/g



Test Laboratory: Compliance Certification Services

Body

DUT: HTC Smart Phone; Type: Smart phone; Serial: HT619FJ00049

Communication System: PCS 1900; Frequency: 1880 MHz; Duty Cycle: 1:4
 Medium parameters used: $f = 1880$ MHz; $\sigma = 1.43$ mho/m; $\epsilon_r = 51.7$; $\rho = 1000$ kg/m³

Phantom section: Flat Section

Room Ambient Temperature: 23.0deg. C; Liquid Temperature: 22.0 deg. C

DASY4 Configuration:

- Area Scan setting - Find Secondary Maximum Within: 2.0 dB and with a peak SAR value greater than 0.0012W/kg
- Probe: EX3DV4 - SN3552; ConvF(7.6, 7.6, 7.6); Calibrated: 5/30/2006
- Sensor-Surface: 4mm (Mechanical Surface Detection)
- Electronics: DAE4 SN558; Calibrated: 1/20/2006
- Phantom: SAM 1; Type: SAM 1; Serial: 1185
- Measurement SW: DASY4, V4.7 Build 21; Postprocessing SW: SEMCAD, V1.8 Build 170

GSM1900 GPRS ch 661-with Holster Face Up/Area Scan (7x11x1): Measurement grid:

$dx=15$ mm, $dy=15$ mm

Maximum value of SAR (measured) = 0.313 mW/g

GSM1900 GPRS ch 661-with Holster Face Up/Zoom Scan (5x5x7)/Cube 0: Measurement


grid: $dx=7.5$ mm, $dy=7.5$ mm, $dz=5$ mm

Reference Value = 12.6 V/m; Power Drift = -0.020 dB

Peak SAR (extrapolated) = 0.435 W/kg

SAR(1 g) = 0.291 mW/g; SAR(10 g) = 0.179 mW/g

Maximum value of SAR (measured) = 0.307 mW/g



Test Laboratory: Compliance Certification Services

Body

DUT: HTC Smart Phone; Type: Smart phone; Serial: HT619FJ00049

Communication System: PCS 1900; Frequency: 1850.2 MHz; Duty Cycle: 1:4

Medium parameters used (interpolated): $f = 1850.2$ MHz; $\sigma = 1.4$ mho/m; $\epsilon_r = 51.8$; $\rho = 1000$ kg/m³

Phantom section: Flat Section

Room Ambient Temperature: 23.0deg. C; Liquid Temperature: 22.0 deg. C

DASY4 Configuration:

- Area Scan setting - Find Secondary Maximum Within: 2.0 dB and with a peak SAR value greater than 0.0012W/kg
- Probe: EX3DV4 - SN3552; ConvF(7.6, 7.6, 7.6); Calibrated: 5/30/2006
- Sensor-Surface: 4mm (Mechanical Surface Detection)
- Electronics: DAE4 SN558; Calibrated: 1/20/2006
- Phantom: SAM 1; Type: SAM 1; Serial: 1185
- Measurement SW: DASY4, V4.7 Build 21; Postprocessing SW: SEMCAD, V1.8 Build 170

GSM1900 GPRS ch 512-with Holster Face Down/Area Scan (7x7x1): Measurement grid:

$dx=15$ mm, $dy=15$ mm

[Info: Interpolated medium parameters used for SAR evaluation.](#)

Maximum value of SAR (measured) = 0.755 mW/g

GSM1900 GPRS ch 512-with Holster Face Down/Zoom Scan (5x5x7)/Cube 0: Measurement

grid: $dx=7.5$ mm, $dy=7.5$ mm, $dz=5$ mm

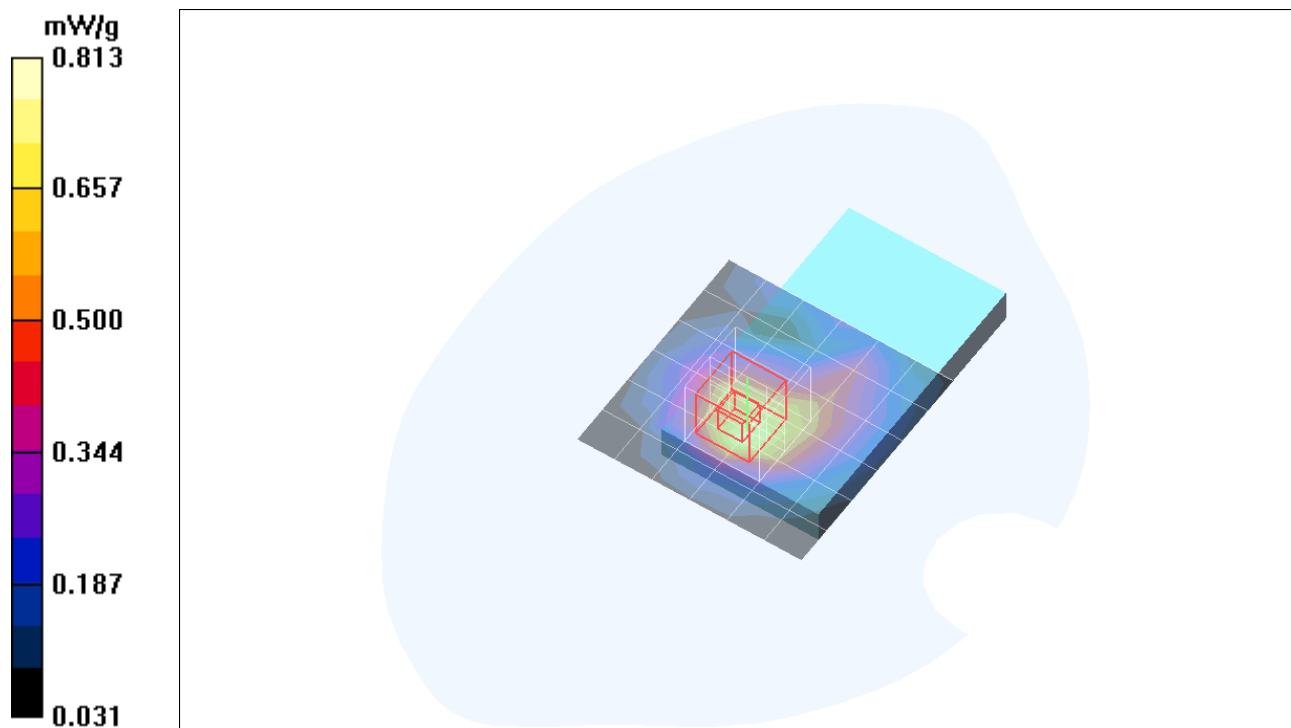
Reference Value = 25.1 V/m; Power Drift = -0.138 dB

Peak SAR (extrapolated) = 1.05 W/kg

SAR(1 g) = 0.732 mW/g; SAR(10 g) = 0.437 mW/g

[Info: Interpolated medium parameters used for SAR evaluation.](#)

Maximum value of SAR (measured) = 0.813 mW/g



Test Laboratory: Compliance Certification Services

Body

DUT: HTC Smart Phone; Type: Smart phone; Serial: HT619FJ00049

Communication System: PCS 1900; Frequency: 1880 MHz; Duty Cycle: 1:4
 Medium parameters used: $f = 1880$ MHz; $\sigma = 1.43$ mho/m; $\epsilon_r = 51.7$; $\rho = 1000$ kg/m³

Phantom section: Flat Section

Room Ambient Temperature: 23.0deg. C; Liquid Temperature: 22.0 deg. C

DASY4 Configuration:

- Area Scan setting - Find Secondary Maximum Within: 2.0 dB and with a peak SAR value greater than 0.0012W/kg
- Probe: EX3DV4 - SN3552; ConvF(7.6, 7.6, 7.6); Calibrated: 5/30/2006
- Sensor-Surface: 4mm (Mechanical Surface Detection)
- Electronics: DAE4 SN558; Calibrated: 1/20/2006
- Phantom: SAM 1; Type: SAM 1; Serial: 1185
- Measurement SW: DASY4, V4.7 Build 21; Postprocessing SW: SEMCAD, V1.8 Build 170

GSM1900 GPRS ch 661-with Holster Face Down/Area Scan (7x11x1): Measurement grid:

$dx=15$ mm, $dy=15$ mm

Maximum value of SAR (measured) = 0.863 mW/g

GSM1900 GPRS ch 661-with Holster Face Down/Zoom Scan (5x5x7)/Cube 0: Measurement

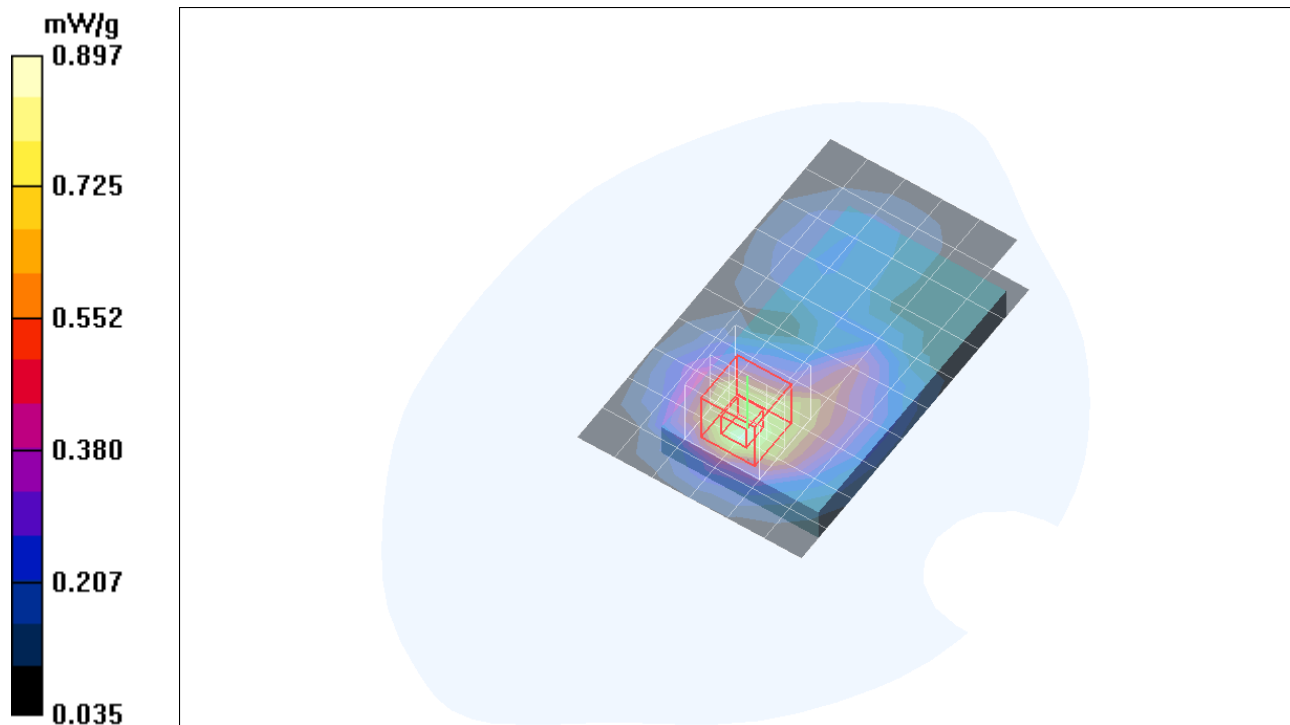
grid: $dx=7.5$ mm, $dy=7.5$ mm, $dz=5$ mm

Reference Value = 26.8 V/m; Power Drift = -0.128 dB

Peak SAR (extrapolated) = 1.18 W/kg

SAR(1 g) = 0.821 mW/g; SAR(10 g) = 0.511 mW/g

Maximum value of SAR (measured) = 0.897 mW/g



Test Laboratory: Compliance Certification Services

Body

DUT: HTC Smart Phone; Type: Smart phone; Serial: HT619FJ00049

Communication System: PCS 1900; Frequency: 1909.8 MHz; Duty Cycle: 1:4
Medium parameters used: $f = 1910$ MHz; $\sigma = 1.47$ mho/m; $\epsilon_r = 51.6$; $\rho = 1000$ kg/m³

Phantom section: Flat Section

Room Ambient Temperature: 23.0deg. C; Liquid Temperature: 22.0 deg. C

DASY4 Configuration:

- Area Scan setting - Find Secondary Maximum Within: 2.0 dB and with a peak SAR value greater than 0.0012W/kg
- Probe: EX3DV4 - SN3552; ConvF(7.6, 7.6, 7.6); Calibrated: 5/30/2006
- Sensor-Surface: 4mm (Mechanical Surface Detection)
- Electronics: DAE4 SN558; Calibrated: 1/20/2006
- Phantom: SAM 1; Type: SAM 1; Serial: 1185
- Measurement SW: DASY4, V4.7 Build 21; Postprocessing SW: SEMCAD, V1.8 Build 170

GSM1900 GPRS ch 810-with Holster Face Down/Area Scan (7x7x1): Measurement grid:

$dx=15$ mm, $dy=15$ mm

Maximum value of SAR (measured) = 1.01 mW/g

GSM1900 GPRS ch 810-with Holster Face Down/Zoom Scan (5x5x7)/Cube 0: Measurement

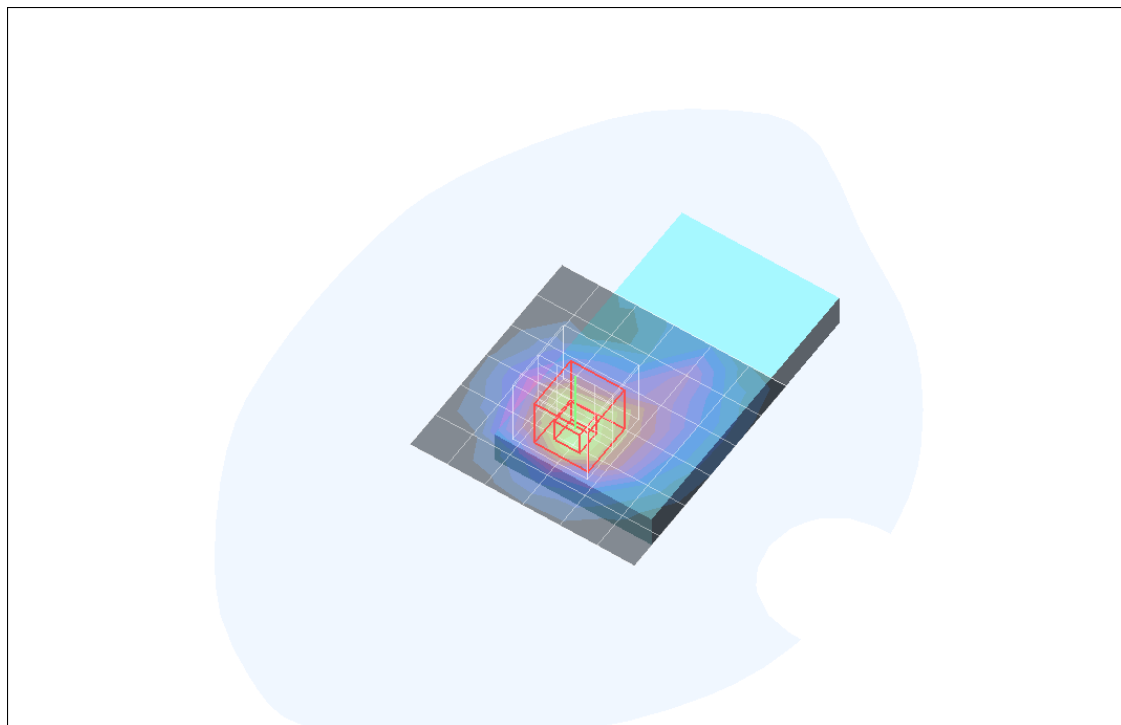
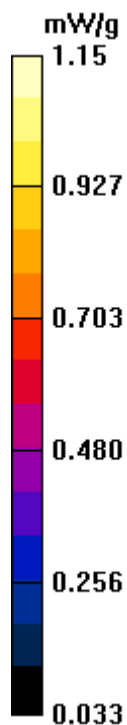
grid: $dx=7.5$ mm, $dy=7.5$ mm, $dz=5$ mm

Reference Value = 28.2 V/m; Power Drift = 0.017 dB

Peak SAR (extrapolated) = 1.51 W/kg

SAR(1 g) = 1.03 mW/g; SAR(10 g) = 0.627 mW/g

Maximum value of SAR (measured) = 1.15 mW/g



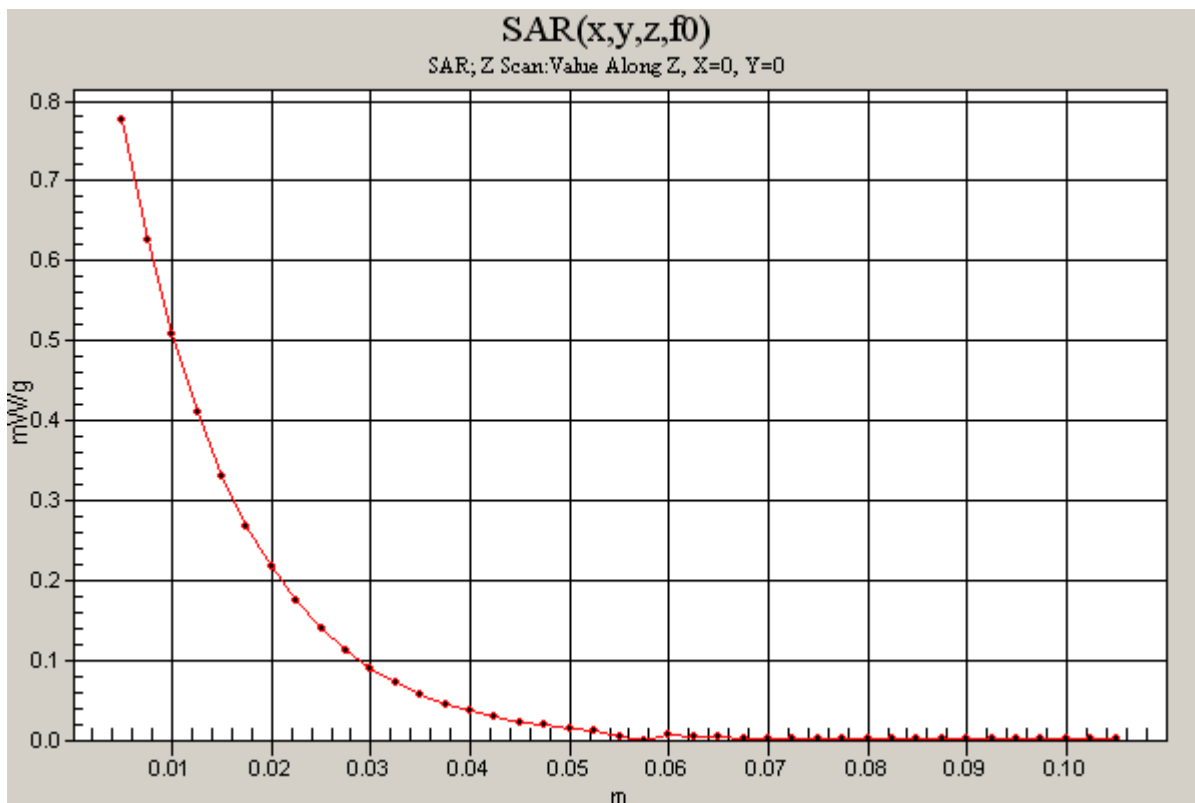
Test Laboratory: Compliance Certification Services

Body

DUT: HTC Smart Phone; Type: Smart phone; Serial: HT619FJ00049

Communication System: PCS 1900; Frequency: 1909.8 MHz;Duty Cycle: 1:4

GSM1900 GPRS ch 810-with Holster Face Down/Z Scan (1x1x41): Measurement grid: dx=20mm, dy=20mm, dz=2.5mm
Maximum value of SAR (measured) = 0.776 mW/g



Test Laboratory: Compliance Certification Services

Body

DUT: HTC Smart Phone; Type: Smart phone; Serial: HT619FJ00049

Communication System: PCS 1900; Frequency: 1880 MHz; Duty Cycle: 1:4
Medium parameters used: $f = 1880$ MHz; $\sigma = 1.43$ mho/m; $\epsilon_r = 51.7$; $\rho = 1000$ kg/m³

Phantom section: Flat Section

Room Ambient Temperature: 23.0deg. C; Liquid Temperature: 22.0 deg. C

DASY4 Configuration:

- Area Scan setting - Find Secondary Maximum Within: 2.0 dB and with a peak SAR value greater than 0.0012W/kg
- Probe: EX3DV4 - SN3552; ConvF(7.6, 7.6, 7.6); Calibrated: 5/30/2006
- Sensor-Surface: 4mm (Mechanical Surface Detection)
- Electronics: DAE4 SN558; Calibrated: 1/20/2006
- Phantom: SAM 1; Type: SAM 1; Serial: 1185
- Measurement SW: DASY4, V4.7 Build 21; Postprocessing SW: SEMCAD, V1.8 Build 170

GSM1900 EGPRS ch 661-with Holster Face Down/Area Scan (7x7x1): Measurement grid:

$dx=15$ mm, $dy=15$ mm

Maximum value of SAR (measured) = 0.371 mW/g

GSM1900 EGPRS ch 661-with Holster Face Down/Zoom Scan (5x5x7)/Cube 0:

Measurement grid: $dx=7.5$ mm, $dy=7.5$ mm, $dz=5$ mm

Reference Value = 17.3 V/m; Power Drift = -0.096 dB

Peak SAR (extrapolated) = 0.531 W/kg

SAR(1 g) = 0.368 mW/g; SAR(10 g) = 0.228 mW/g

Maximum value of SAR (measured) = 0.408 mW/g

