


APPENDIX E


PHOTOGRAPHS OF THE TEST CONFIGURATION

FOR WLAN



CONDUCTED EMISSION TEST (Test mode A)





CONDUCTED EMISSION TEST (Test mode B)




RADIATED EMISSION TEST (Test mode A)




RADIATED EMISSION TEST (Test mode B)





FOR BLUETOOTH
CONDUCTED EMISSION TEST (Test mode A)




CONDUCTED EMISSION TEST (Test mode B)




RADIATED EMISSION TEST (Test mode A)



RADIATED EMISSION TEST (Test mode B)



FOR PART 22 & PART 24




FOR SAR TEST SETUP PHOTOS

DESCRIPTION OF ANTENNA LOCATION



DESCRIPTION OF ASSESSMENT POSITION


HEAD POSITION:



RIGHT HEAD / CHEEK



RIGHT HEAD / TILT




LEFT HEAD / CHEEK



LEFT HEAD / TILT

BODY POSITION:



BOTTOM -15mm



FRONT-15mm

FOR HAC TEST SETUP PHOTOS

DESCRIPTION OF ASSESSMENT POSITION

