



# A Test Lab Techno Corp.


No.140-1, Chang-an St., Bade City, Tao-Yuan County 334, Taiwan (R.O.C.)  
Tel : +886-3-2710188 / Fax : +886-3-2710190

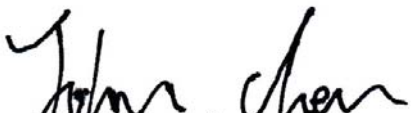
## Part 15 C Measurement Report



<b>Report No.</b>	: 0906FR15-02
<b>Applicant</b>	: HTC Corporation
<b>Trade Mark</b>	: HTC
<b>Product Model</b>	: CLIC100
<b>Product Type</b>	: PDA Phone
<b>FCC ID</b>	: NM8CKV
<b>Dates of Test</b>	: Jun. 05 ~ Jun. 24, 2009
<b>Test Specification</b>	: Part 15 Subpart C (15.247)
	<b>PUBLIC NOTICE :DA 00-705 Filing and Measurement Guidelines for Frequency Hopping Spread Spectrum Systems</b>
<b>Location of Test Lab.</b>	: Chang-an Lab.

1. The test operations have to be performed with cautious behavior, the test results are as attached.
2. The test results are under chamber environment of A Test Lab Techno Corp. A Test Lab Techno Corp. does not assume responsibility for any conclusions and generalizations drawn from the test results with regard to other specimens or samples.
3. The measurement report has to be written approval of A Test Lab Techno Corp. It may only be reproduced or published in full. This report shall not be reproduced except in full, without the written approval of A Test Lab Techno Corp.
4. This document may be altered or revised by A Test Lab Techno. Corp. personnel only, and shall be noted in the revision section of the document.

  
**Kevin Wang** 20090630  
Approve Signer

  
**John Cheng** 20090630  
Testing Engineer





# CERTIFICATION

We hereby verify that:

The test data, data evaluation, test procedures and equipment configurations shown in this report were made in accordance with the procedures given in ANSI C63.4:2003. All test were conducted by *A Test Lab Techno Corp. No.140-1, Chang-an St., Bade City, Tao-Yuan County 334, Taiwan (R.O.C.)* Also, we attest to the accuracy of each.

We further submit that the energy emitted by the sample EUT tested as described in the report is in compliance with Class B radiated and conducted emission limit of FCC Rules Part 15 Subpart C (15.247).

EUT : PDA Phone  
Applicant : HTC Corporation  
No. 23, Xinghua Rd., Taoyuan City, Taoyuan County 330,  
Taiwan, R.O.C.  
Model No : CLIC100  
FCC ID : NM8CKV

Approved by :  Prepared by :   
Kevin Wang 2009/06/30 John Cheng 2009/06/30

*A Test Lab Techno Corp.*

*No.140-1, Chang-an St., Bade City, Tao-Yuan County 334, Taiwan (R.O.C.)  
Tel : 03-2710188 / Fax : 03-2710190*



# Contents

1. GENERAL .....	4
2. Conducted Emissions Requirements .....	9
3. Radiated Emissions Requirements.....	13
4. Maximum Conducted Output Power Requirements.....	71
5. Minimum 6dB RF Bandwidth Requirements .....	77
6. Maximum Power Density Requirements .....	83
7. Out of Band Conducted Emissions Requirements .....	89
8. Band Edges Requirements .....	117
9. Antenna Requirements .....	128
Appendix A - EUT Test SETUP .....	129



## 1. GENERAL

### 1.1 Description of Equipment under Test (EUT)

**Applicant :** **HTC Corporation**  
**No. 23, Xinghua Rd., Taoyuan City, Taoyuan County 330, Taiwan, R.O.C.**

**Manufacturer :** HTC Corporation  
**Manufacturer Address :** No. 23, Xinghua Rd., Taoyuan City, Taoyuan County 330, Taiwan, R.O.C.  
**Product Type :** PDA Phone  
**Trade Name :** HTC  
**Model Name :** CLIC100  
**FCC ID :** NM8CKV  
**Frequency of Channel :** See Table 1  
**Type of Modulation :** Direct Sequence Spread Spectrum  
**Hardware Ver. :** XD  
**Software Ver. :** 13.15.55.03H\_1.35.03.06  
**Output Power :** 0.244 W  
**Type of Antenna :** Planar Inverted-F Antenna  
**Antenna Gain :** 0.5dBi

During testing the EUT was operated at Tx or Rx mode for each emission measured. This was done in order to ensure that maximum emission levels were attained.

802.11b/g Mode	
CH	Frequency
1	2412
2	2417
3	2422
4	2427
5	2432
6	2437
7	2442
8	2447
9	2452
10	2457
11	2462

Table 1. WLAN Frequency of Each Channel (Working Frequency)



## 1.2 Difference Description of EUT

The model (HTC CLIC100) have different components source. The other circuit designed is the same. Sample No.1 & Sample No.2 is use difference components (list below).

Component Name	Component Model No.	
	Sample 1 <sup>st</sup>	Sample 2 <sup>nd</sup>
LCD Panel	Samsung / LMS276GF02	Wintek / WD-F2432Z7-6FLWa
Camera	LiteOn / 08PF05	Foxconn / CMHT-30M00D
USB Cable	MEC / DC U200	Foxlink / DC U200

## 1.3 Introduction

The following measurement report is submitted on behalf of **HTC Corporation** In support of a Class B Digital Device certification in accordance with Part2 Subpart J and Part 15 Subpart A and B&C of the Commission's and Regulations.

## 1.4 Summary of Tests

47 CFR Part 15 Subpart C				
Reference	Test	Results (*)		Note
		Sample 1 <sup>st</sup>	Sample 2 <sup>nd</sup>	
15.207	AC Power Conducted Emission	PASS	N/A	
15.247(c)	Transmitter Radiated Emissions	PASS	PASS	
15.247(b)	Max. Output Power	PASS	N/A	
15.247(a)(2)	6dB RF Bandwidth	PASS	N/A	
15.247(d)	Max. Power Density	PASS	N/A	
15.247(c)	Out of Band Conducted Spurious Emission	PASS	N/A	
15.247(c)	Band Edge Measurement	PASS	N/A	
15.203	Antenna Requirement	PASS	N/A	

\* Tested sample 1<sup>st</sup> and sample 2<sup>nd</sup> by Transmitter Radiated Emissions request. The sample 1<sup>st</sup> is worst case. The other FCC Rule is tested sample 1<sup>st</sup> and recorded in the report.



## 1.5 Description of Support Equipment

<b>Computer</b>	: DELL
<b>Model No.</b>	: PP49L
<b>Serial No.</b>	: UF230 A03
<b>FCC ID</b>	: E2KWM3945ABC
<b>Keyboard</b>	: DELL
<b>Model No.</b>	: SK-8115
<b>Serial No.</b>	: MY-0DJ325-71619-7113-1366
<b>FCC ID</b>	: FCC DOC
<b>Monitor</b>	: DELL
<b>Model No.</b>	: E177FPc
<b>Serial No.</b>	: CN-0FJ179-64180-6BT-4LYS
<b>FCC ID</b>	: FCC DOC
<b>Mouse</b>	: DELL
<b>Model No.</b>	: M056U0A
<b>Serial No.</b>	: F1F026E1
<b>FCC ID</b>	: FCC DOC
<b>Printer</b>	: EPSON
<b>Model No.</b>	: C60
<b>Serial No.</b>	: DR3K041323
<b>FCC ID</b>	: FCC DOC

## 1.6 Configuration of System under Test

### AC Adapter Link

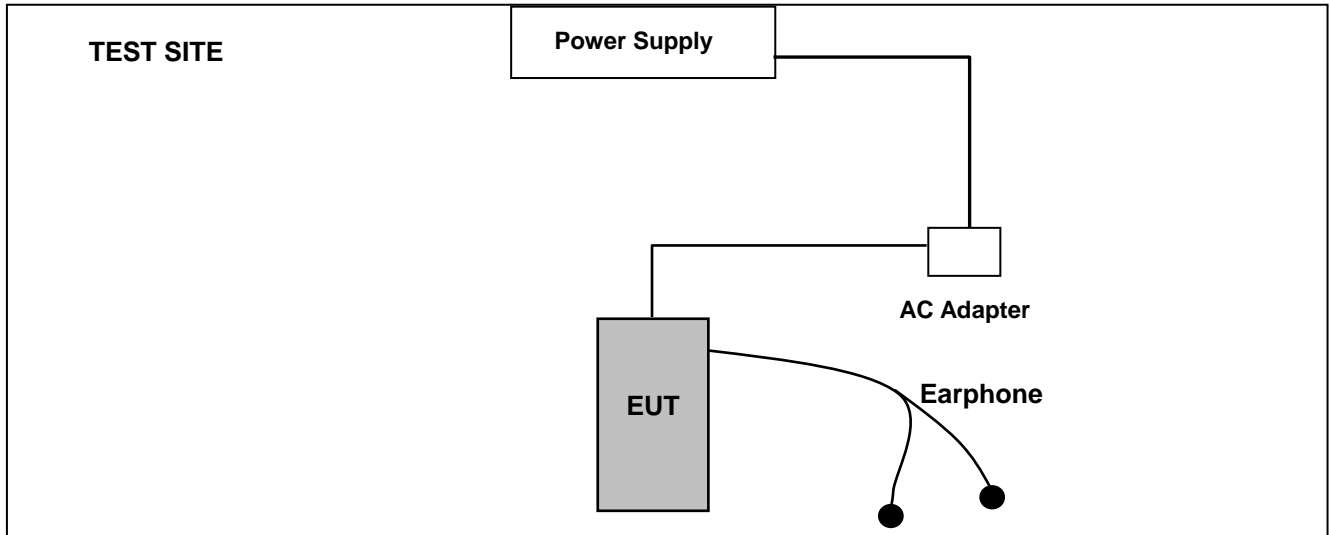


Figure 1. Configuration of System Under Test

During EMI testing the EUT (PDA Phone)'s Power port was connected to AC Adapter. EUT (PDA Phone)'s Earphone connected to earphone.

## 1.7 Test Procedure

All measurements contained in this report were performed according to the techniques described in Measurement procedure ANSI C63.4-2003 "Measurement of un-Intentional Radiators."

## 1.8 General Test Condition

The conditions under which the EUT operates were varied to determine their effect on the equipment's emission characteristics. The final configuration of the test system and the mode of operation used during these tests were chosen as that which produced the highest emission levels. However, only those conditions which the EUT was considered likely to encounter in normal use were investigated. The system's radiated and conducted emissions were investigated while the computer alternately transferred data to the EUT as well as to the monitor and printer. Using a test program which sent a continuous data and transferred data to and from the EUT was proven to worst case emissions. The system's physical layout and cabling was randomly arranged to ensure that maximum emission levels were attained.



## 1.9 Test Modes

Preliminary tests were performed in different data rate to find the worst case. The data rate shown in the table below is the worst-case rate (Blue color). Investigation has been done on all the possible configurations for searching the worst cases. The following table is a list of the test modes shown in this test report.

802.11b		
Channel	Data Rate (Mbps)	Power (dBm)
1	1	20.66
6		20.88
11		20.43

802.11g		
Channel	Data Rate (Mbps)	Power (dBm)
1	6	23.63
6		23.74
11		23.87

Comment:

1. Wi-Fi 802.11b output power worst is 1 of data rate.
2. Wi-Fi 802.11g output power worst is 6 of data rate.





## 2. Conducted Emissions Requirements

### 2.1 General & Setup:

The EUT was setup to ANSI C63.4, 2003; tested to DTS test procedure of Oct 2002 KDB558074 for compliance to FCC 47CFR 15.247 requirements.

The power line conducted emission measurements were performed in a shielded enclosure. The EUT was assembled on a wooden table which is 80 centimeters high, was placed 40 centimeters from the back wall and at least 1 meter from the sidewall.

Power was fed to the EUT from the public utility power grid through a line filter and EMCO Model 3162/2 SH Line Impedance Stabilization Networks (LISN). The LISN housing, measuring instrumentation case, ground plane, etc., were electrically bonded together at the same RF potential. The Spectrum analyzer was connected to the AC line through an isolation transformer. The 50-ohm output of the LISN was connected to the spectrum analyzer directly. Conducted emission levels were in the CISPR quasi-peak detection mode. The analyzer's 6 dB bandwidth was set to 9 KHz. No post-detector video filter was used.

The spectrum was scanned from 150 KHz to 30 MHz. The physical arrangement of the test system and associated cabling was varied (within the scope of arrangements likely to be encountered in actual use) to determine the effect on the unit's emanations in amplitude and frequency. All spurious emission frequencies were observed. The highest emission amplitudes relative to the appropriate limit were measured and have been recorded in paragraph 2.6.

### 2.2 Test Equipment List:

Describe	Manufacturer	Model	Serial Number	Calibration	
				Cal. Date	Due Date
Spectrum Analyzer	Advantest	R3132	160300103	Mar. 10, 2009	Mar. 10, 2010
Test Receiver	R&S	ESCI	100367	Jun. 05, 2009	Jun. 05, 2010
LISN	EMCO	3816/2 SH	00060110	Jun. 05, 2009	Jun. 05, 2010
LISN	EMCO	3816/2 SH	00060111	Jun. 30, 2008	Jun. 30, 2009
Transient Limiter	ELECTRO-METRICS	EM-7600	777	Jun. 26, 2008	Jun. 26, 2009



### 2.3 Test condition:

EUT tested in accordance with the specifications given by the Manufacturer, and exercised in the most unfavorable manner.

### 2.4 Conducted Emissions Limits:

Frequency range (MHz)	Limits (dBuV)	
	Quasi-peak	Average
0.15 to 0.50	66 to 56	56 to 46
0.50 to 5.0	56	46
5.0 to 30	60	50

### 2.5 Measurement Data of Conducted Emissions:

#### 2.5.1 Conducted Emissions (Subpart C)

The following table show a summary of the highest emissions of power line conducted emissions to the HOT and NATURAL conductor of the EUT power.

Applicant : HTC Corporation  
Model No : CLIC100  
EUT : PDA Phone  
Test Mode : Link Mode  
Test Date : 06/05/2009

Please refer to next page of detail testing data.

Notes:

1. L1: One end & Ground L2: The other end & Ground
2. Height of table on which the EUT was placed: 0.8 m.
3. The Quasi-Peak Value have already met the Average Value Limit showed on above limits.
4. The above test results are obtained under the normal condition.



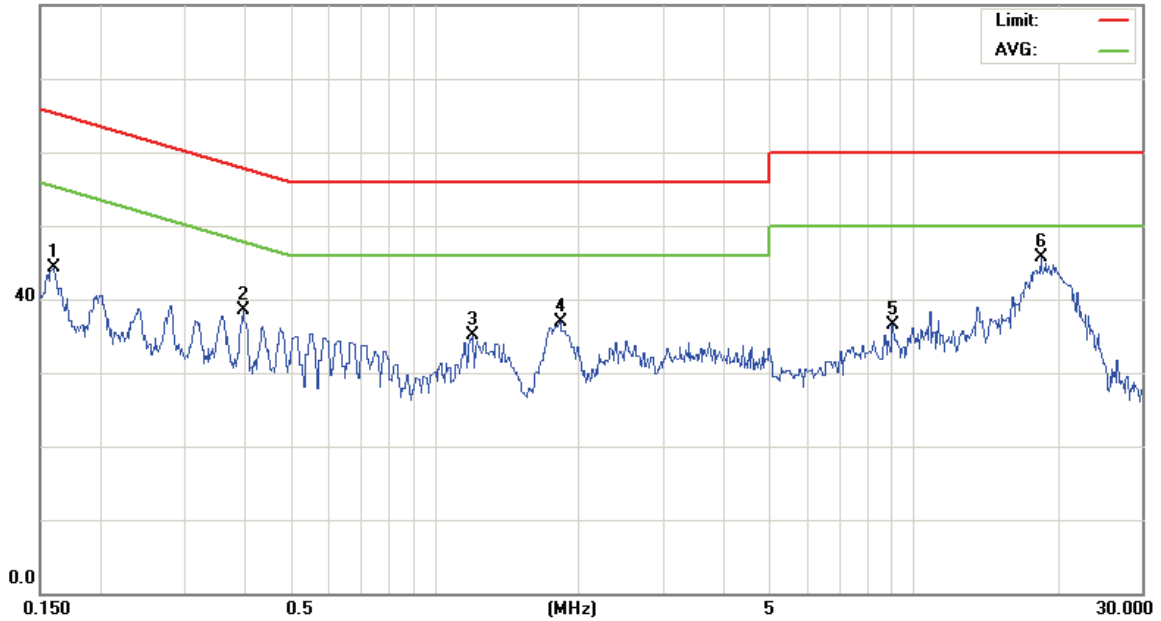
File :CLIC100(11g)

Data :#1

Date: 2009/6/5

Time: 下午 05:23:24

80.0 dBuV



Site site#1

Phase: **L1**

Temperature: 26 °C

Limit: CISPR22 Class B Conduction(QP)

Power: AC 110V/60Hz

Humidity: 55 %

EUT:

M/N: 09-0141-SE

Mode: WIFI 11g

Note: CH06

No.	Mk.	Freq. MHz	Reading Level dBuV	Correct Factor dB	Measure- ment dBuV	Limit dBuV	Over dB	Detector	Comment
1		0.1604	34.55	9.73	44.28	65.44	-21.16	peak	
2		0.3964	28.65	9.78	38.43	57.93	-19.50	peak	
3		1.2020	25.23	9.81	35.04	56.00	-20.96	peak	
4		1.8230	27.04	9.82	36.86	56.00	-19.14	peak	
5		9.0500	26.38	10.09	36.47	60.00	-23.53	peak	
6	*	18.4000	35.37	10.27	45.64	60.00	-14.36	peak	

\*:Maximum data    x:Over limit    !:over margin

●Reference Only



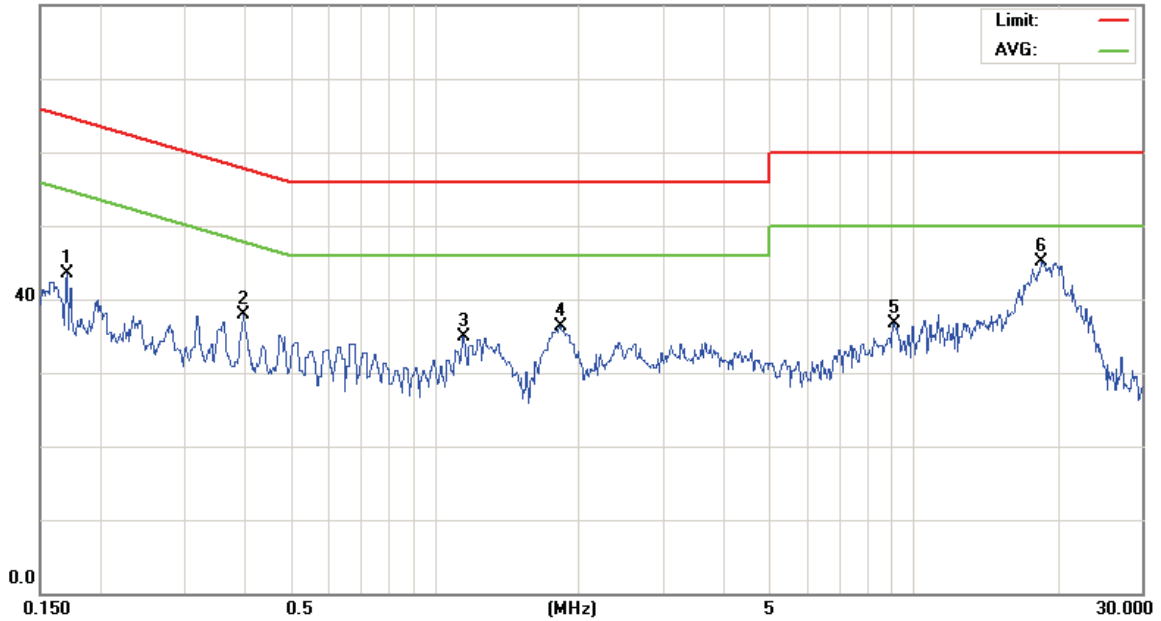
File :CLIC100(11g)

Data :#2

Date: 2009/6/5

Time: 下午 05:26:38

80.0 dBuV



Site site#1

Phase: **L2**

Temperature: 26 °C

Limit: CISPR22 Class B Conduction(QP)

Power: AC 110V/60Hz

Humidity: 55 %

EUT:

M/N: 09-0141-SE

Mode: WIFI 11g

Note: CH06

No.	Mk.	Freq. MHz	Reading Level dBuV	Correct Factor dB	Measure- ment dBuV	Limit dBuV	Over dB	Detector	Comment
1		0.1703	33.73	9.73	43.46	64.94	-21.48	peak	
2		0.3978	28.05	9.78	37.83	57.90	-20.07	peak	
3		1.1480	25.01	9.80	34.81	56.00	-21.19	peak	
4		1.8230	26.41	9.82	36.23	56.00	-19.77	peak	
5		9.1000	26.66	10.09	36.75	60.00	-23.25	peak	
6	*	18.4500	34.92	10.27	45.19	60.00	-14.81	peak	

\*:Maximum data    x:Over limit    !:over margin

●Reference Only



### **3. Radiated Emissions Requirements**

#### **3.1 Final radiation measurements were made on a three-meter:**

The EUT was setup to ANSI C63.4, 2003; tested to DTS test procedure of Oct 2002 KDB558074 for compliance to FCC 47CFR 15.247 requirements.

Final radiation measurements were made on a three-meter, Semi Anechoic Chamber. The EUT system was placed on a nonconductive turntable which is 0.8 meters height, top surface 1.0 x 1.5 meter. The spectrum was examined from 250 MHz to 2.5 GHz in order to cover the whole spectrum below 10th harmonic which could generate from the EUT. During the test, EUT was set to transmit continuously & Measurements spectrum range from 30 MHz to 26.5 GHz is investigated.

For measurements below 1 GHz the resolution bandwidth is set to 100 kHz for peak detection measurements or 120 kHz for quasi-peak detection measurements. Peak detection is used unless otherwise noted as quasi-peak. For measurements above 1 GHz the resolution bandwidth is set to 1 MHz, and then the video bandwidth is set to 1 MHz for peak measurements and 10 Hz for average measurements.

A nonconductive material surrounded the EUT to supporting the EUT for standing on three orthogonal planes. At each condition, the EUT was rotated 360 degrees, and the antenna was raised and lowered from one to four meters to find the maximum emission levels. Measurements were taken using both horizontal and vertical antenna polarization.

SCHWARZBECK MESS-ELEKTRONIK Biconilog Antenna (model VULB9163) at 3 Meter and the SCHWARZBECK Double Ridged Guide Antenna (model BBHA9120D&9170) was used in frequencies 1 – 26.5 GHz at a distance of 1 meter. All test results were extrapolated to equivalent signal at 3 meters utilizing an inverse linear distance extrapolation Factor (20dB/decade).



For testing above 1GHz, the emission level of the EUT in peak mode was 20dB lower than average limit (that means the emission level in peak mode also complies with the limit in average mode), then testing will be stopped and peak values of EUT will be reported, otherwise, the emissions will be measured in average mode again and reported.

Appropriate preamplifiers were used for improving sensitivity and precautions were taken to avoid overloading or desensitizing the spectrum analyzer. No post – detector video filters were used in the test.

The spectrum analyzer's 6 dB bandwidth was set to 1 MHz, and the analyzer was operated in the peak detection mode, for frequencies both below and up 1 GHz. The average levels were obtained by subtracting the duty cycle correction factor from the peak readings.

The following procedures were used to convert the emission levels measured in decibels referenced to 1 microvolt (dBuV) into field intensity in micro volts per meter (uV/m).

The actual field intensity in decibels referenced to 1 microvolt in to field intensity in micro volts per meter (dBuV/m).

The actual field intensity in referenced to 1 microvolt per meter (dBuV/m) is determined by algebraically adding the measured reading in dBuV, the antenna factor (dB), and cable loss (dB) and Subtracting the gain of preamplifier (dB) is auto calculate in spectrum analyzer.

$$(1) \text{ Amplitude (dBuV/m)} = \text{FI (dBuV)} + \text{AF (dBuV)} + \text{CL (dBuV)} - \text{Gain (dB)}$$

FI= Reading of the field intensity.

AF= Antenna factor.

CL= Cable loss.

P.S Amplitude is auto calculate in spectrum analyzer.

$$(2) \text{ Actual Amplitude (dBuV/m)} = \text{Amplitude (dBuV)} - \text{Dis(dB)}$$

The FCC specified emission limits were calculated according the EUT operating frequency and by following linear interpolation equations:

(a) For fundamental frequency :

Transmitter Output < +30dBm

(b) For spurious frequency :

Spurious emission limits = fundamental emission limit /10



### 3.2 Test Equipment List:

Describe	Manufacturer	Model	Serial Number	Calibration	
				Cal. Date	Due Date
Spectrum Analyzer	Agilent	E4408B	MY46181421	Mar. 13, 2009	Mar. 13, 2010
Pre Amplifier	Agilent	8449B	3008A02457	Mar. 04, 2009	Mar. 04, 2010
Pre Amplifier	Agilent	8447D	2944A11119	Jan. 19, 2009	Jan. 19, 2010
Test Receiver	R&S	ESCI	100367	Jun. 05, 2009	Jun. 05, 2010
Biconilog Antenna	SCHWARZBECK MESS-ELEKTRONIK	VULB9163	9163-270	Jun. 26, 2008	Jun. 26, 2009
Horn Antenna	SCHWARZBECK MESS-ELEKTRONIK	BBHA9120D	9120D-550	Jun. 26, 2008	Jun. 26, 2009
Horn Antenna	SCHWARZBECK MESS-ELEKTRONIK	BBHA9170	9170-320	Jun. 01, 2009	Jun. 01, 2010
Horn Antenna	SCHWARZBECK MESS-ELEKTRONIK	BBHA9120E	0899	Jun. 26, 2008	Jun. 26, 2009



### 3.3 Test condition:

EUT tested in accordance with the specifications given by the manufacturer, and exercised in the most unfavorable manner.

### 3.4 Radiated Emissions Limits:

Frequency range (MHz)	Peak(dBuV)
30 to 88	40
88 to 216	43.5
216 to 960	46
Above 960	54





### 3.5 Measurement Data of Radiated Emissions:

#### 3.5.1 Open Field Radiated Emissions (Subpart C)

The highest peak values of radiated emissions from the EUT at various antenna heights, antenna polarization, EUT orientation, etc. are recorded on the following.

Applicant : HTC Corporation  
Model No : CLIC100  
EUT : PDA Phone  
Test Mode : AC Adapter \_ 802.11b CH1 2412.000 (Local Frequency: 2412.000 MHz)  
Test Date : 06/10 ~ 06/11/2009

Please refer to next page of detail testing data.

Notes:

1. Margin= Amplitude - Limits
2. Distance of Measurement: 3 Meter (30-1000MHz) & (1-10GHz), 1 Meter (10-26.5GHz)
3. Height of table for EUT placed: 0.8 Meter.
4. ANT= Antenna height.
5. Amplitude= Reading Amplitude – Amplifier gain + Cable loss + Antenna factor  
(Auto calculate in spectrum analyzer)
6. The EUT was worst case on X axis after pretest on X & Y & Z axis setting.
7. The testing data only show below 18GHz's data because measure data above 18GHz was only ambient noise.
8. All frequencies from 30MHz to 26.5GHz have been tested

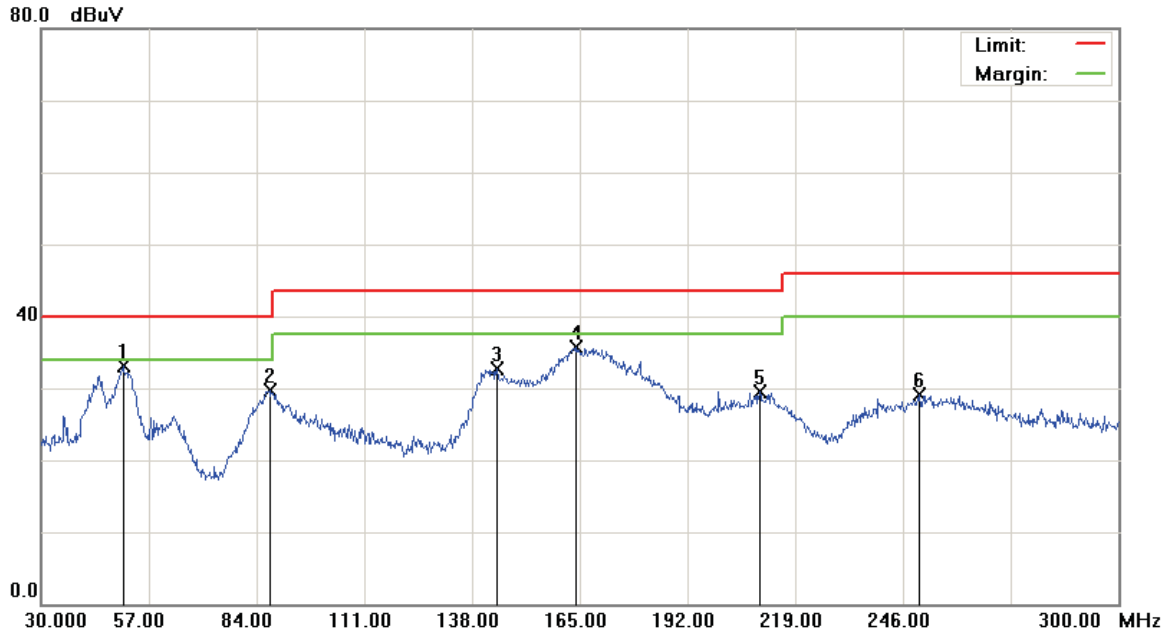


File :CLIC100(2412)

Data :#1

Date: 2009/6/10

Time: 上午 02:04:29



Site Polarization: *Vertical* Temperature: 22 °C  
 Limit: FCC Class B 3M Radiation Power: Humidity: 60 %  
 EUT: Distance: 3m  
 M/N: 09-0141-SE  
 Mode: 11B  
 Note: CH01(2412MHz) · Antenna 100cm  
 10G - 18G AV PRE Scan Att:0 ; REF:95 ; Range:95(EUT Power Level:255)

No.	Mk.	Freq.	Reading Level	Correct Factor	Measurement	Limit	Over	Antenna Height	Table Degree	
		MHz	dBuV	dB	dBuV	dBuV	dB	cm	degree	Comment
1	*	50.5200	45.25	-12.16	33.09	40.00	-6.91			peak
2		87.2400	43.83	-14.04	29.79	40.00	-10.21			peak
3		144.2100	48.84	-16.21	32.63	43.50	-10.87			peak
4		164.1900	51.05	-15.33	35.72	43.50	-7.78			peak
5		210.0900	42.35	-12.77	29.58	43.50	-13.92			peak
6		250.0500	39.90	-10.82	29.08	46.00	-16.92			peak

\*:Maximum data x:Over limit !:over margin

●Reference Only



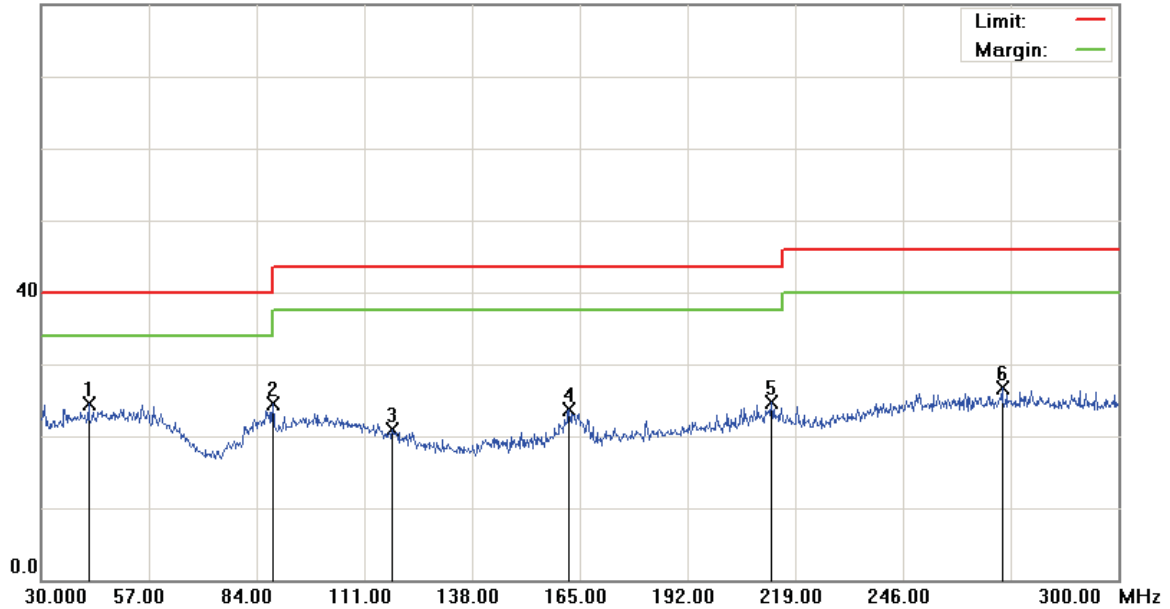
File :CLIC100(2412)

Data :#3

Date: 2009/6/10

Time: 上午 02:12:57

80.0 dBuV



Site Polarization: **Horizontal** Temperature: 22 °C  
 Limit: FCC Class B 3M Radiation Power: Humidity: 60 %  
 EUT: Distance: 3m  
 M/N: 09-0141-SE  
 Mode: 11B  
 Note: CH01(2412MHz) · Antenna 100cm  
 10G - 18G AV PRE Scan Att:0 ; REF:95 ; Range:95(EUT Power Level:255)

No.	Mk.	Freq.	Reading Level	Correct Factor	Measurement	Limit	Over	Antenna Height	Table Degree	
		MHz	dBuV	dB	dBuV	dBuV	dB	cm	degree	Comment
1	*	41.8800	36.30	-11.87	24.43	40.00	-15.57			peak
2		88.0500	38.24	-13.78	24.46	43.50	-19.04			peak
3		118.0200	34.83	-13.86	20.97	43.50	-22.53			peak
4		162.3000	39.05	-15.40	23.65	43.50	-19.85			peak
5		213.0600	37.51	-12.74	24.77	43.50	-18.73			peak
6		270.8400	37.62	-10.90	26.72	46.00	-19.28			peak

\*:Maximum data x:Over limit !:over margin

●Reference Only



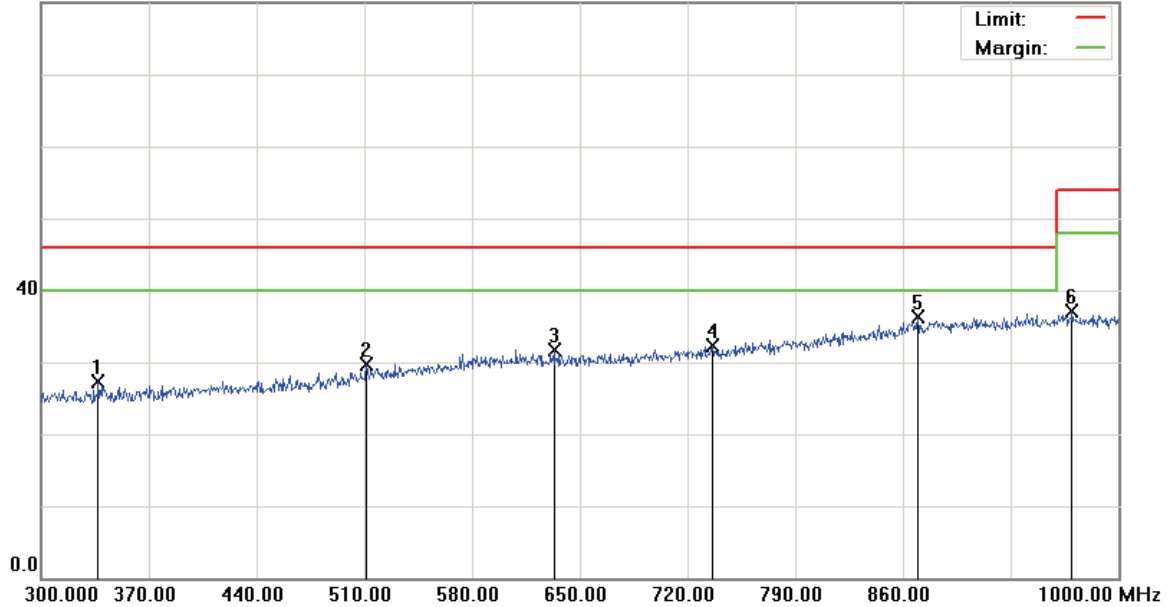
File :CLIC100(2412)

Data :#2

Date: 2009/6/10

Time: 上午 02:08:43

80.0 dBuV



Site Polarization: *Vertical* Temperature: 22 °C  
 Limit: FCC Class B 3M Radiation Power: Humidity: 60 %  
 EUT: Distance: 3m  
 M/N: 09-0141-SE  
 Mode: 11B  
 Note: CH01(2412MHz) · Antenna 100cm  
 10G - 18G AV PRE Scan Att:0 ; REF:95 ; Range:95(EUT Power Level:255)

No.	Mk.	Freq.	Reading Level	Correct Factor	Measurement	Limit	Over	Antenna Height	Table Degree	
		MHz	dBuV	dB	dBuV	dBuV	dB	cm	degree	Comment
1		337.1000	36.51	-9.13	27.38	46.00	-18.62			peak
2		511.4000	36.33	-6.69	29.64	46.00	-16.36			peak
3		633.2000	36.10	-4.36	31.74	46.00	-14.26			peak
4		736.1000	35.53	-3.29	32.24	46.00	-13.76			peak
5	*	869.8000	37.08	-0.86	36.22	46.00	-9.78			peak
6		969.9000	36.45	0.72	37.17	54.00	-16.83			peak

\*:Maximum data x:Over limit !:over margin

●Reference Only



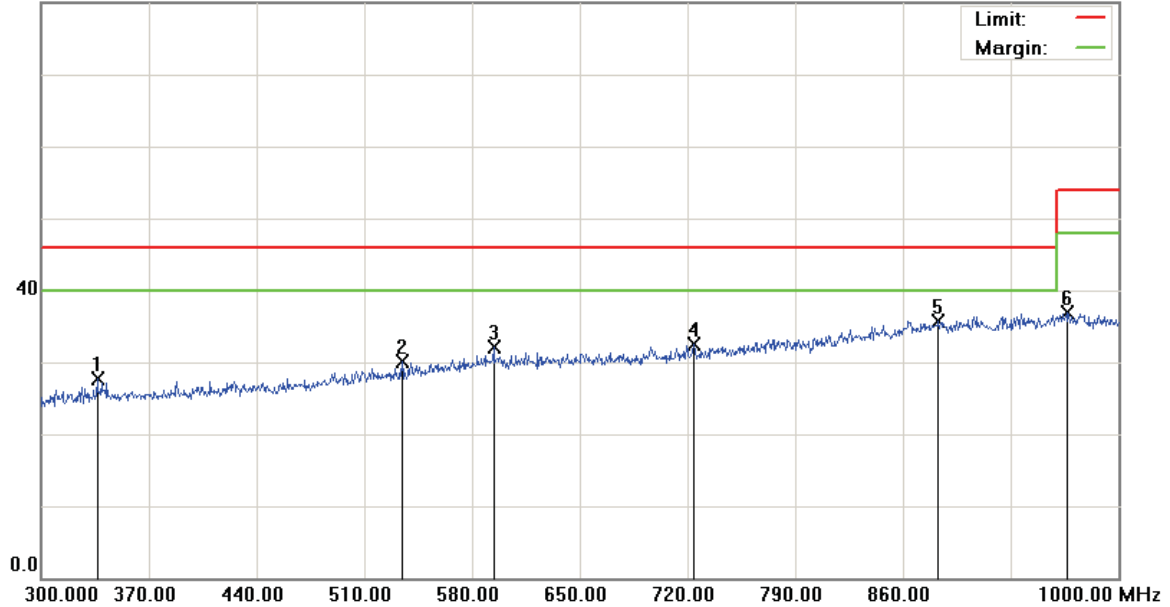
File :CLIC100(2412)

Data :#4

Date: 2009/6/10

Time: 上午 02:17:10

80.0 dBuV



Site Polarization: **Horizontal** Temperature: 22 °C  
 Limit: FCC Class B 3M Radiation Power: Humidity: 60 %  
 EUT: Distance: 3m  
 M/N: 09-0141-SE  
 Mode: 11B  
 Note: CH01(2412MHz) · Antenna 100cm  
 10G - 18G AV PRE Scan Att:0 ; REF:95 ; Range:95(EUT Power Level:255)

No.	Mk.	Freq.	Reading Level	Correct Factor	Measurement	Limit	Over	Antenna Height	Table Degree	
		MHz	dBuV	dB	dBuV	dBuV	dB	cm	degree	Comment
1		336.4000	36.79	-9.18	27.61	46.00	-18.39			peak
2		534.5000	36.51	-6.41	30.10	46.00	-15.90			peak
3		594.0000	36.98	-4.93	32.05	46.00	-13.95			peak
4		724.2000	35.95	-3.54	32.41	46.00	-13.59			peak
5	*	883.1000	36.06	-0.33	35.73	46.00	-10.27			peak
6		966.4000	36.13	0.69	36.82	54.00	-17.18			peak

\*:Maximum data x:Over limit !:over margin

●Reference Only

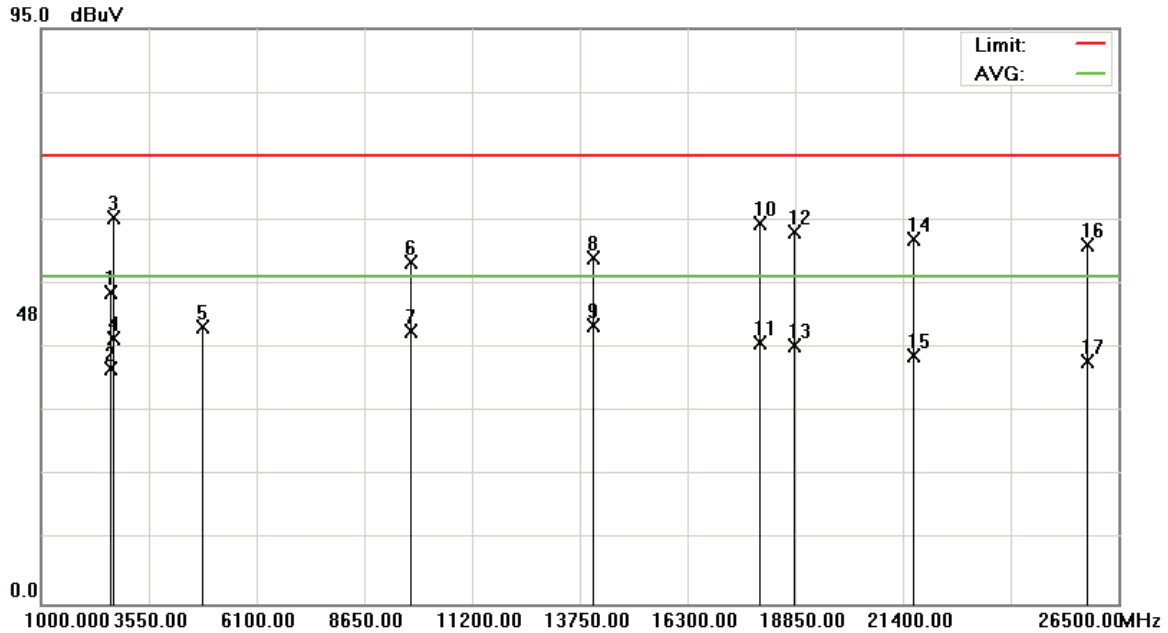


File :CLIC100(2412MHz)X軸

Data :#12

Date: 2009/6/11

Time: 上午 01:25:08



Site Polarization: **Vertical** Temperature: 22 °C  
 Limit: FCC part 15 (PK) Power: Humidity: 60 %  
 EUT: Distance: -  
 M/N: 09-0141-SE  
 Mode: WIFI(11b)  
 Note: 2412MHz · Antenna100cm · POWER=1  
 1

No.	Mk.	Freq.	Reading Level	Correct Factor	Measurement	Limit	Over	Antenna Height	Table Degree	
		MHz	dBuV	dB	dBuV	dBuV	dB	cm	degree	Comment
1		2623.500	50.49	0.82	51.31	74.00	-22.69			peak
2		2623.500	38.07	0.82	38.89	54.00	-15.11			AVG
3		2700.000	41.15	22.58	63.73	74.00	-10.27			peak
4		2700.000	21.23	22.58	43.81	54.00	-10.19			AVG
5		4824.000	38.26	7.48	45.74	74.00	-28.26			peak
6		9744.500	38.75	17.69	56.44	74.00	-17.56			peak
7		9744.500	27.34	17.69	45.03	54.00	-8.97			AVG
8		14060.00	38.44	18.72	57.16	74.00	-16.84			peak
9	*	14060.00	27.23	18.72	45.95	54.00	-8.05			AVG
10		18000.00	37.26	25.57	62.83	74.00	-11.17			peak
11		18000.00	17.53	25.57	43.10	54.00	-10.90			AVG
12		18807.50	38.12	23.16	61.28	74.00	-12.72			peak

\*:Maximum data x:Over limit !:over margin ●Reference Only



Site Polarization: **Vertical** Temperature: 22 °C  
 Limit: FCC part 15 (PK) Power: Humidity: 60 %  
 EUT: Distance: 1m  
 M/N: 09-0141-SE  
 Mode: WIFI(11b)  
 Note: 2412MHz · Antenna100cm · POWER=1  
 10G - 18G AV PRE Scan Att:0 ; REF:95 ; Range:95(EUT Power Level:255)

No.	Mk.	Freq.	Reading Level	Correct Factor	Measurement	Limit	Over	Antenna Height	Table Degree	
		MHz	dBuV	dB	dBuV	dBuV	dB	cm	degree	Comment
13		18807.50	19.39	23.16	42.55	54.00	-11.45			AVG
14		21633.75	38.88	21.28	60.16	74.00	-13.84			peak
15		21633.75	19.71	21.28	40.99	54.00	-13.01			AVG
16		25756.25	40.38	18.77	59.15	74.00	-14.85			peak
17		25756.25	21.36	18.77	40.13	54.00	-13.87			AVG

\*:Maximum data    x:Over limit    !:over margin    ●Reference Only



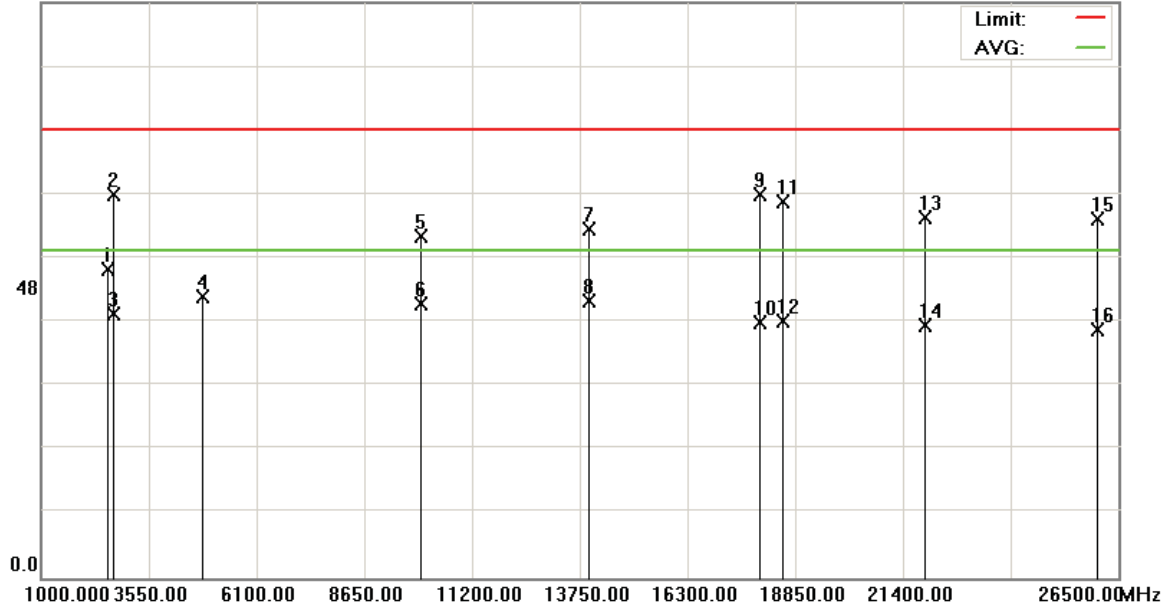
File :CLIC100(2412MHz)X軸

Data :#14

Date: 2009/6/11

Time: 上午 01:29:13

95.0 dBuV



Site Polarization: **Horizontal** Temperature: 22 °C  
 Limit: FCC part 15 (PK) Power: Humidity: 60 %  
 EUT: Distance: 1m  
 M/N: 09-0141-SE  
 Mode: WIFI(11b)  
 Note: 2412MHz · Antenna100cm · POWER=1  
 10G - 18G AV PRE Scan Att:0 ; REF:95 ; Range:95(EUT Power Level:255)

No.	Mk.	Freq.	Reading Level	Correct Factor	Measurement	Limit	Over	Antenna Height	Table Degree	
		MHz	dBuV	dB	dBuV	dBuV	dB	cm	degree	Comment
1		2572.500	50.30	0.55	50.85	74.00	-23.15			peak
2		2700.000	40.78	22.58	63.36	74.00	-10.64			peak
3		2700.000	21.02	22.58	43.60	54.00	-10.40			AVG
4		4824.000	38.99	7.48	46.47	74.00	-27.53			peak
5		9981.750	38.62	17.88	56.50	74.00	-17.50			peak
6		9981.750	27.38	17.88	45.26	54.00	-8.74			AVG
7		13960.00	39.06	18.57	57.63	74.00	-16.37			peak
8	*	13960.00	27.21	18.57	45.78	54.00	-8.22			AVG
9		18000.00	37.77	25.57	63.34	74.00	-10.66			peak
10		18000.00	16.65	25.57	42.22	54.00	-11.78			AVG
11		18552.50	38.91	23.08	61.99	74.00	-12.01			peak
12		18552.50	19.41	23.08	42.49	54.00	-11.51			AVG

\*:Maximum data x:Over limit !:over margin

●Reference Only





Site Polarization: **Horizontal** Temperature: 22 °C  
 Limit: FCC part 15 (PK) Power: Humidity: 60 %  
 EUT: Distance: 1m  
 M/N: 09-0141-SE  
 Mode: WIFI(11b)  
 Note: 2412MHz , Antenna100cm , POWER=1  
 10G - 18G AV PRE Scan Att:0 ; REF:95 ; Range:95(EUT Power Lever:255)

No.	Mk.	Freq.	Reading Level	Correct Factor	Measurement	Limit	Over	Antenna Height	Table Degree	Detector	cm	degree	Comment
		MHz	dBuV	dB	dBuV	dBuV	dB						
13		21931.25	38.44	21.15	59.59	74.00	-14.41			peak			
14		21931.25	20.51	21.15	41.66	54.00	-12.34			AVG			
15		25990.00	40.65	18.56	59.21	74.00	-14.79			peak			
16		25990.00	22.30	18.56	40.86	54.00	-13.14			AVG			

\*:Maximum data x:Over limit !:over margin

●Reference Only



### 3.5.2 Open Field Radiated Emissions (Subpart C)

The highest peak values of radiated emissions from the EUT at various antenna heights, antenna polarization, EUT orientation, etc. are recorded on the following

Applicant : HTC Corporation  
Model No : CLIC100  
EUT : PDA Phone  
Test Mode : AC Adapter \_ 802.11b CH6 2437.000 (Local Frequency: 2437.000 MHz)  
Test Date : 06/10 ~ 06/11/2009

Please refer to next page of detail testing data.

Notes:

1. Margin= Amplitude - Limits
2. Distance of Measurement: 3 Meter (30-1000MHz) & (1-10GHz), 1 Meter (10-26.5GHz)
3. Height of table for EUT placed: 0.8 Meter.
4. ANT= Antenna height.
5. Amplitude= Reading Amplitude – Amplifier gain + Cable loss + Antenna factor  
(Auto calculate in spectrum analyzer)
6. The EUT was worst case on X axis after pretest on X & Y & Z axis setting.
7. The testing data only show below 18GHz's data because measure data above 18GHz was only ambient noise.
8. All frequencies from 30MHz to 26.5GHz have been tested



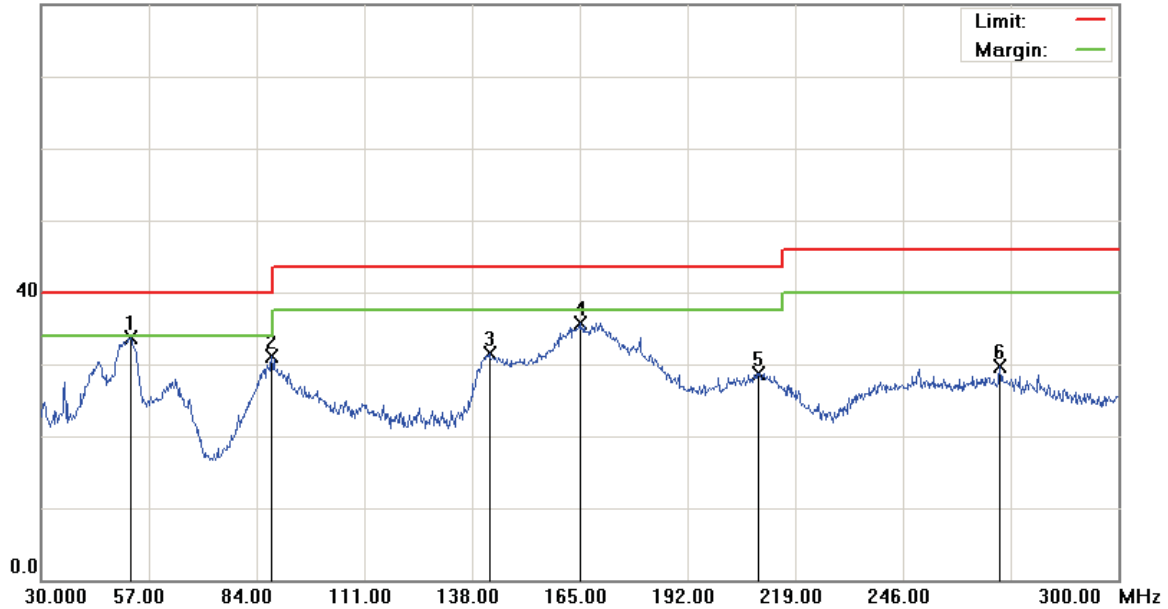
File :CLIC100(2437)

Data :#1

Date: 2009/6/10

Time: 上午 02:30:47

80.0 dBuV



Site Polarization: *Vertical* Temperature: 22 °C  
 Limit: FCC Class B 3M Radiation Power: Humidity: 60 %  
 EUT: Distance: 3m  
 M/N: 09-0141-SE  
 Mode: 11B  
 Note: CH06(2437MHz) · Antenna 100cm  
 10G - 18G AV PRE Scan Att:0 ; REF:95 ; Range:95(EUT Power Level:255)

No.	Mk.	Freq.	Reading Level	Correct Factor	Measurement	Limit	Over	Antenna Height	Table Degree	
		MHz	dBuV	dB	dBuV	dBuV	dB	cm	degree	Comment
1	*	52.4100	45.80	-12.18	33.62	40.00	-6.38			peak
2		87.7800	44.90	-13.87	31.03	40.00	-8.97			peak
3		142.3200	47.78	-16.27	31.51	43.50	-11.99			peak
4		165.0000	51.04	-15.30	35.74	43.50	-7.76			peak
5		209.8200	41.52	-12.78	28.74	43.50	-14.76			peak
6		270.3000	40.58	-10.92	29.66	46.00	-16.34			peak

\*:Maximum data x:Over limit !:over margin

●Reference Only



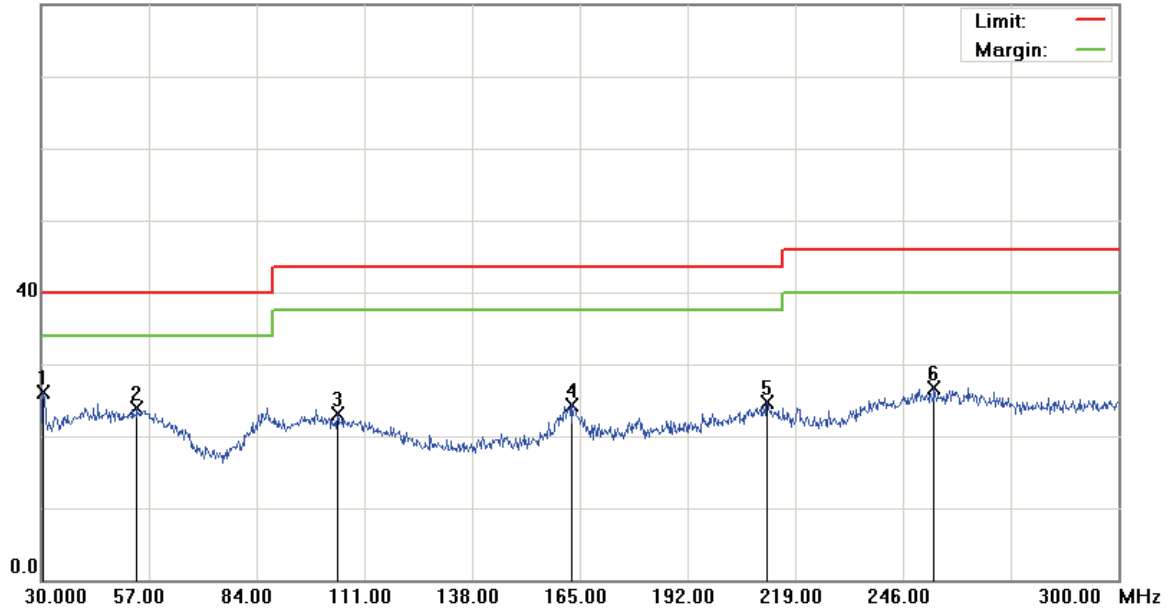
File :CLIC100(2437)

Data :#3

Date: 2009/6/10

Time: 上午 02:39:14

80.0 dBuV



Site Polarization: **Horizontal** Temperature: 22 °C  
 Limit: FCC Class B 3M Radiation Power: Humidity: 60 %  
 EUT: Distance: 3m  
 M/N: 09-0141-SE  
 Mode: 11B  
 Note: CH06(2437MHz) · Antenna 100cm  
 10G - 18G AV PRE Scan Att:0 ; REF:95 ; Range:95(EUT Power Level:255)

No.	Mk.	Freq.	Reading Level	Correct Factor	Measurement	Limit	Over	Antenna Height	Table Degree	
		MHz	dBuV	dB	dBuV	dBuV	dB	cm	degree	Comment
1	*	30.5400	39.38	-13.31	26.07	40.00	-13.93			peak
2		54.0300	36.12	-12.20	23.92	40.00	-16.08			peak
3		104.2500	35.06	-12.04	23.02	43.50	-20.48			peak
4		163.1100	39.78	-15.38	24.40	43.50	-19.10			peak
5		211.9800	37.43	-12.75	24.68	43.50	-18.82			peak
6		253.8300	37.79	-11.08	26.71	46.00	-19.29			peak

\*:Maximum data x:Over limit !:over margin

●Reference Only



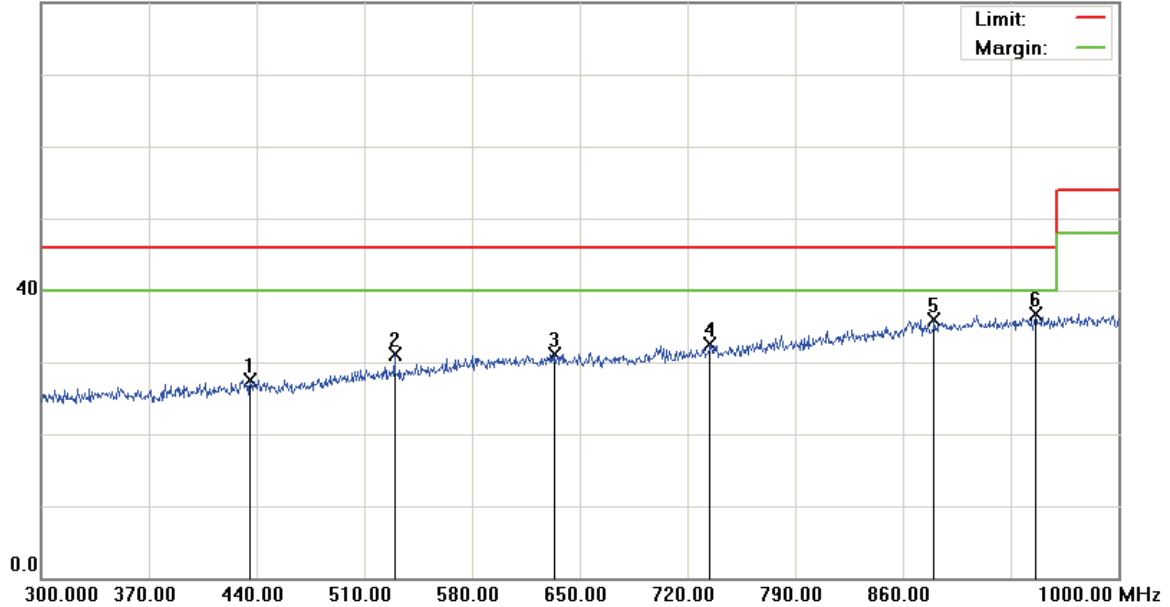
File :CLIC100(2437)

Data :#2

Date: 2009/6/10

Time: 上午 02:35:01

80.0 dBuV



Site Polarization: *Vertical* Temperature: 22 °C  
 Limit: FCC Class B 3M Radiation Power: Humidity: 60 %  
 EUT: Distance: 3m  
 M/N: 09-0141-SE  
 Mode: 11B  
 Note: CH06(2437MHz) · Antenna 100cm  
 10G - 18G AV PRE Scan Att:0 ; REF:95 ; Range:95(EUT Power Level:255)

No.	Mk.	Freq.	Reading Level	Correct Factor	Measurement	Limit	Over	Antenna Height	Table Degree	
		MHz	dBuV	dB	dBuV	dBuV	dB	cm	degree	Comment
1		435.8000	35.57	-7.99	27.58	46.00	-18.42			peak
2		529.6000	37.30	-6.27	31.03	46.00	-14.97			peak
3		633.2000	35.49	-4.36	31.13	46.00	-14.87			peak
4		734.7000	35.75	-3.31	32.44	46.00	-13.56			peak
5		880.3000	36.56	-0.66	35.90	46.00	-10.10			peak
6	*	946.1000	36.36	0.25	36.61	46.00	-9.39			peak

\*:Maximum data x:Over limit !:over margin

●Reference Only



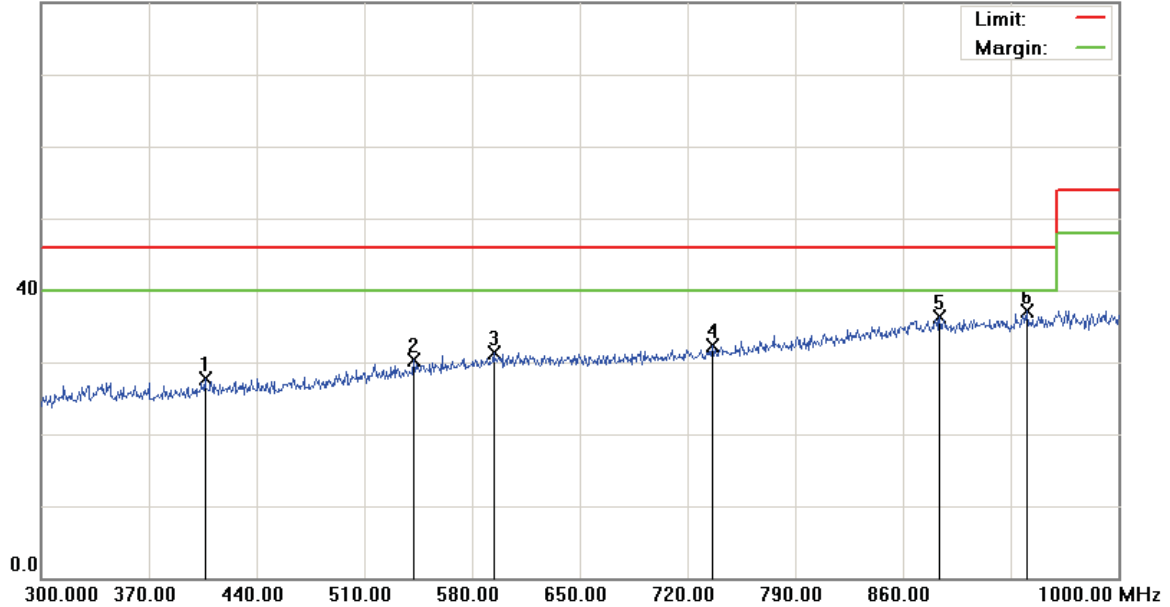
File :CLIC100(2437)

Data :#4

Date: 2009/6/10

Time: 上午 02:43:28

80.0 dBuV



Site Polarization: *Horizontal* Temperature: 22 °C  
 Limit: FCC Class B 3M Radiation Power: Humidity: 60 %  
 EUT: Distance: 3m  
 M/N: 09-0141-SE  
 Mode: 11B  
 Note: CH06(2437MHz) · Antenna 100cm  
 10G - 18G AV PRE Scan Att:0 ; REF:95 ; Range:95(EUT Power Level:255)

No.	Mk.	Freq.	Reading Level	Correct Factor	Measurement	Limit	Over	Antenna Height	Table Degree
		MHz	dBuV	dB	dBuV	dBuV	dB	cm	degree
1		406.4000	36.01	-8.25	27.76	46.00	-18.24	peak	Comment
2		542.2000	36.39	-6.04	30.35	46.00	-15.65	peak	
3		594.0000	36.31	-4.93	31.38	46.00	-14.62	peak	
4		736.1000	35.50	-3.29	32.21	46.00	-13.79	peak	
5		883.8000	36.52	-0.26	36.26	46.00	-9.74	peak	
6	*	940.5000	36.92	0.27	37.19	46.00	-8.81	peak	

\*:Maximum data x:Over limit !:over margin

●Reference Only



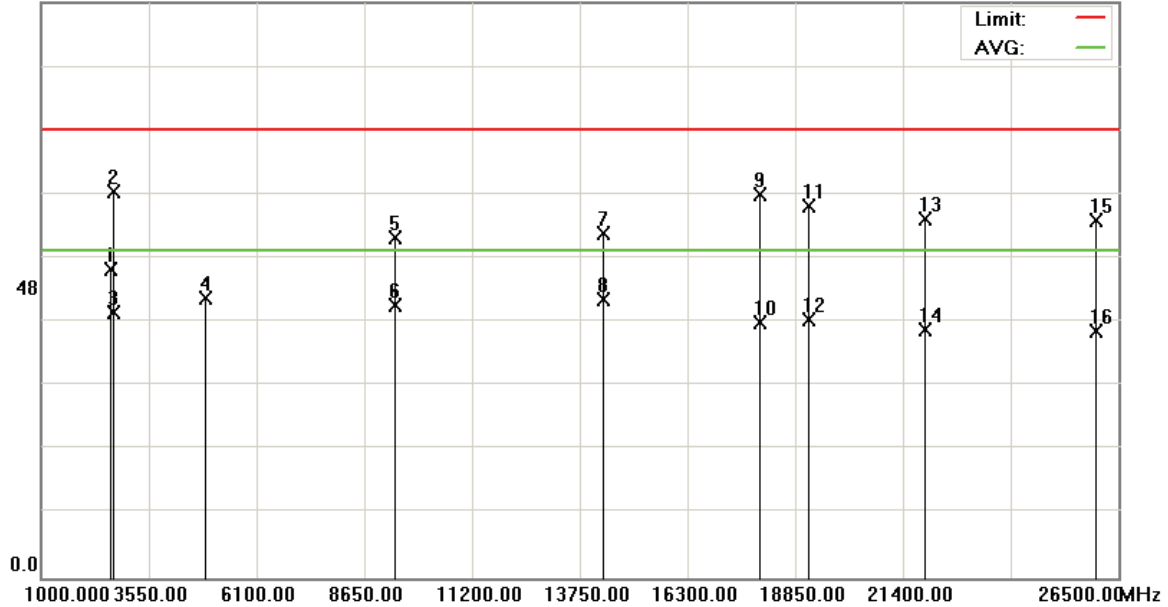
File :CLIC100(2437MHz)X軸

Data :#12

Date: 2009/6/11

Time: 上午 01:36:00

95.0 dBuV



Site Polarization: **Vertical** Temperature: 22 °C  
 Limit: FCC part 15 (PK) Power: Humidity: 60 %  
 EUT: Distance: 1m  
 M/N: 09-0141-SE  
 Mode: WIFI(11b)  
 Note: CH06(2437MHz) , Antenna100cm , POWER=1  
 10G - 18G AV PRE Scan Att:0 ; REF:95 ; Range:95(EUT Power Level:255)

No.	Mk.	Freq.	Reading Level	Correct Factor	Measurement	Limit	Over	Antenna Height	Table Degree	
		MHz	dBuV	dB	dBuV	dBuV	dB	cm	degree	Comment
1		2632.000	50.04	0.93	50.97	74.00	-23.03			peak
2		2700.000	41.30	22.58	63.88	74.00	-10.12			peak
3		2700.000	21.13	22.58	43.71	54.00	-10.29			AVG
4		4874.000	38.43	7.72	46.15	74.00	-27.85			peak
5		9343.000	39.22	16.93	56.15	74.00	-17.85			peak
6		9343.000	28.19	16.93	45.12	54.00	-8.88			AVG
7		14300.00	38.27	18.61	56.88	74.00	-17.12			peak
8	*	14300.00	27.38	18.61	45.99	54.00	-8.01			AVG
9		18000.00	37.73	25.57	63.30	74.00	-10.70			peak
10		18000.00	16.66	25.57	42.23	54.00	-11.77			AVG
11		19168.75	38.56	22.95	61.51	74.00	-12.49			peak
12		19168.75	19.58	22.95	42.53	54.00	-11.47			AVG

\*:Maximum data x:Over limit !:over margin

●Reference Only



Site Polarization: **Vertical** Temperature: 22 °C  
 Limit: FCC part 15 (PK) Power: Humidity: 60 %  
 EUT: Distance: 1m  
 M/N: 09-0141-SE  
 Mode: WIFI(11b)  
 Note: CH06(2437MHz) · Antenna100cm · POWER=1  
 10G - 18G AV PRE Scan Att:0 ; REF:95 ; Range:95(EUT Power Lever:255)

No.	Mk.	Freq.	Reading Level	Correct Factor	Measurement	Limit	Over	Antenna Height	Table Degree	
		MHz	dBuV	dB	dBuV	dBuV	dB	cm	degree	Comment
13		21910.00	38.03	21.16	59.19	74.00	-14.81			peak
14		21910.00	19.91	21.16	41.07	54.00	-12.93			AVG
15		25947.50	40.40	18.60	59.00	74.00	-15.00			peak
16		25947.50	22.20	18.60	40.80	54.00	-13.20			AVG

\*:Maximum data    x:Over limit    !:over margin    ●Reference Only





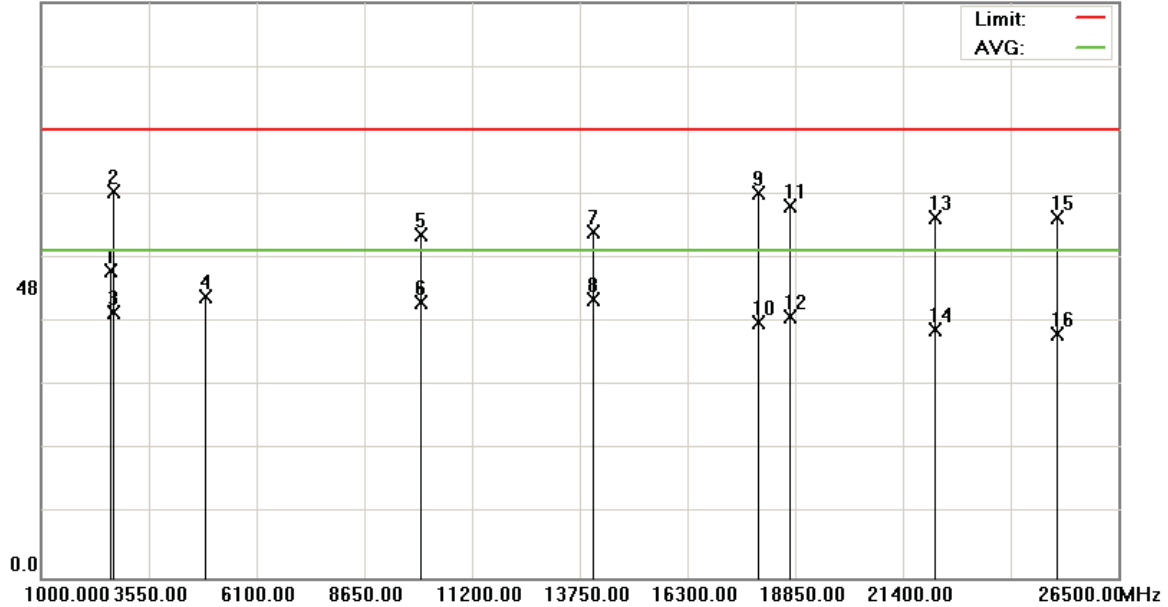
File :CLIC100(2437MHz)X軸

Data :#15

Date: 2009/6/11

Time: 上午 01:40:15

95.0 dBuV



Site Polarization: **Horizontal** Temperature: 22 °C  
 Limit: FCC part 15 (PK) Power: Humidity: 60 %  
 EUT: Distance: 1m  
 M/N: 09-0141-SE  
 Mode: WIFI(11b)  
 Note: CH06(2437MHz) , Antenna100cm , POWER=1  
 10G - 18G AV PRE Scan Att:0 ; REF:95 ; Range:95(EUT Power Level:255)

No.	Mk.	Freq.	Reading Level	Correct Factor	Measurement	Limit	Over	Antenna Height	Table Degree	
		MHz	dBuV	dB	dBuV	dBuV	dB	cm	degree	Comment
1		2640.500	49.73	0.97	50.70	74.00	-23.30			peak
2		2700.000	41.09	22.58	63.67	74.00	-10.33			peak
3		2700.000	21.26	22.58	43.84	54.00	-10.16			AVG
4		4874.000	38.73	7.72	46.45	74.00	-27.55			peak
5		10000.00	38.65	17.94	56.59	74.00	-17.41			peak
6		10000.00	27.51	17.94	45.45	54.00	-8.55			AVG
7		14080.00	38.24	18.81	57.05	74.00	-16.95			peak
8	*	14080.00	27.23	18.81	46.04	54.00	-7.96			AVG
9		17980.00	38.41	25.21	63.62	74.00	-10.38			peak
10		17980.00	17.00	25.21	42.21	54.00	-11.79			AVG
11		18701.25	38.35	23.11	61.46	74.00	-12.54			peak
12		18701.25	20.10	23.11	43.21	54.00	-10.79			AVG

\*:Maximum data x:Over limit !:over margin

●Reference Only



Site: Polarization: **Horizontal** Temperature: 22 °C  
 Limit: FCC part 15 (PK) Power: Humidity: 60 %  
 EUT: Distance: 1m  
 M/N: 09-0141-SE  
 Mode: WIFI(11b)  
 Note: CH06(2437MHz) , Antenna100cm , POWER=1  
 10G - 18G AV PRE Scan Att:0 ; REF:95 ; Range:95(EUT Power Level:255)

No.	Mk.	Freq.	Reading Level	Correct Factor	Measurement	Limit	Over	Antenna Height	Table Degree	Detector	Comment
		MHz	dBuV	dB	dBuV	dBuV	dB	cm	degree		
13		22165.00	38.36	21.04	59.40	74.00	-14.60			peak	
14		22165.00	19.85	21.04	40.89	54.00	-13.11			AVG	
15		25033.75	40.10	19.36	59.46	74.00	-14.54			peak	
16		25033.75	20.79	19.36	40.15	54.00	-13.85			AVG	

\*:Maximum data    x:Over limit    !:over margin    ●Reference Only



### 3.5.3 Open Field Radiated Emissions (Subpart C)

The highest peak values of radiated emissions from the EUT at various antenna heights, antenna polarization, EUT orientation, etc. are recorded on the following.

Applicant : HTC Corporation  
Model No : CLIC100  
EUT : PDA Phone  
Test Mode : AC Adapter \_ 802.11b CH11 2462.000 (Local Frequency: 2462.000 MHz)  
Test Date : 06/10 ~ 06/11/2009

Please refer to next page of detail testing data.

Notes:

1. Margin= Amplitude - Limits
2. Distance of Measurement: 3 Meter (30-1000MHz) & (1-10GHz), 1 Meter (10-26.5GHz)
3. Height of table for EUT placed: 0.8 Meter.
4. ANT= Antenna height.
5. Amplitude= Reading Amplitude – Amplifier gain + Cable loss + Antenna factor  
(Auto calculate in spectrum analyzer)
6. The EUT was worst case on X axis after pretest on X & Y & Z axis setting.
7. The testing data only show below 18GHz's data because measure data above 18GHz was only ambient noise.
8. All frequencies from 30MHz to 26.5GHz have been tested



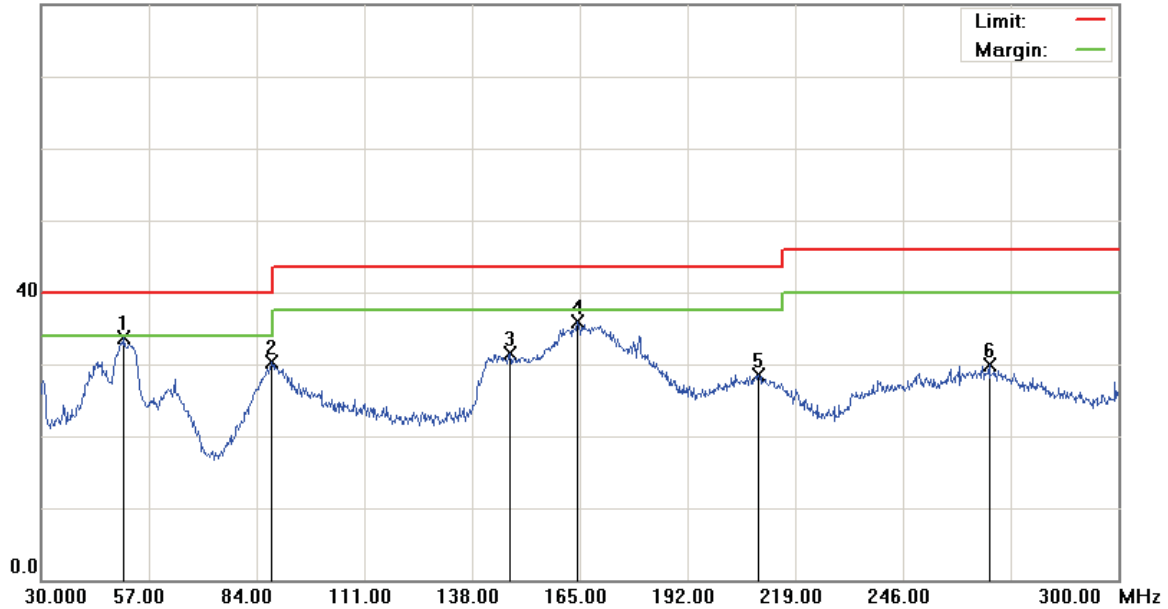
File :CLIC100(2462)

Data :#1

Date: 2009/6/10

Time: 上午 02:53:54

80.0 dBuV



Site Polarization: *Vertical* Temperature: 22 °C  
 Limit: FCC Class B 3M Radiation Power: Humidity: 60 %  
 EUT: Distance: 3m  
 M/N: 09-0141-SE  
 Mode: 11B  
 Note: CH11(2462MHz) · Antenna 100cm  
 10G - 18G AV PRE Scan Att:0 ; REF:95 ; Range:95(EUT Power Level:255)

No.	Mk.	Freq.	Reading Level	Correct Factor	Measurement	Limit	Over	Antenna Height	Table Degree	
		MHz	dBuV	dB	dBuV	dBuV	dB	cm	degree	Comment
1	*	50.7900	45.86	-12.17	33.69	40.00	-6.31			peak
2		87.7800	44.08	-13.87	30.21	40.00	-9.79			peak
3		147.4500	47.51	-16.10	31.41	43.50	-12.09			peak
4		164.4600	51.13	-15.32	35.81	43.50	-7.69			peak
5		209.8200	41.28	-12.78	28.50	43.50	-15.00			peak
6		267.6000	40.96	-10.98	29.98	46.00	-16.02			peak

\*:Maximum data x:Over limit !:over margin

●Reference Only

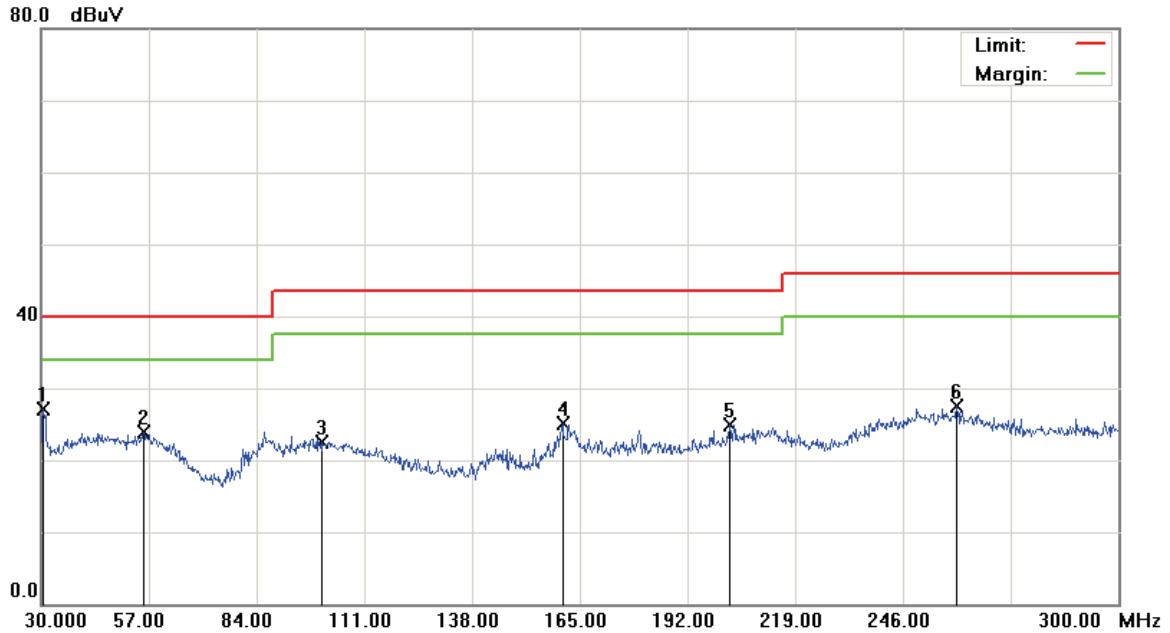


File :CLIC100(2462)

Data :#3

Date: 2009/6/10

Time: 上午 03:02:19



Site Polarization: **Horizontal** Temperature: 22 °C  
 Limit: FCC Class B 3M Radiation Power: Humidity: 60 %  
 EUT: Distance: 3m  
 M/N: 09-0141-SE  
 Mode: 11B  
 Note: CH11(2462MHz) · Antenna 100cm  
 10G - 18G AV PRE Scan Att:0 ; REF:95 ; Range:95(EUT Power Level:255)

No.	Mk.	Freq. MHz	Reading Level dBuV	Correct Factor dB	Measure- ment dBuV	Limit dBuV	Over dB	Antenna Height cm	Table Degree degree	Comment
1	*	30.5400	40.36	-13.31	27.05	40.00	-12.95	peak		
2		55.6500	36.16	-12.25	23.91	40.00	-16.09	peak		
3		100.4700	34.31	-11.79	22.52	43.50	-20.98	peak		
4		160.6800	40.53	-15.46	25.07	43.50	-18.43	peak		
5		202.5300	38.05	-13.12	24.93	43.50	-18.57	peak		
6		259.5000	38.72	-11.23	27.49	46.00	-18.51	peak		

\*:Maximum data x:Over limit !:over margin

●Reference Only



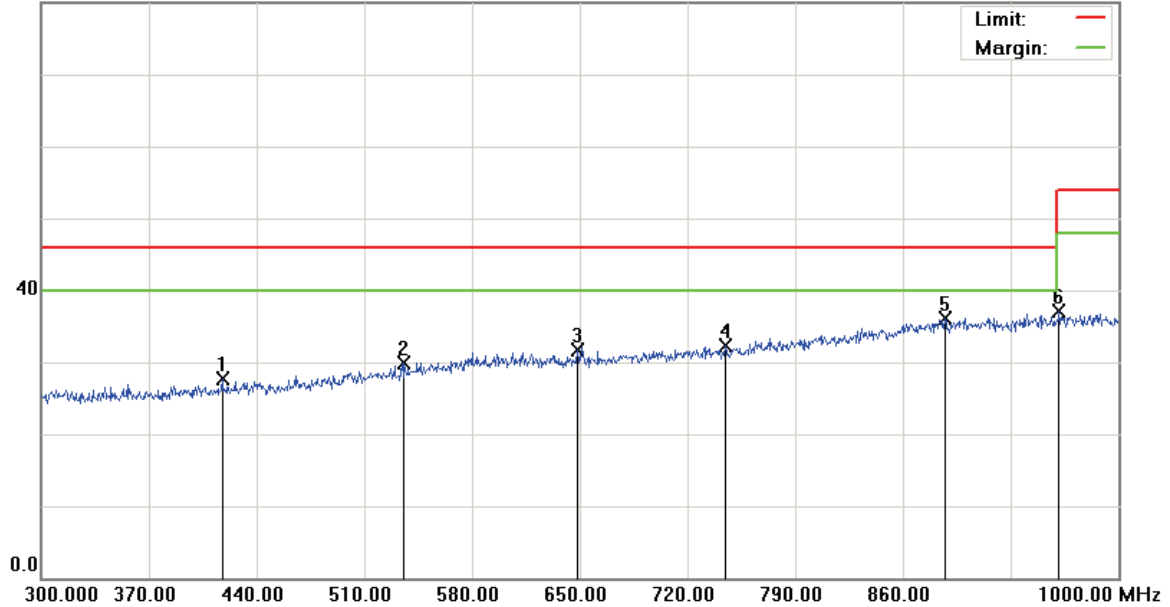
File :CLIC100(2462)

Data :#2

Date: 2009/6/10

Time: 上午 02:58:07

80.0 dBuV



Site: Polarization: *Vertical* Temperature: 22 °C  
 Limit: FCC Class B 3M Radiation Power: Humidity: 60 %  
 EUT: Distance: 3m  
 M/N: 09-0141-SE  
 Mode: 11B  
 Note: CH11(2462MHz) · Antenna 100cm  
 10G - 18G AV PRE Scan Att:0 ; REF:95 ; Range:95(EUT Power Level:255)

No.	Mk.	Freq.	Reading Level	Correct Factor	Measurement	Limit	Over	Antenna Height	Table Degree	
		MHz	dBuV	dB	dBuV	dBuV	dB	cm	degree	Comment
1		417.6000	35.86	-8.15	27.71	46.00	-18.29			peak
2		535.9000	36.36	-6.36	30.00	46.00	-16.00			peak
3		648.6000	36.00	-4.22	31.78	46.00	-14.22			peak
4		744.5000	35.43	-3.12	32.31	46.00	-13.69			peak
5	*	887.3000	36.58	-0.45	36.13	46.00	-9.87			peak
6		961.5000	36.51	0.51	37.02	54.00	-16.98			peak

\*:Maximum data x:Over limit !:over margin

●Reference Only



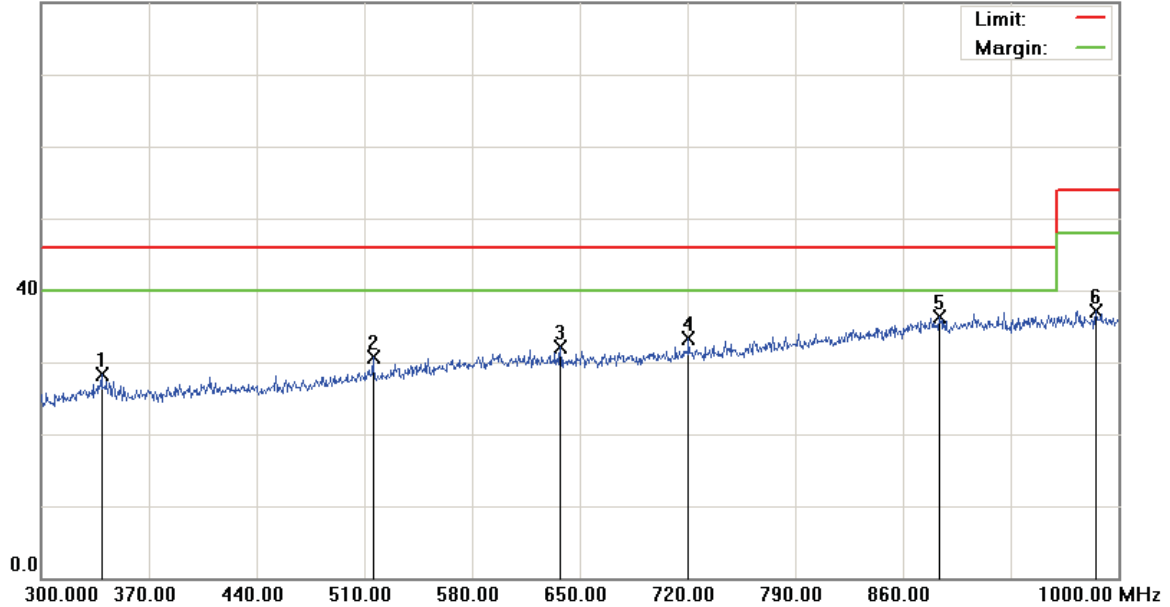
File :CLIC100(2462)

Data :#4

Date: 2009/6/10

Time: 上午 03:06:34

80.0 dBuV



Site Polarization: **Horizontal** Temperature: 22 °C  
 Limit: FCC Class B 3M Radiation Power: Humidity: 60 %  
 EUT: Distance: 3m  
 M/N: 09-0141-SE  
 Mode: 11B  
 Note: CH11(2462MHz) · Antenna 100cm  
 10G - 18G AV PRE Scan Att:0 ; REF:95 ; Range:95(EUT Power Level:255)

No.	Mk.	Freq.	Reading Level	Correct Factor	Measurement	Limit	Over	Antenna Height	Table Degree	
		MHz	dBuV	dB	dBuV	dBuV	dB	cm	degree	Comment
1		339.2000	37.31	-9.00	28.31	46.00	-17.69			peak
2		515.6000	37.14	-6.44	30.70	46.00	-15.30			peak
3		637.4000	36.42	-4.41	32.01	46.00	-13.99			peak
4		720.7000	36.88	-3.55	33.33	46.00	-12.67			peak
5	*	883.8000	36.47	-0.26	36.21	46.00	-9.79			peak
6		985.3000	36.49	0.56	37.05	54.00	-16.95			peak

\*:Maximum data x:Over limit !:over margin

●Reference Only



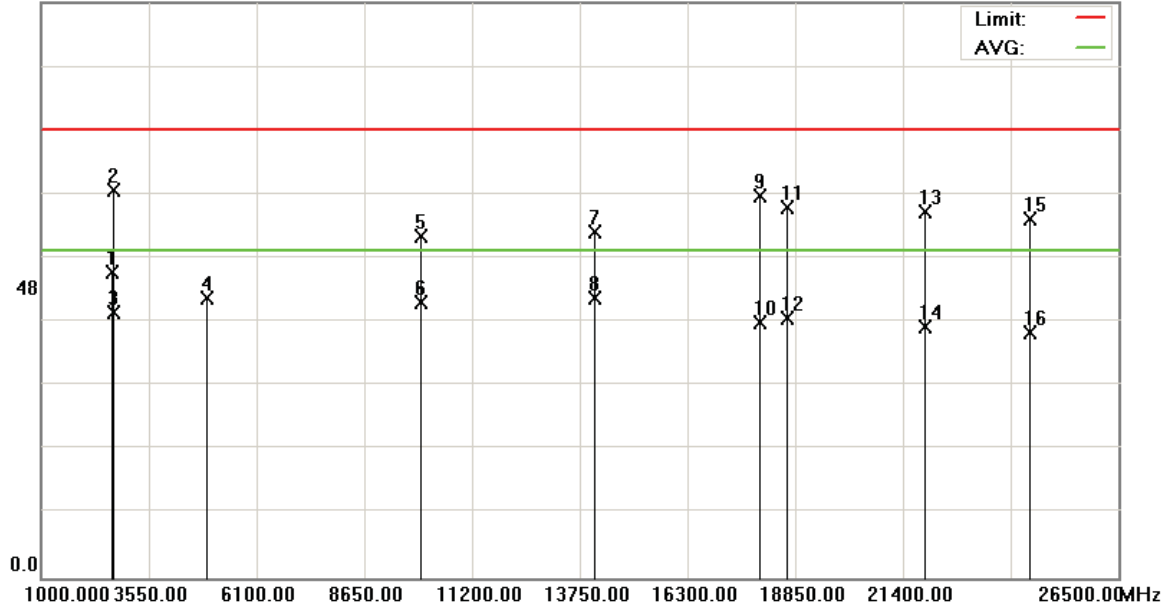
File :CLIC100(2462MHz)X軸

Data :#12

Date: 2009/6/11

Time: 上午 01:50:21

95.0 dBuV



Site Polarization: **Vertical** Temperature: 22 °C  
 Limit: FCC part 15 (PK) Power: Humidity: 60 %  
 EUT: Distance: 1m  
 M/N: 09-0141-SE  
 Mode: WIFI(11b)  
 Note: CH11(2462MHz) , Antenna100cm , POWER=1  
 10G - 18G AV PRE Scan Att:0 ; REF:95 ; Range:95(EUT Power Level:255)

No.	Mk.	Freq.	Reading Level	Correct Factor	Measurement	Limit	Over	Antenna Height	Table Degree	
		MHz	dBuV	dB	dBuV	dBuV	dB	cm	degree	Comment
1		2670.250	49.54	1.03	50.57	74.00	-23.43			peak
2		2700.000	41.31	22.58	63.89	74.00	-10.11			peak
3		2700.000	21.23	22.58	43.81	54.00	-10.19			AVG
4		4924.000	38.58	7.65	46.23	74.00	-27.77			peak
5		9981.750	38.45	17.88	56.33	74.00	-17.67			peak
6		9981.750	27.49	17.88	45.37	54.00	-8.63			AVG
7		14100.00	38.30	18.90	57.20	74.00	-16.80			peak
8	*	14100.00	27.25	18.90	46.15	54.00	-7.85			AVG
9		18000.00	37.56	25.57	63.13	74.00	-10.87			peak
10		18000.00	16.66	25.57	42.23	54.00	-11.77			AVG
11		18637.50	38.08	23.08	61.16	74.00	-12.84			peak
12		18637.50	19.74	23.08	42.82	54.00	-11.18			AVG

\*:Maximum data x:Over limit !:over margin

●Reference Only





Site Polarization: **Vertical** Temperature: 22 °C  
 Limit: FCC part 15 (PK) Power: Humidity: 60 %  
 EUT: Distance: 1m  
 M/N: 09-0141-SE  
 Mode: WIFI(11b)  
 Note: CH11(2462MHz) , Antenna100cm , POWER=1  
 10G - 18G AV PRE Scan Att:0 ; REF:95 ; Range:95(EUT Power Lever:255)

No.	Mk.	Freq.	Reading Level	Correct Factor	Measurement	Limit	Over	Antenna Height	Table Degree		
		MHz	dBuV	dB	dBuV	dBuV	dB	Detector	cm	degree	Comment
13		21888.75	39.32	21.18	60.50	74.00	-13.50	peak			
14		21888.75	20.18	21.18	41.36	54.00	-12.64	AVG			
15		24396.25	39.65	19.72	59.37	74.00	-14.63	peak			
16		24396.25	20.83	19.72	40.55	54.00	-13.45	AVG			

\*:Maximum data x:Over limit !:over margin

●Reference Only



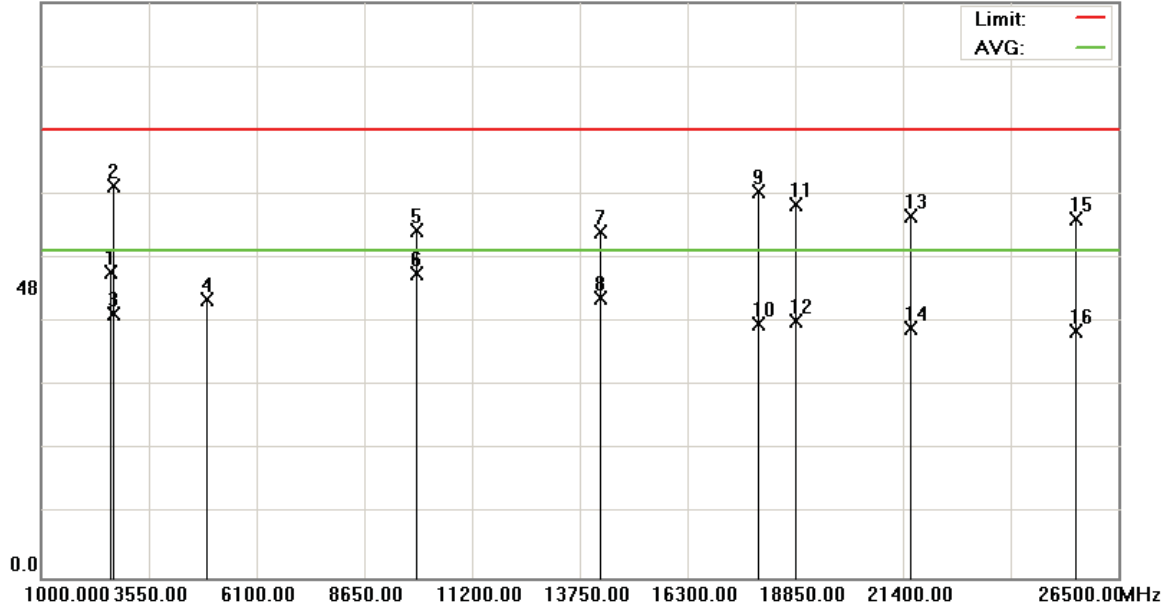
File :CLIC100(2462MHz)X軸

Data :#15

Date: 2009/6/11

Time: 上午 01:54:42

95.0 dBuV



Site Polarization: **Horizontal** Temperature: 22 °C  
 Limit: FCC part 15 (PK) Power: Humidity: 60 %  
 EUT: Distance: 1m  
 M/N: 09-0141-SE  
 Mode: WIFI(11b)  
 Note: CH11(2462MHz) , Antenna100cm , POWER=1  
 10G - 18G AV PRE Scan Att:0 ; REF:95 ; Range:95(EUT Power Level:255)

No.	Mk.	Freq.	Reading Level	Correct Factor	Measurement	Limit	Over	Antenna Height	Table Degree	
		MHz	dBuV	dB	dBuV	dBuV	dB	cm	degree	Comment
1		2640.500	49.61	0.97	50.58	74.00	-23.42			peak
2		2700.000	42.18	22.58	64.76	74.00	-9.24			peak
3		2700.000	21.12	22.58	43.70	54.00	-10.30			AVG
4		4924.000	38.26	7.65	45.91	74.00	-28.09			peak
5		9854.000	39.51	17.89	57.40	74.00	-16.60			peak
6	*	9854.000	32.34	17.89	50.23	54.00	-3.77			AVG
7		14220.00	38.25	18.78	57.03	74.00	-16.97			peak
8		14220.00	27.32	18.78	46.10	54.00	-7.90			AVG
9		17980.00	38.50	25.21	63.71	74.00	-10.29			peak
10		17980.00	16.81	25.21	42.02	54.00	-11.98			AVG
11		18850.00	38.40	23.15	61.55	74.00	-12.45			peak
12		18850.00	19.31	23.15	42.46	54.00	-11.54			AVG

\*:Maximum data x:Over limit !:over margin

●Reference Only



Site Polarization: **Horizontal** Temperature: 22 °C  
 Limit: FCC part 15 (PK) Power: Humidity: 60 %  
 EUT: Distance: 1m  
 M/N: 09-0141-SE  
 Mode: WIFI(11b)  
 Note: CH11(2462MHz) , Antenna100cm , POWER=1  
 10G - 18G AV PRE Scan Att:0 ; REF:95 ; Range:95(EUT Power Lever:255)

No.	Mk.	Freq.	Reading Level	Correct Factor	Measurement	Limit	Over	Antenna Height	Table Degree	
		MHz	dBuV	dB	dBuV	dBuV	dB	cm	degree	Comment
13		21570.00	38.41	21.31	59.72	74.00	-14.28			peak
14		21570.00	19.96	21.31	41.27	54.00	-12.73			AVG
15		25458.75	40.24	19.01	59.25	74.00	-14.75			peak
16		25458.75	21.72	19.01	40.73	54.00	-13.27			AVG

\*:Maximum data x:Over limit !:over margin

●Reference Only



### 3.5.4 Open Field Radiated Emissions (Subpart C)

The highest peak values of radiated emissions from the EUT at various antenna heights, antenna polarization, EUT orientation, etc. are recorded on the following.

Applicant : HTC Corporation  
Model No : CLIC100  
EUT : PDA Phone  
Test Mode : AC Adapter \_ 802.11g CH1 2412.000 (Local Frequency: 2412.000 MHz)  
Test Date : 06/10 ~ 06/11/2009

Please refer to next page of detail testing data.

Notes:

1. Margin= Amplitude - Limits
2. Distance of Measurement: 3 Meter (30-1000MHz) & (1-10GHz), 1 Meter (10-26.5GHz)
3. Height of table for EUT placed: 0.8 Meter.
4. ANT= Antenna height.
5. Amplitude= Reading Amplitude – Amplifier gain + Cable loss + Antenna factor  
(Auto calculate in spectrum analyzer)
6. The EUT was worst case on X axis after pretest on X & Y & Z axis setting.
7. The testing data only show below 18GHz's data because measure data above 18GHz was only ambient noise.
8. All frequencies from 30MHz to 26.5GHz have been tested

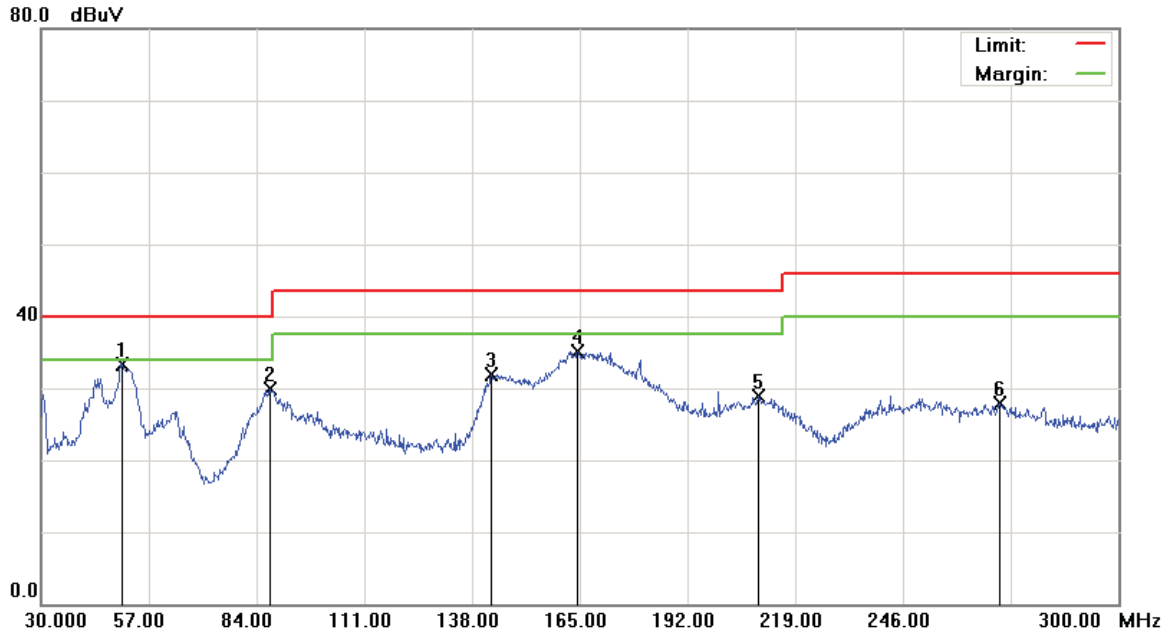


File :CLIC100(WIFI 11g)

Data :#1

Date: 2009/6/10

Time: 上午 03:20:35



Site Polarization: *Vertical* Temperature: 22 °C  
 Limit: FCC Class B 3M Radiation Power: Humidity: 60 %  
 EUT: Distance: 3m  
 M/N: 09-0141-SE  
 Mode: 11G  
 Note: CH01(2412MHz)  
 10G - 18G AV PRE Scan Att:0 ; REF:95 ; Range:95(EUT Power Level:255)

No.	Mk.	Freq.	Reading Level	Correct Factor	Measurement	Limit	Over	Antenna Height	Table Degree	
		MHz	dBuV	dB	dBuV	dBuV	dB	cm	degree	Comment
1	*	50.2500	45.48	-12.16	33.32	40.00	-6.68			peak
2		87.2400	44.03	-14.04	29.99	40.00	-10.01			peak
3		142.8600	48.17	-16.26	31.91	43.50	-11.59			peak
4		164.4600	50.45	-15.32	35.13	43.50	-8.37			peak
5		209.8200	41.71	-12.78	28.93	43.50	-14.57			peak
6		270.3000	38.79	-10.92	27.87	46.00	-18.13			peak

\*:Maximum data x:Over limit !:over margin ●Reference Only

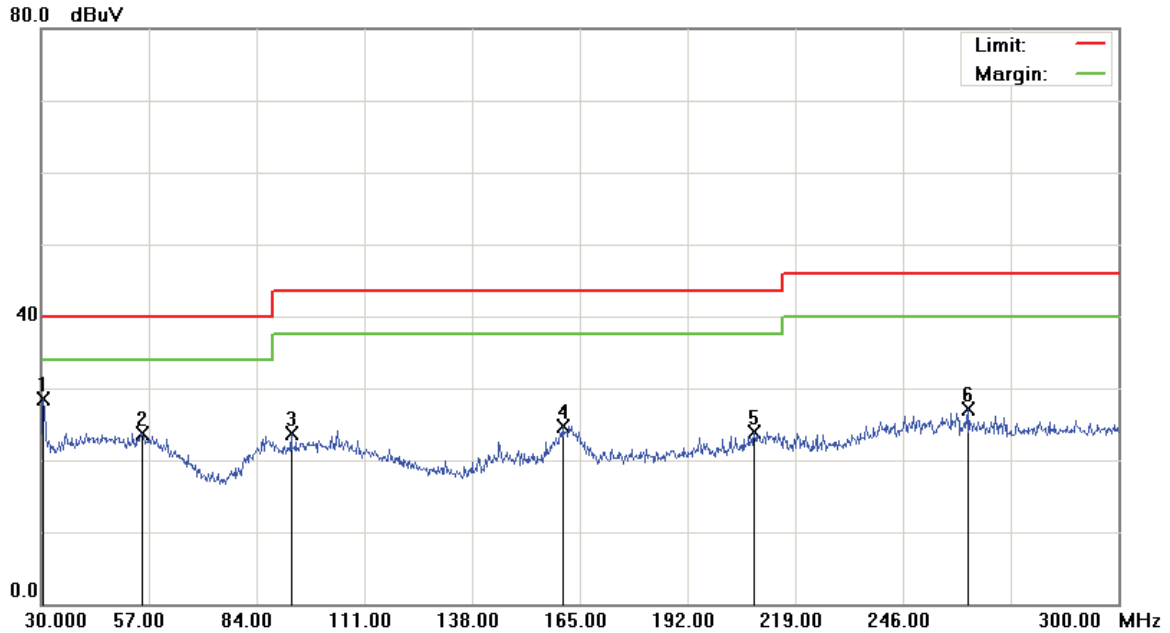


File :CLIC100(WIFI 11g)

Data :#3

Date: 2009/6/10

Time: 上午 03:29:03



Site Polarization: **Horizontal** Temperature: 22 °C  
 Limit: FCC Class B 3M Radiation Power: Humidity: 60 %  
 EUT: Distance: 3m  
 M/N: 09-0141-SE  
 Mode: 11G  
 Note: CH01(2412MHz)

10G - 18G AV PRE Scan Att:0 ; REF:95 ; Range:95(EUT Power Level:255)

No.	Mk.	Freq.	Reading Level	Correct Factor	Measurement	Limit	Over	Antenna Height	Table Degree	
		MHz	dBuV	dB	dBuV	dBuV	dB	cm	degree	Comment
1	*	30.5400	41.88	-13.31	28.57	40.00	-11.43			peak
2		55.3800	36.01	-12.24	23.77	40.00	-16.23			peak
3		92.6400	36.19	-12.57	23.62	43.50	-19.88			peak
4		160.6800	40.25	-15.46	24.79	43.50	-18.71			peak
5		208.7400	36.73	-12.84	23.89	43.50	-19.61			peak
6		262.4700	38.17	-11.14	27.03	46.00	-18.97			peak

\*:Maximum data x:Over limit !:over margin

●Reference Only



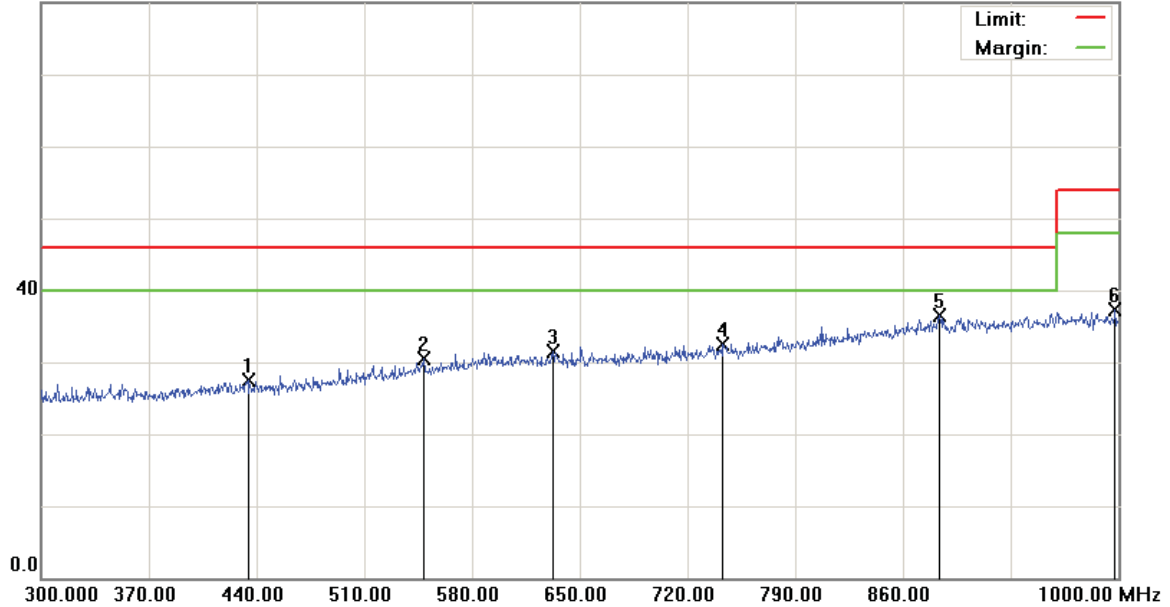
File :CLIC100(WIFI 11g)

Data :#2

Date: 2009/6/10

Time: 上午 03:24:49

80.0 dBuV



Site Polarization: *Vertical* Temperature: 22 °C  
 Limit: FCC Class B 3M Radiation Power: Humidity: 60 %  
 EUT: Distance: 3m  
 M/N: 09-0141-SE  
 Mode: 11G  
 Note: CH01(2412MHz)  
 10G - 18G AV PRE Scan Att:0 ; REF:95 ; Range:95(EUT Power Level:255)

No.	Mk.	Freq.	Reading Level	Correct Factor	Measurement	Limit	Over	Antenna Height	Table Degree	
		MHz	dBuV	dB	dBuV	dBuV	dB	cm	degree	Comment
1		434.4000	35.53	-8.00	27.53	46.00	-18.47			peak
2		548.5000	36.44	-6.02	30.42	46.00	-15.58			peak
3		632.5000	35.77	-4.36	31.41	46.00	-14.59			peak
4		743.1000	35.76	-3.17	32.59	46.00	-13.41			peak
5	*	883.8000	36.75	-0.26	36.49	46.00	-9.51			peak
6		997.9000	36.64	0.69	37.33	54.00	-16.67			peak

\*:Maximum data x:Over limit !:over margin

●Reference Only



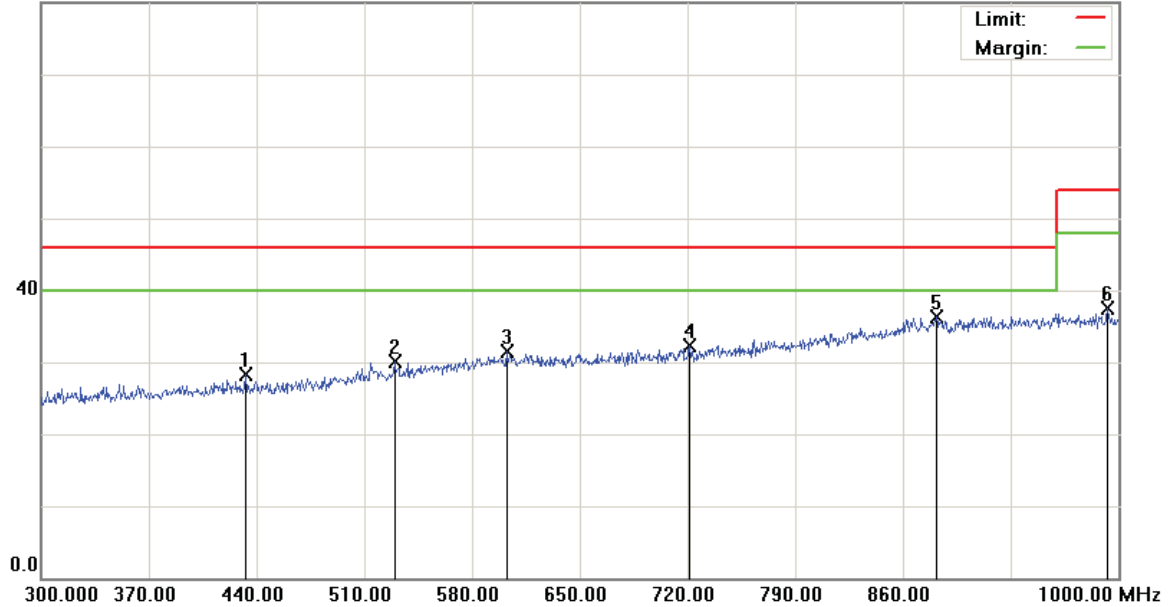
File :CLIC100(WIFI 11g)

Data :#4

Date: 2009/6/10

Time: 上午 03:33:17

80.0 dBuV



Site Polarization: **Horizontal** Temperature: 22 °C  
 Limit: FCC Class B 3M Radiation Power: Humidity: 60 %  
 EUT: Distance: 3m  
 M/N: 09-0141-SE  
 Mode: 11G  
 Note: CH01(2412MHz)  
 10G - 18G AV PRE Scan Att:0 ; REF:95 ; Range:95(EUT Power Level:255)

No.	Mk.	Freq.	Reading Level	Correct Factor	Measurement	Limit	Over	Antenna Height	Table Degree	
		MHz	dBuV	dB	dBuV	dBuV	dB	cm	degree	Comment
1		433.0000	36.30	-8.01	28.29	46.00	-17.71			peak
2		529.6000	36.28	-6.27	30.01	46.00	-15.99			peak
3		602.4000	36.22	-4.75	31.47	46.00	-14.53			peak
4		721.4000	35.88	-3.54	32.34	46.00	-13.66			peak
5	*	881.7000	36.72	-0.50	36.22	46.00	-9.78			peak
6		993.0000	36.57	0.84	37.41	54.00	-16.59			peak

\*:Maximum data x:Over limit !:over margin

●Reference Only





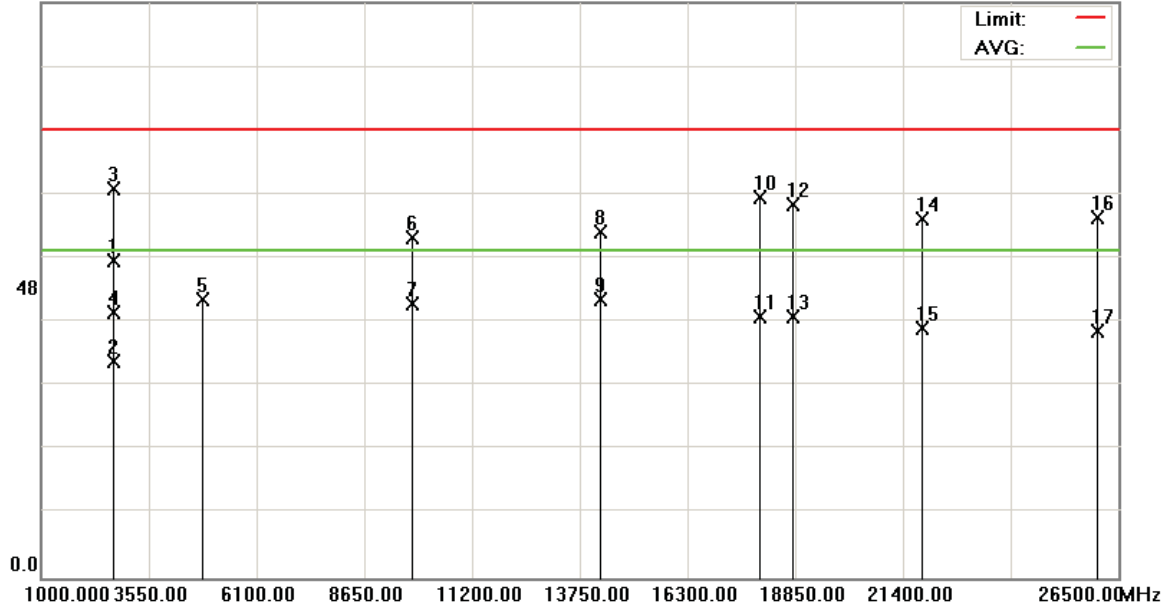
File :CLIC100(2412MHz)

Data :#17

Date: 2009/6/11

Time: 上午 02:00:31

95.0 dBuV



Site Polarization: **Vertical** Temperature: 22 °C  
 Limit: FCC part 15 (PK) Power: Humidity: 60 %  
 EUT: Distance: 1m  
 M/N: 09-0141-SE  
 Mode: WIFI(11g)  
 Note: CH01(2412MHz) , Antenna100 , POWER=1  
 10G - 18G AV PRE Scan Att:0 ; REF:95 ; Range:95(EUT Power Level:255)

No.	Mk.	Freq.	Reading Level	Correct Factor	Measurement	Limit	Over	Antenna Height	Table Degree	
		MHz	dBuV	dB	dBuV	dBuV	dB	cm	degree	Comment
1		2688.100	51.25	1.03	52.28	74.00	-21.72			peak
2		2688.100	34.62	1.03	35.65	54.00	-18.35			AVG
3		2700.000	41.67	22.58	64.25	74.00	-9.75			peak
4		2700.000	21.16	22.58	43.74	54.00	-10.26			AVG
5		4824.000	38.59	7.48	46.07	74.00	-27.93			peak
6		9762.750	38.46	17.70	56.16	74.00	-17.84			peak
7		9762.750	27.45	17.70	45.15	54.00	-8.85			AVG
8		14220.00	38.39	18.78	57.17	74.00	-16.83			peak
9	*	14220.00	27.22	18.78	46.00	54.00	-8.00			AVG
10		18000.00	37.29	25.57	62.86	74.00	-11.14			peak
11		18000.00	17.43	25.57	43.00	54.00	-11.00			AVG
12		18786.25	38.59	23.14	61.73	74.00	-12.27			peak

\*:Maximum data x:Over limit !:over margin

●Reference Only



Site: Polarization: **Vertical** Temperature: 22 °C  
 Limit: FCC part 15 (PK) Power: Humidity: 60 %  
 EUT: Distance: 1m  
 M/N: 09-0141-SE  
 Mode: WIFI(11g)  
 Note: CH01(2412MHz) , Antenna100 , POWER=1  
 10G - 18G AV PRE Scan Att:0 ; REF:95 ; Range:95(EUT Power Lever:255)

No.	Mk.	Freq.	Reading Level	Correct Factor	Measurement	Limit	Over	Antenna Height	Table Degree	Detector	cm	degree	Comment
		MHz	dBuV	dB	dBuV	dBuV	dB						
13		18786.25	20.06	23.14	43.20	54.00	-10.80			AVG			
14		21846.25	37.98	21.20	59.18	74.00	-14.82			peak			
15		21846.25	20.10	21.20	41.30	54.00	-12.70			AVG			
16		25968.75	40.88	18.58	59.46	74.00	-14.54			peak			
17		25968.75	22.23	18.58	40.81	54.00	-13.19			AVG			

\*:Maximum data    x:Over limit    !:over margin

●Reference Only



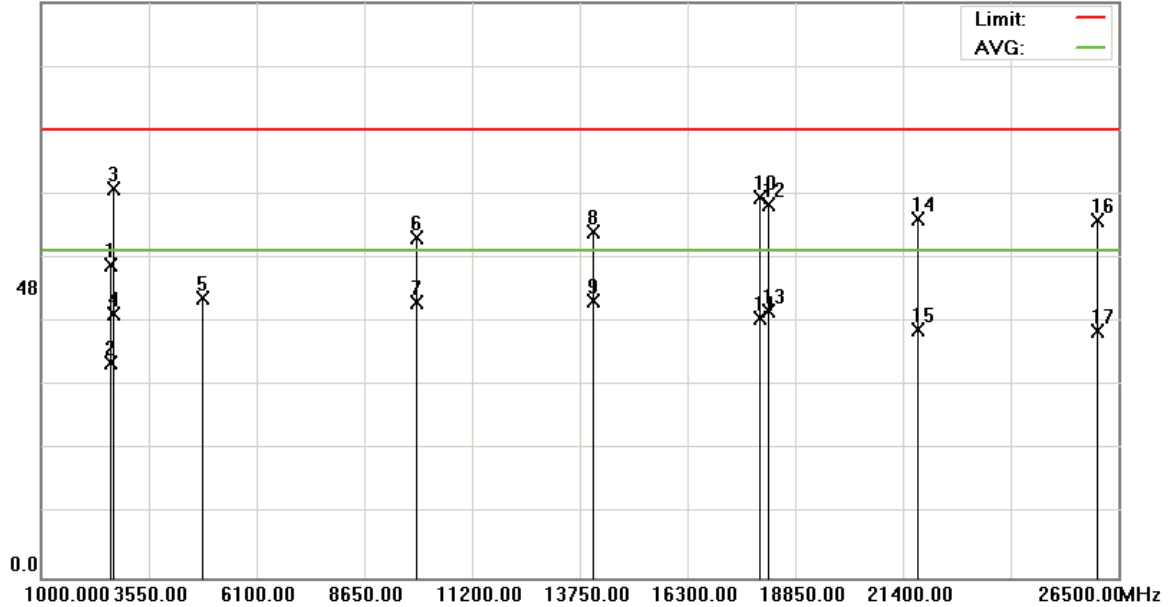
File :CLIC100(2412MHz)

Data :#18

Date: 2009/6/11

Time: 上午 02:04:13

95.0 dBuV



Site Polarization: **Horizontal** Temperature: 22 °C  
 Limit: FCC part 15 (PK) Power: Humidity: 60 %  
 EUT: Distance: 1m  
 M/N: 09-0141-SE  
 Mode: WIFI(11g)  
 Note: CH01(2412MHz) , Antenna100 , POWER=1  
 10G - 18G AV PRE Scan Att:0 ; REF:95 ; Range:95(EUT Power Level:255)

No.	Mk.	Freq.	Reading Level	Correct Factor	Measurement	Limit	Over	Antenna Height	Table Degree	
		MHz	dBuV	dB	dBuV	dBuV	dB	cm	degree	Comment
1		2626.900	50.90	0.87	51.77	74.00	-22.23			peak
2		2626.900	34.61	0.87	35.48	54.00	-18.52			AVG
3		2700.000	41.78	22.58	64.36	74.00	-9.64			peak
4		2700.000	21.05	22.58	43.63	54.00	-10.37			AVG
5		4824.000	38.67	7.48	46.15	74.00	-27.85			peak
6		9890.500	38.26	17.80	56.06	74.00	-17.94			peak
7		9890.500	27.60	17.80	45.40	54.00	-8.60			AVG
8		14040.00	38.44	18.66	57.10	74.00	-16.90			peak
9	*	14040.00	27.13	18.66	45.79	54.00	-8.21			AVG
10		18000.00	37.31	25.57	62.88	74.00	-11.12			peak
11		18000.00	17.28	25.57	42.85	54.00	-11.15			AVG
12		18191.25	38.49	23.22	61.71	74.00	-12.29			peak

\*:Maximum data x:Over limit !:over margin

●Reference Only



Site: Polarization: **Horizontal** Temperature: 22 °C  
 Limit: FCC part 15 (PK) Power: Humidity: 60 %  
 EUT: Distance: 1m  
 M/N: 09-0141-SE  
 Mode: WIFI(11g)  
 Note: CH01(2412MHz) , Antenna100 , POWER=1  
 10G - 18G AV PRE Scan Att:0 ; REF:95 ; Range:95(EUT Power Lever:255)

No.	Mk.	Freq.	Reading Level	Correct Factor	Measurement	Limit	Over	Antenna Height	Table Degree	
		MHz	dBuV	dB	dBuV	dBuV	dB	Detector	cm	degree
13		18191.25	20.79	23.22	44.01	54.00	-9.99	AVG		
14		21740.00	38.11	21.23	59.34	74.00	-14.66	peak		
15		21740.00	19.73	21.23	40.96	54.00	-13.04	AVG		
16		26011.25	40.48	18.54	59.02	74.00	-14.98	peak		
17		26011.25	22.20	18.54	40.74	54.00	-13.26	AVG		

\*:Maximum data    x:Over limit    !:over margin    ●Reference Only



### 3.5.5 Open Field Radiated Emissions (Subpart C)

The highest peak values of radiated emissions from the EUT at various antenna heights, antenna polarization, EUT orientation, etc. are recorded on the following

Applicant : HTC Corporation  
Model No : CLIC100  
EUT : PDA Phone  
Test Mode : AC Adapter \_ 802.11g CH6 2437.000 (Local Frequency: 2437.000 MHz)  
Test Date : 06/10 ~ 06/11/2009

Please refer to next page of detail testing data.

Notes:

1. Margin= Amplitude - Limits
2. Distance of Measurement: 3 Meter (30-1000MHz) & (1-10GHz), 1 Meter (10-26.5GHz)
3. Height of table for EUT placed: 0.8 Meter.
4. ANT= Antenna height.
5. Amplitude= Reading Amplitude – Amplifier gain + Cable loss + Antenna factor  
(Auto calculate in spectrum analyzer)
6. The EUT was worst case on X axis after pretest on X & Y & Z axis setting.
7. The testing data only show below 18GHz's data because measure data above 18GHz was only ambient noise.
8. All frequencies from 30MHz to 26.5GHz have been tested



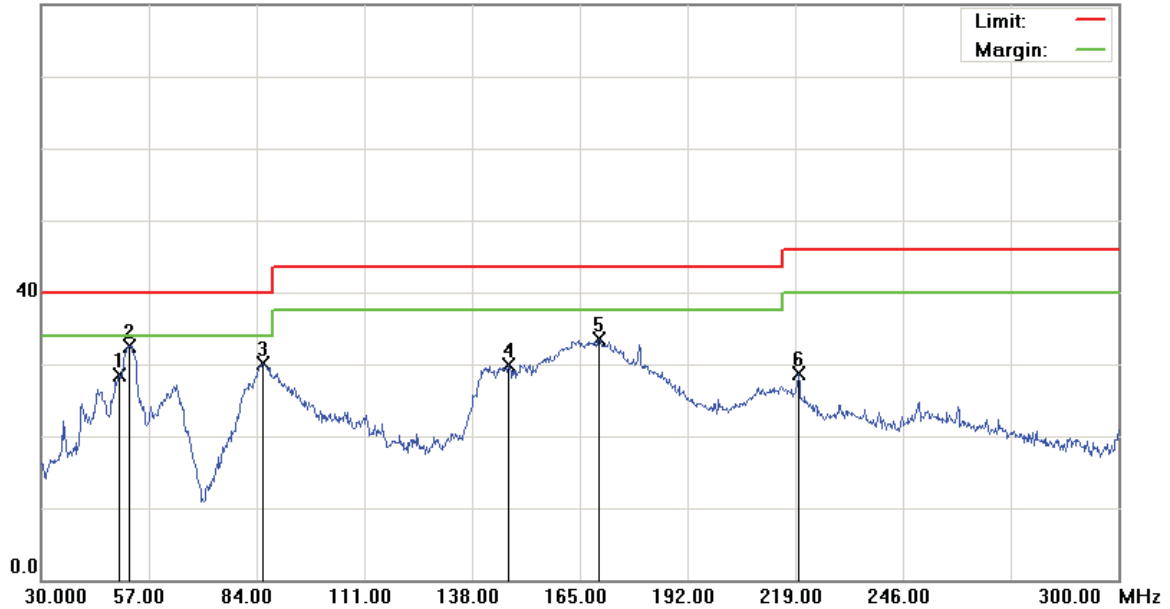
File :CLIC100(WIFI 11g)

Data :#5

Date: 2009/6/10

Time: 上午 09:46:07

80.0 dBuV



Site Polarization: **Vertical** Temperature: 22 °C  
 Limit: FCC Class B 3M Radiation Power: Humidity: 60 %  
 EUT: Distance: 3m  
 M/N: 09-0141-SE  
 Mode: 11G  
 Note: CH06(2437MHz)

No.	Mk.	Freq.	Reading Level	Correct Factor	Measurement	Limit	Over	Antenna Height	Table Degree	
		MHz	dBuV	dB	dBuV	dBuV	dB	cm	degree	Comment
1		49.4400	40.63	-12.13	28.50	40.00	-11.50			peak
2	*	52.1400	44.74	-12.18	32.56	40.00	-7.44			peak
3		85.6200	44.73	-14.53	30.20	40.00	-9.80			peak
4		147.1800	45.96	-16.11	29.85	43.50	-13.65			peak
5		169.8600	48.97	-15.41	33.56	43.50	-9.94			peak
6		219.8100	41.02	-12.40	28.62	46.00	-17.38			peak

\*:Maximum data x:Over limit !:over margin

●Reference Only

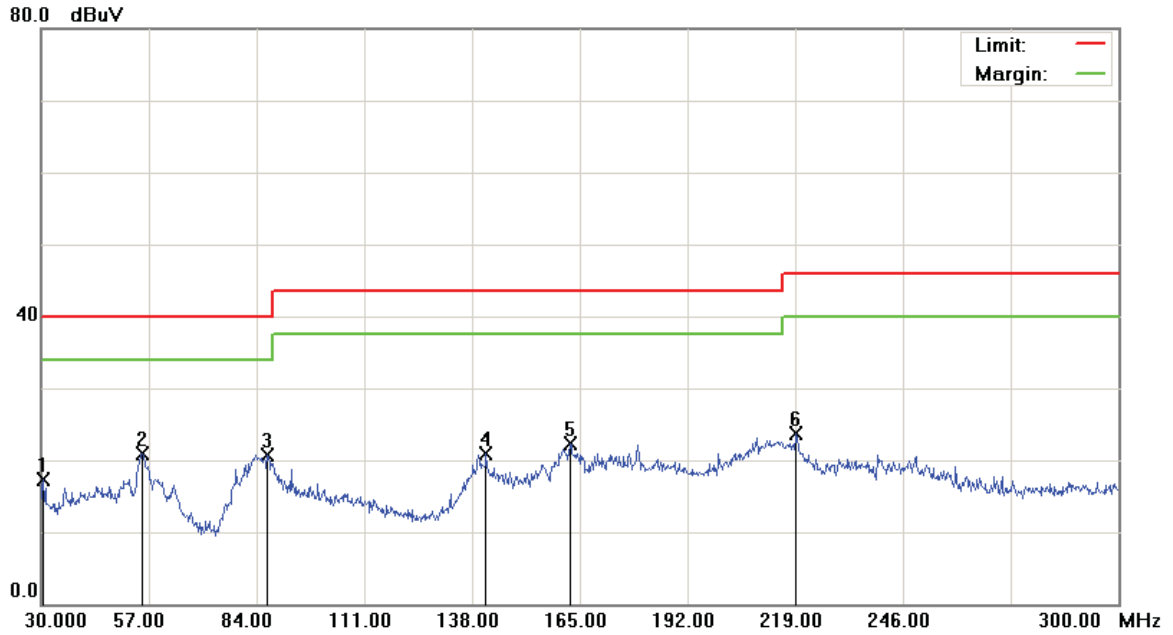


File :CLIC100(WIFI 11g)

Data :#7

Date: 2009/6/10

Time: 上午 09:54:34



Site Polarization: **Horizontal** Temperature: 22 °C  
 Limit: FCC Class B 3M Radiation Power: Humidity: 60 %  
 EUT: Distance: 3m  
 M/N: 09-0141-SE  
 Mode: 11G  
 Note: CH06(2437MHz)

No.	Mk.	Freq.	Reading Level	Correct Factor	Measurement	Limit	Over	Antenna Height	Table Degree	
		MHz	dBuV	dB	dBuV	dBuV	dB	cm	degree	Comment
1		30.5400	30.53	-13.31	17.22	40.00	-22.78			peak
2	*	55.3800	33.20	-12.24	20.96	40.00	-19.04			peak
3		86.7000	34.85	-14.20	20.65	40.00	-19.35			peak
4		141.5100	37.27	-16.30	20.97	43.50	-22.53			peak
5		162.5700	37.65	-15.39	22.26	43.50	-21.24			peak
6		219.2700	36.07	-12.42	23.65	46.00	-22.35			peak

\*:Maximum data x:Over limit !:over margin

●Reference Only



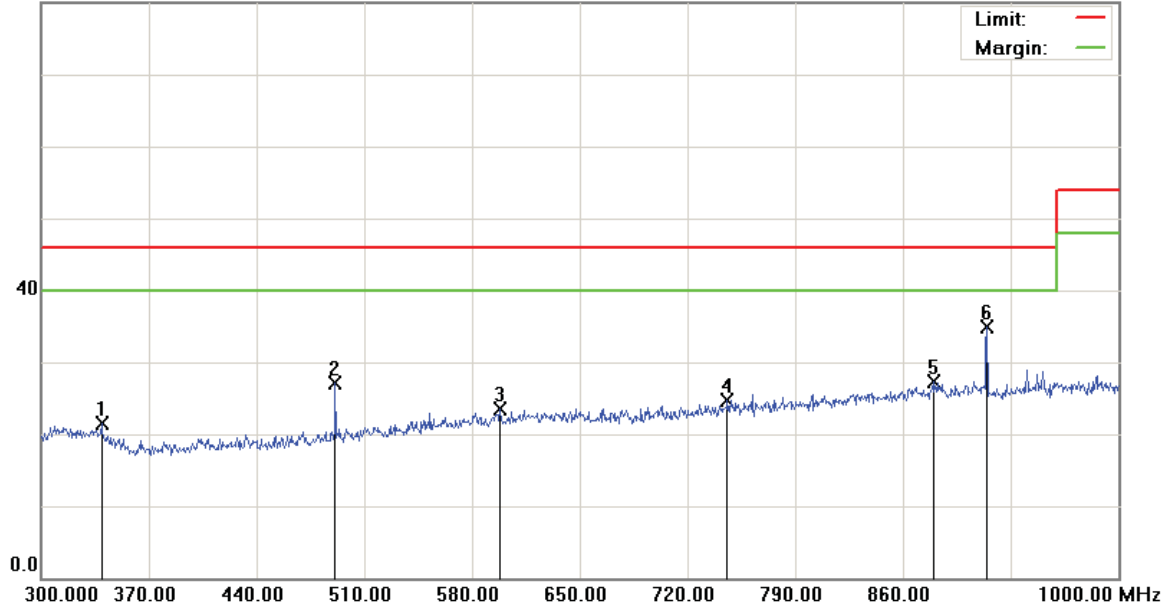
File :CLIC100(WIFI 11g)

Data :#6

Date: 2009/6/10

Time: 上午 09:50:21

80.0 dBuV



Site Polarization: *Vertical* Temperature: 22 °C  
 Limit: FCC Class B 3M Radiation Power: Humidity: 60 %  
 EUT: Distance: 3m  
 M/N: 09-0141-SE  
 Mode: 11G  
 Note: CH06(2437MHz)

No.	Mk.	Freq.	Reading Level	Correct Factor	Measurement	Limit	Over	Antenna Height	Table Degree	
		MHz	dBuV	dB	dBuV	dBuV	dB	cm	degree	Comment
1		339.2000	30.59	-9.00	21.59	46.00	-24.41			peak
2		491.1000	34.27	-7.23	27.04	46.00	-18.96			peak
3		598.2000	28.32	-4.89	23.43	46.00	-22.57			peak
4		745.9000	27.89	-3.11	24.78	46.00	-21.22			peak
5		879.6000	28.08	-0.70	27.38	46.00	-18.62			peak
6	*	914.6000	35.27	-0.28	34.99	46.00	-11.01			peak

\*:Maximum data x:Over limit !:over margin

●Reference Only





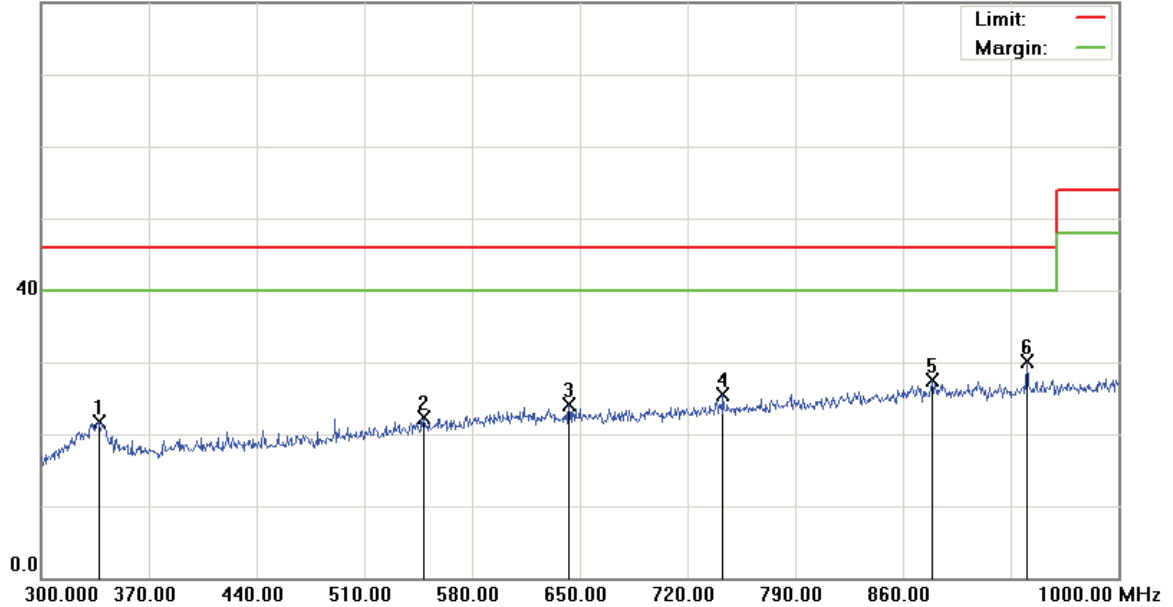
File :CLIC100(WIFI 11g)

Data :#8

Date: 2009/6/10

Time: 上午 09:58:48

80.0 dBuV



Site Polarization: **Horizontal** Temperature: 22 °C  
 Limit: FCC Class B 3M Radiation Power: Humidity: 60 %  
 EUT: Distance: 3m  
 M/N: 09-0141-SE  
 Mode: 11G  
 Note: CH06(2437MHz)

No.	Mk.	Freq. MHz	Reading Level dBuV	Correct Factor dB	Measure- ment dBuV	Limit dBuV	Over dB	Antenna Height cm	Table Degree degree	Comment
1		337.8000	30.87	-9.09	21.78	46.00	-24.22			peak
2		548.5000	28.30	-6.02	22.28	46.00	-23.72			peak
3		643.0000	28.66	-4.50	24.16	46.00	-21.84			peak
4		743.1000	28.58	-3.17	25.41	46.00	-20.59			peak
5		878.9000	28.23	-0.72	27.51	46.00	-18.49			peak
6	*	940.5000	29.75	0.27	30.02	46.00	-15.98			peak

\*:Maximum data x:Over limit !:over margin

●Reference Only



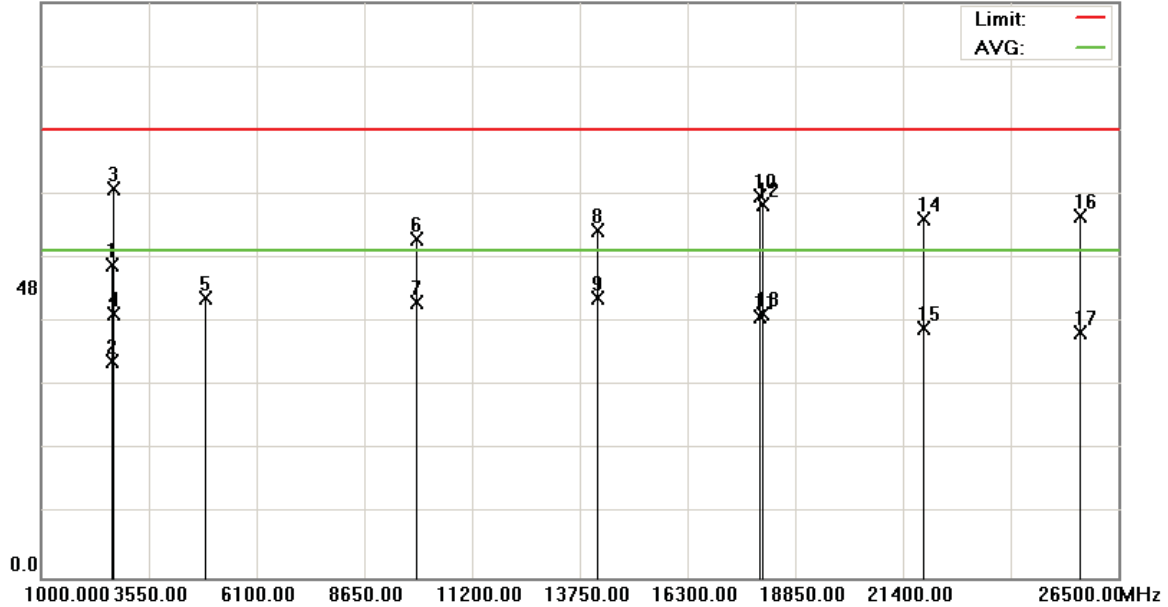
File :CLIC100(2437MHz)

Data :#17

Date: 2009/6/11

Time: 上午 02:17:16

95.0 dBuV



Site Polarization: **Vertical** Temperature: 22 °C  
 Limit: FCC part 15 (PK) Power: Humidity: 60 %  
 EUT: Distance: 1m  
 M/N: 09-0141-SE  
 Mode: WIFI(11g)  
 Note: CH06(2437MHz) , Antenna100cm , POWER=1  
 10G - 18G AV PRE Scan Att:0 ; REF:95 ; Range:95(EUT Power Level:255)

No.	Mk.	Freq.	Reading Level	Correct Factor	Measurement	Limit	Over	Antenna Height	Table Degree	
		MHz	dBuV	dB	dBuV	dBuV	dB	cm	degree	Comment
1		2681.300	50.57	1.01	51.58	74.00	-22.42			peak
2		2681.300	34.70	1.01	35.71	54.00	-18.29			AVG
3		2700.000	41.77	22.58	64.35	74.00	-9.65			peak
4		2700.000	21.03	22.58	43.61	54.00	-10.39			AVG
5		4874.000	38.45	7.72	46.17	74.00	-27.83			peak
6		9854.000	38.10	17.89	55.99	74.00	-18.01			peak
7		9854.000	27.51	17.89	45.40	54.00	-8.60			AVG
8		14160.00	38.48	18.83	57.31	74.00	-16.69			peak
9	*	14160.00	27.29	18.83	46.12	54.00	-7.88			AVG
10		18000.00	37.45	25.57	63.02	74.00	-10.98			peak
11		18000.00	17.64	25.57	43.21	54.00	-10.79			AVG
12		18063.75	38.36	23.26	61.62	74.00	-12.38			peak

\*:Maximum data x:Over limit !:over margin

●Reference Only



Site: Polarization: **Vertical** Temperature: 22 °C  
 Limit: FCC part 15 (PK) Power: Humidity: 60 %  
 EUT: Distance: 1m  
 M/N: 09-0141-SE  
 Mode: WIFI(11g)  
 Note: CH06(2437MHz) , Antenna100cm , POWER=1  
 10G - 18G AV PRE Scan Att:0 ; REF:95 ; Range:95(EUT Power Lever:255)

No.	Mk.	Freq.	Reading Level	Correct Factor	Measurement	Limit	Over	Antenna Height	Table Degree	
		MHz	dBuV	dB	dBuV	dBuV	dB	Detector	cm	degree
13		18063.75	20.34	23.26	43.60	54.00	-10.40	AVG		
14		21867.50	38.05	21.19	59.24	74.00	-14.76	peak		
15		21867.50	19.97	21.19	41.16	54.00	-12.84	AVG		
16		25565.00	40.85	18.94	59.79	74.00	-14.21	peak		
17		25565.00	21.49	18.94	40.43	54.00	-13.57	AVG		

\*:Maximum data    x:Over limit    !:over margin    ●Reference Only



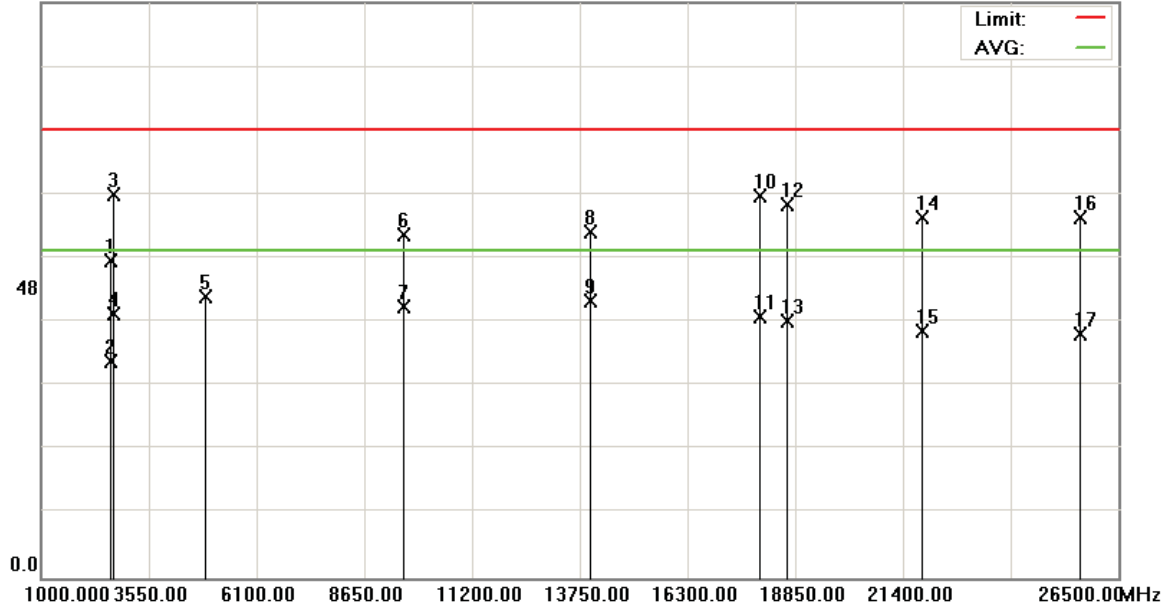
File :CLIC100(2437MHz)

Data :#18

Date: 2009/6/11

Time: 上午 02:21:01

95.0 dBuV



Site Polarization: **Horizontal** Temperature: 22 °C  
 Limit: FCC part 15 (PK) Power: Humidity: 60 %  
 EUT: Distance: 1m  
 M/N: 09-0141-SE  
 Mode: WIFI(11g)  
 Note: CH06(2437MHz) , Antenna100cm , POWER=1  
 10G - 18G AV PRE Scan Att:0 ; REF:95 ; Range:95(EUT Power Level:255)

No.	Mk.	Freq.	Reading Level	Correct Factor	Measurement	Limit	Over	Antenna Height	Table Degree	
		MHz	dBuV	dB	dBuV	dBuV	dB	cm	degree	Comment
1		2642.200	51.39	0.97	52.36	74.00	-21.64			peak
2		2642.200	34.77	0.97	35.74	54.00	-18.26			AVG
3		2700.000	40.76	22.58	63.34	74.00	-10.66			peak
4		2700.000	20.96	22.58	43.54	54.00	-10.46			AVG
5		4874.000	38.62	7.72	46.34	74.00	-27.66			peak
6		9580.250	39.28	17.31	56.59	74.00	-17.41			peak
7		9580.250	27.46	17.31	44.77	54.00	-9.23			AVG
8		13980.00	38.52	18.62	57.14	74.00	-16.86			peak
9	*	13980.00	27.20	18.62	45.82	54.00	-8.18			AVG
10		18000.00	37.56	25.57	63.13	74.00	-10.87			peak
11		18000.00	17.63	25.57	43.20	54.00	-10.80			AVG
12		18637.50	38.52	23.08	61.60	74.00	-12.40			peak

\*:Maximum data x:Over limit !:over margin

●Reference Only



Site: Polarization: **Horizontal** Temperature: 22 °C  
 Limit: FCC part 15 (PK) Power: Humidity: 60 %  
 EUT: Distance: 1m  
 M/N: 09-0141-SE  
 Mode: WIFI(11g)  
 Note: CH06(2437MHz) , Antenna100cm , POWER=1  
 10G - 18G AV PRE Scan Att:0 ; REF:95 ; Range:95(EUT Power Lever:255)

No.	Mk.	Freq.	Reading Level	Correct Factor	Measurement	Limit	Over	Antenna Height	Table Degree	
		MHz	dBuV	dB	dBuV	dBuV	dB	Detector	cm	degree
13		18637.50	19.27	23.08	42.35	54.00	-11.65	AVG		
14		21846.25	38.37	21.20	59.57	74.00	-14.43	peak		
15		21846.25	19.62	21.20	40.82	54.00	-13.18	AVG		
16		25607.50	40.51	18.90	59.41	74.00	-14.59	peak		
17		25607.50	21.33	18.90	40.23	54.00	-13.77	AVG		

\*:Maximum data x:Over limit !:over margin

●Reference Only



### 3.5.6 Open Field Radiated Emissions (Subpart C)

The highest peak values of radiated emissions from the EUT at various antenna heights, antenna polarization, EUT orientation, etc. are recorded on the following.

Applicant : HTC Corporation  
Model No : CLIC100  
EUT : PDA Phone  
Test Mode : AC Adapter \_ 802.11g CH11 2462.000 (Local Frequency: 2462.000 MHz)  
Test Date : 06/10 ~ 06/11/2009

Please refer to next page of detail testing data.

Notes:

1. Margin= Amplitude - Limits
2. Distance of Measurement: 3 Meter (30-1000MHz) & (1-10GHz), 1 Meter (10-26.5GHz)
3. Height of table for EUT placed: 0.8 Meter.
4. ANT= Antenna height.
5. Amplitude= Reading Amplitude – Amplifier gain + Cable loss + Antenna factor  
(Auto calculate in spectrum analyzer)
6. The EUT was worst case on X axis after pretest on X & Y & Z axis setting.
7. The testing data only show below 18GHz's data because measure data above 18GHz was only ambient noise.
8. All frequencies from 30MHz to 26.5GHz have been tested



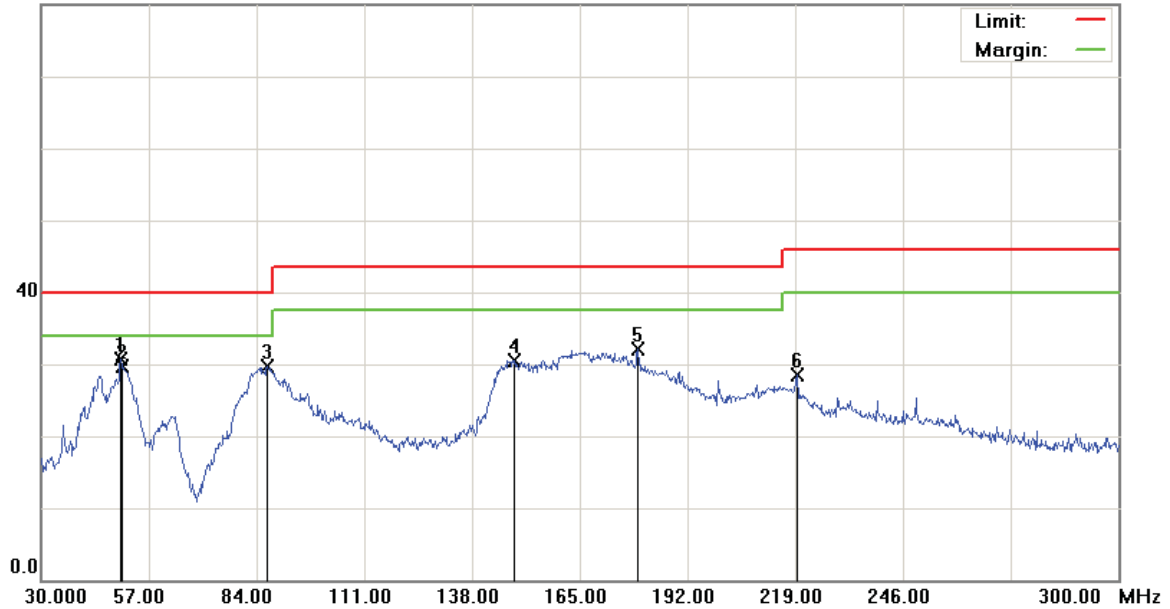
File :CLIC100(WIFI 11g)

Data :#9

Date: 2009/6/10

Time: 上午 10:20:24

80.0 dBuV



Site Polarization: *Vertical* Temperature: 22 °C  
 Limit: FCC Class B 3M Radiation Power: Humidity: 60 %  
 EUT: Distance: 3m  
 M/N: 09-0141-SE  
 Mode: 11G  
 Note: CH11(2462MHz)

No.	Mk.	Freq. MHz	Reading Level dBuV	Correct Factor dB	Measure- ment dBuV	Limit dBuV	Over dB	Antenna Height cm	Table Degree degree	Comment
1	*	49.9800	42.83	-12.16	30.67	40.00	-9.33	peak		
2		50.2500	41.80	-12.16	29.64	40.00	-10.36	peak		
3		86.7000	43.82	-14.20	29.62	40.00	-10.38	peak		
4		148.5300	46.63	-16.06	30.57	43.50	-12.93	peak		
5		179.5800	46.49	-14.35	32.14	43.50	-11.36	peak		
6		219.5400	40.98	-12.41	28.57	46.00	-17.43	peak		

\*:Maximum data x:Over limit !:over margin

●Reference Only



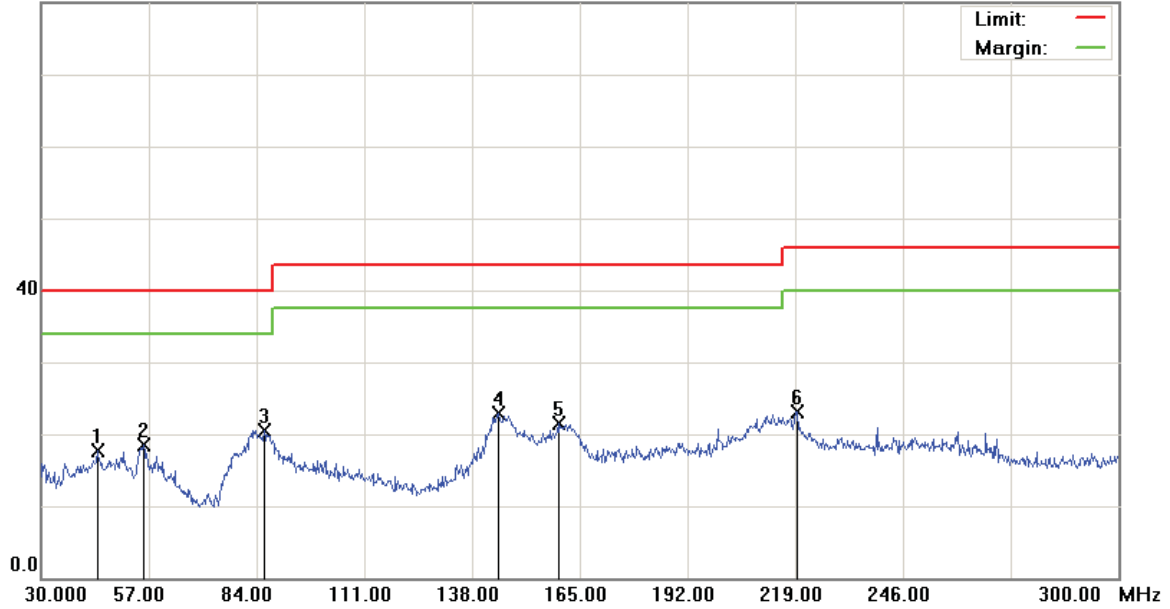
File :CLIC100(WIFI 11g)

Data :#11

Date: 2009/6/10

Time: 上午 10:28:53

80.0 dBuV



Site Polarization: **Horizontal** Temperature: 22 °C  
 Limit: FCC Class B 3M Radiation Power: Humidity: 60 %  
 EUT: Distance: 3m  
 M/N: 09-0141-SE  
 Mode: 11G  
 Note: CH11(2462MHz)

No.	Mk.	Freq.	Reading Level	Correct Factor	Measurement	Limit	Over	Antenna Height	Table Degree	
		MHz	dBuV	dB	dBuV	dBuV	dB	cm	degree	Comment
1		44.0400	29.64	-11.84	17.80	40.00	-22.20			peak
2		55.6500	30.80	-12.25	18.55	40.00	-21.45			peak
3	*	85.8900	35.02	-14.46	20.56	40.00	-19.44			peak
4		144.4800	39.16	-16.20	22.96	43.50	-20.54			peak
5		159.6000	36.96	-15.53	21.43	43.50	-22.07			peak
6		219.5400	35.57	-12.41	23.16	46.00	-22.84			peak

\*:Maximum data x:Over limit !:over margin

●Reference Only





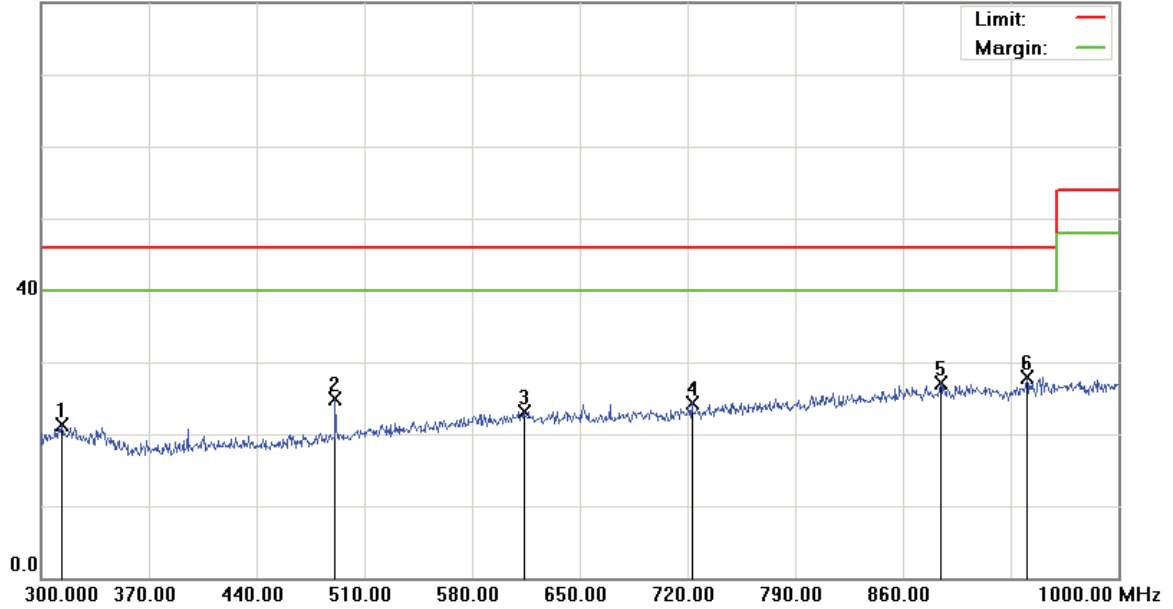
File :CLIC100(WIFI 11g)

Data :#10

Date: 2009/6/10

Time: 上午 10:24:38

80.0 dBuV



Site Polarization: *Vertical* Temperature: 22 °C  
 Limit: FCC Class B 3M Radiation Power: Humidity: 60 %  
 EUT: Distance: 3m  
 M/N: 09-0141-SE  
 Mode: 11G  
 Note: CH11(2462MHz)

No.	Mk.	Freq.	Reading Level	Correct Factor	Measurement	Limit	Over	Antenna Height	Table Degree	
		MHz	dBuV	dB	dBuV	dBuV	dB	cm	degree	Comment
1		313.3000	31.17	-9.78	21.39	46.00	-24.61			peak
2		491.1000	32.06	-7.23	24.83	46.00	-21.17			peak
3		613.6000	27.56	-4.46	23.10	46.00	-22.90			peak
4		722.8000	27.94	-3.54	24.40	46.00	-21.60			peak
5		884.5000	27.37	-0.17	27.20	46.00	-18.80			peak
6	*	940.5000	27.67	0.27	27.94	46.00	-18.06			peak

\*:Maximum data x:Over limit !:over margin

●Reference Only



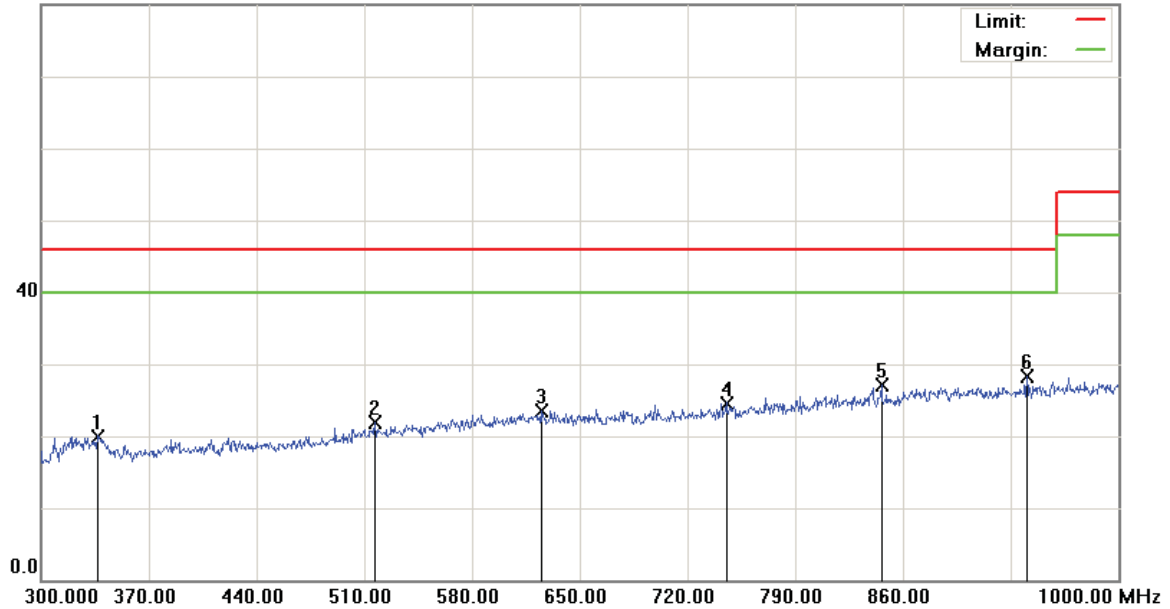
File :CLIC100(WIFI 11g)

Data :#12

Date: 2009/6/10

Time: 上午 10:33:07

80.0 dBuV



Site Polarization: **Horizontal** Temperature: 22 °C  
 Limit: FCC Class B 3M Radiation Power: Humidity: 60 %  
 EUT: Distance: 3m  
 M/N: 09-0141-SE  
 Mode: 11G  
 Note: CH11(2462MHz)

No.	Mk.	Freq.	Reading Level	Correct Factor	Measurement	Limit	Over	Antenna Height	Table Degree	
		MHz	dBuV	dB	dBuV	dBuV	dB	cm	degree	Comment
1		336.4000	29.18	-9.18	20.00	46.00	-26.00			peak
2		517.0000	28.39	-6.48	21.91	46.00	-24.09			peak
3		624.8000	28.22	-4.64	23.58	46.00	-22.42			peak
4		745.2000	27.70	-3.10	24.60	46.00	-21.40			peak
5		846.0000	28.31	-1.24	27.07	46.00	-18.93			peak
6	*	940.5000	27.96	0.27	28.23	46.00	-17.77			peak

\*:Maximum data x:Over limit !:over margin

●Reference Only

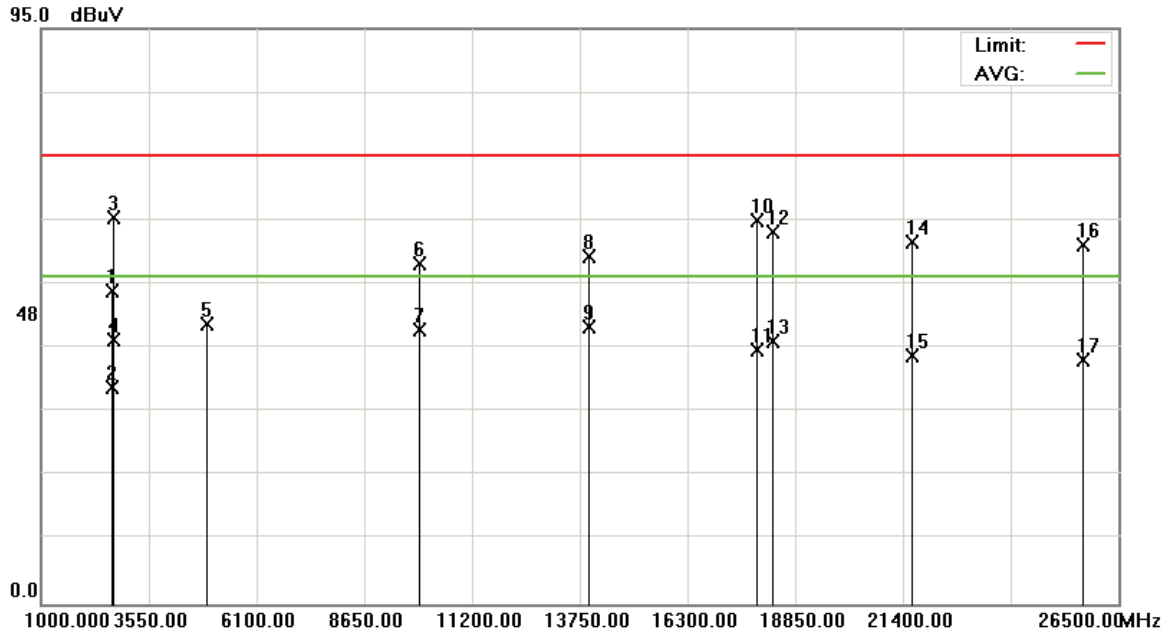


File :CLIC100(2462MHz)

Data :#17

Date: 2009/6/11

Time: 上午 02:26:45



Site Polarization: **Vertical** Temperature: 22 °C  
 Limit: FCC part 15 (PK) Power: Humidity: 60 %  
 EUT: Distance: 1m  
 M/N: 09-0141-SE  
 Mode: WIFI(11g)  
 Note: CH11(2462MHz) , Antenna100cm , POWER=1  
 10G - 18G AV PRE Scan Att:0 ; REF:95 ; Range:95(EUT Power Level:255)

No.	Mk.	Freq.	Reading Level	Correct Factor	Measurement	Limit	Over	Antenna Height	Table Degree	
		MHz	dBuV	dB	dBuV	dBuV	dB	cm	degree	Comment
1		2664.300	50.79	0.96	51.75	74.00	-22.25			peak
2		2664.300	34.72	0.96	35.68	54.00	-18.32			AVG
3		2700.000	41.18	22.58	63.76	74.00	-10.24			peak
4		2700.000	21.01	22.58	43.59	54.00	-10.41			AVG
5		4924.000	38.59	7.65	46.24	74.00	-27.76			peak
6		9945.250	38.39	17.79	56.18	74.00	-17.82			peak
7		9945.250	27.55	17.79	45.34	54.00	-8.66			AVG
8		13960.00	38.68	18.57	57.25	74.00	-16.75			peak
9	*	13960.00	27.16	18.57	45.73	54.00	-8.27			AVG
10		17920.00	38.37	24.84	63.21	74.00	-10.79			peak
11		17920.00	17.18	24.84	42.02	54.00	-11.98			AVG
12		18297.50	38.27	23.20	61.47	74.00	-12.53			peak

\*:Maximum data x:Over limit !:over margin

●Reference Only



Site: Polarization: **Vertical** Temperature: 22 °C  
 Limit: FCC part 15 (PK) Power: Humidity: 60 %  
 EUT: Distance: 1m  
 M/N: 09-0141-SE  
 Mode: WIFI(11g)  
 Note: CH11(2462MHz) , Antenna100cm , POWER=1  
 10G - 18G AV PRE Scan Att:0 ; REF:95 ; Range:95(EUT Power Lever:255)

No.	Mk.	Freq.	Reading Level	Correct Factor	Measurement	Limit	Over	Antenna Height	Table Degree	
		MHz	dBuV	dB	dBuV	dBuV	dB	Detector	cm	degree
13		18297.50	20.25	23.20	43.45	54.00	-10.55	AVG		
14		21612.50	38.34	21.28	59.62	74.00	-14.38	peak		
15		21612.50	19.58	21.28	40.86	54.00	-13.14	AVG		
16		25650.00	40.48	18.87	59.35	74.00	-14.65	peak		
17		25650.00	21.36	18.87	40.23	54.00	-13.77	AVG		

\*:Maximum data    x:Over limit    !:over margin    ●Reference Only



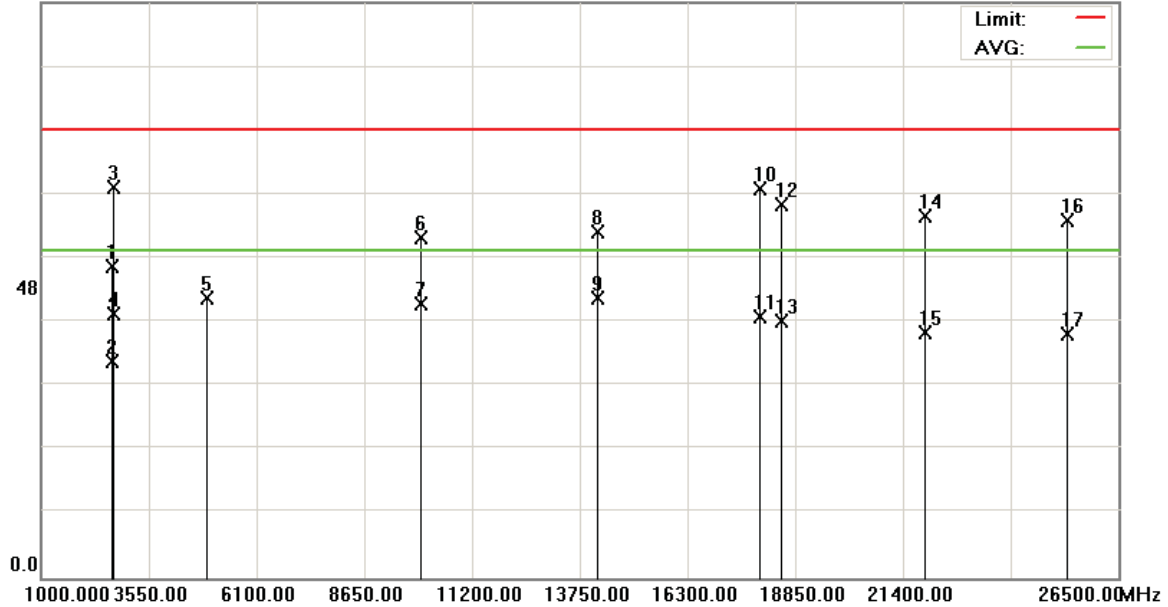
File :CLIC100(2462MHz)

Data :#18

Date: 2009/6/11

Time: 上午 02:30:34

95.0 dBuV



Site Polarization: **Horizontal** Temperature: 22 °C  
 Limit: FCC part 15 (PK) Power: Humidity: 60 %  
 EUT: Distance: 1m  
 M/N: 09-0141-SE  
 Mode: WIFI(11g)  
 Note: CH11(2462MHz) , Antenna100cm , POWER=1  
 10G - 18G AV PRE Scan Att:0 ; REF:95 ; Range:95(EUT Power Level:255)

No.	Mk.	Freq.	Reading Level	Correct Factor	Measurement	Limit	Over	Antenna Height	Table Degree	
		MHz	dBuV	dB	dBuV	dBuV	dB	cm	degree	Comment
1		2679.600	50.47	1.00	51.47	74.00	-22.53			peak
2		2679.600	34.68	1.00	35.68	54.00	-18.32			AVG
3		2700.000	41.84	22.58	64.42	74.00	-9.58			peak
4		2700.000	20.96	22.58	43.54	54.00	-10.46			AVG
5		4924.000	38.47	7.65	46.12	74.00	-27.88			peak
6		10000.00	38.20	17.94	56.14	74.00	-17.86			peak
7		10000.00	27.35	17.94	45.29	54.00	-8.71			AVG
8		14180.00	38.19	18.85	57.04	74.00	-16.96			peak
9	*	14180.00	27.23	18.85	46.08	54.00	-7.92			AVG
10		18000.00	38.59	25.57	64.16	74.00	-9.84			peak
11		18000.00	17.48	25.57	43.05	54.00	-10.95			AVG
12		18510.00	38.59	23.10	61.69	74.00	-12.31			peak

\*:Maximum data x:Over limit !:over margin

●Reference Only



Site: Polarization: **Horizontal** Temperature: 22 °C  
 Limit: FCC part 15 (PK) Power: Humidity: 60 %  
 EUT: Distance: 1m  
 M/N: 09-0141-SE  
 Mode: WIFI(11g)  
 Note: CH11(2462MHz) , Antenna100cm , POWER=1  
 10G - 18G AV PRE Scan Att:0 ; REF:95 ; Range:95(EUT Power Lever:255)

No.	Mk.	Freq.	Reading Level	Correct Factor	Measurement	Limit	Over	Antenna Height	Table Degree	
		MHz	dBuV	dB	dBuV	dBuV	dB	Detector	cm	degree
13		18510.00	19.19	23.10	42.29	54.00	-11.71	AVG		
14		21931.25	38.55	21.15	59.70	74.00	-14.30	peak		
15		21931.25	19.45	21.15	40.60	54.00	-13.40	AVG		
16		25288.75	39.95	19.11	59.06	74.00	-14.94	peak		
17		25288.75	21.11	19.11	40.22	54.00	-13.78	AVG		

\*:Maximum data    x:Over limit    !:over margin    ●Reference Only

## 4. Maximum Conducted Output Power Requirements

### 4.1 Test Condition & Setup:

The EUT was setup to ANSI C63.4, 2003; tested to DTS test procedure of Oct 2002 KDB558074 for compliance to FCC 47CFR 15.247 requirements.

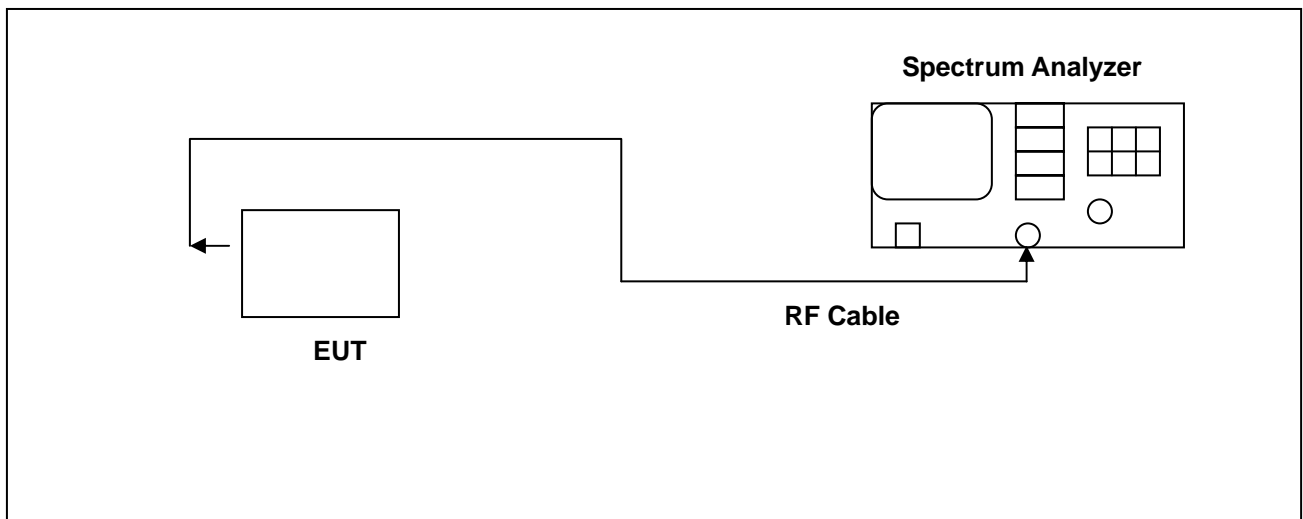
The tests below are run with the EUT's transmitter set at high power in TX mode. The EUT is needed to force selection of output power level and channel number. While testing, EUT was set to transmit continuously. Remove the Subjective device's antenna and connect the RF output port to spectrum analyzer. The maximum peak output power shall not exceed 1 watt.

Use a direct connection between the antenna port of transmitter and the spectrum Analyzer, for prevent the spectrum analyzer input attenuation 40-50 dB. Set the RBW Bandwidth of the emission or use a channel power meter mode.

For antennas with gains of 6 dBi or less, maximum allowed transmitter output is 1 watt (+30 dBm). For antennas with gains greater than 6 dBi, transmitter output level must be decreased by an amount equal to  $(\text{GAIN} - 6)/3$  dBm.

The antenna port of the EUT was connected to the input of a power meter. Power was read directly and cable loss correction was added to the reading to obtain power at the EUT antenna terminals.

### 4.2 Test Instruments Configuration:





### 4.3 Test Equipment List:

Describe	Manufacturer	Model	Serial Number	Calibration	
				Cal. Date	Due Date
Spectrum Analyzer	Agilent	E4445A	MY45300744	Dec. 22, 2008	Dec. 22, 2009

### 4.4 Test Result:

#### 802.11b

Frequency (MHz)	Output (dBm)	Required Limit
2412	20.66	<30dBm
2437	20.88	<30dBm
2462	20.43	<30dBm

#### 802.11g

Frequency (MHz)	Output (dBm)	Required Limit
2412	23.63	<30dBm
2437	23.74	<30dBm
2462	23.87	<30dBm

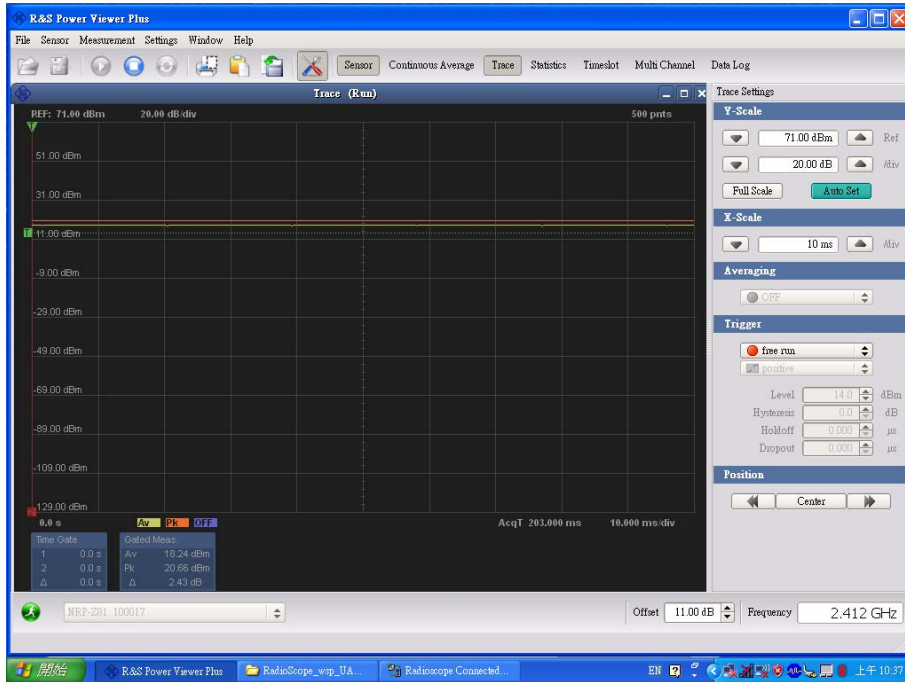
Note: Test Graphs See next page.



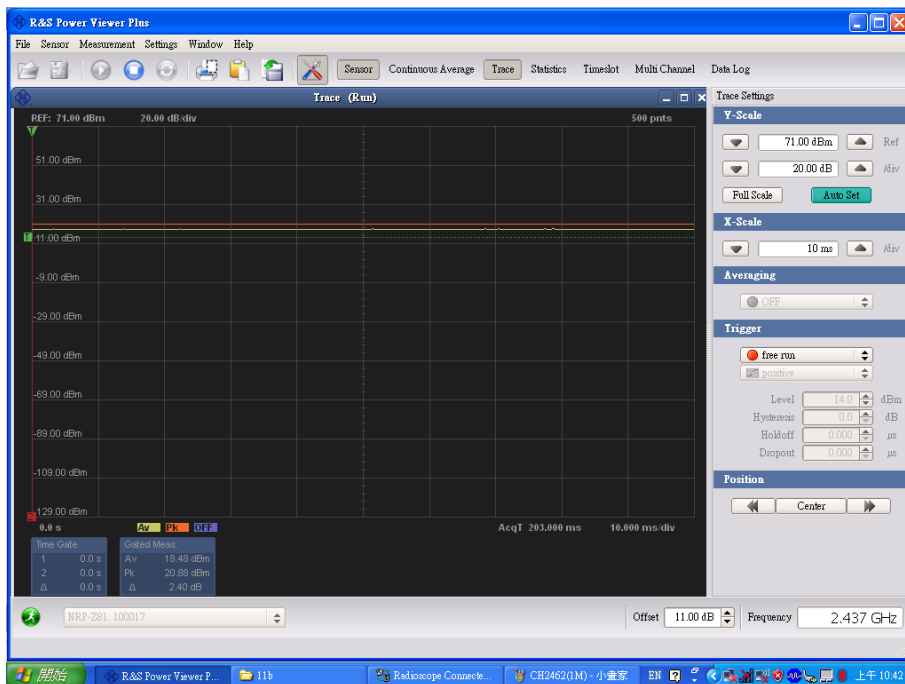


## 4.5 Test Graphs

### 802.11b CH1 (2412MHz)

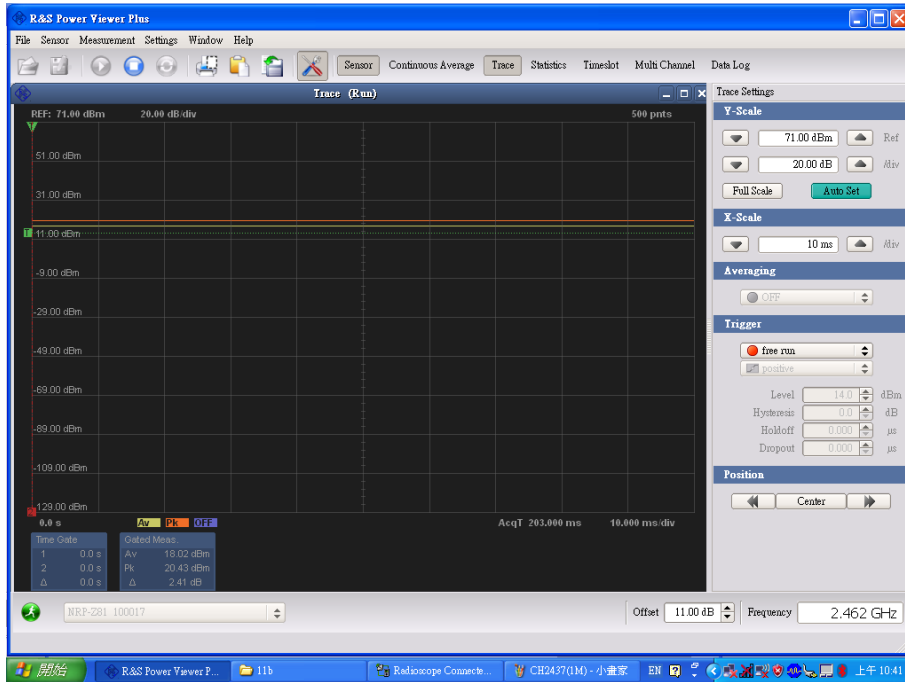


### 802.11b CH6 (2437MHz)



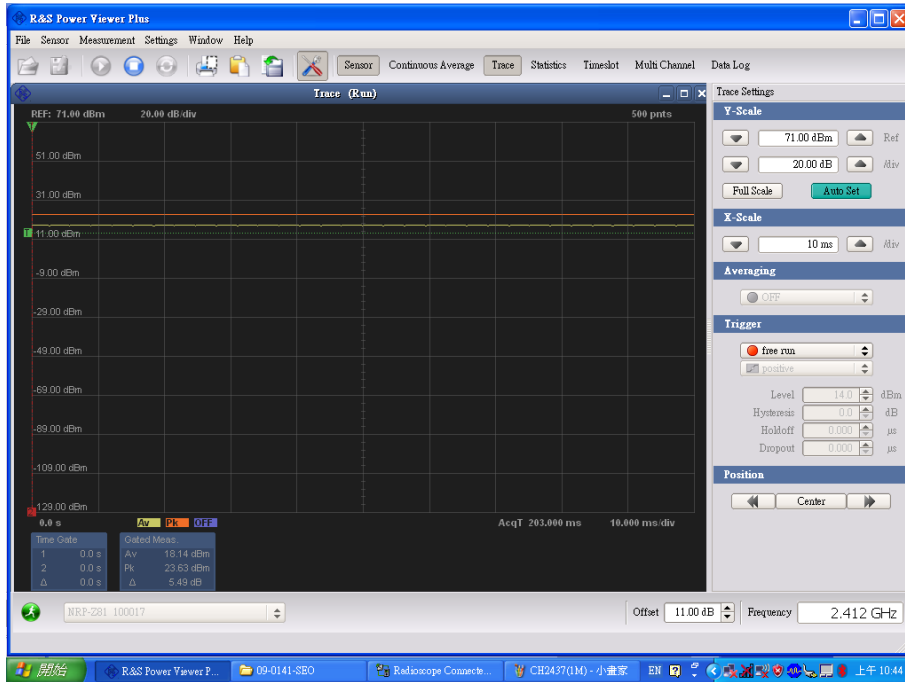


### 802.11b CH11 (2462MHz)

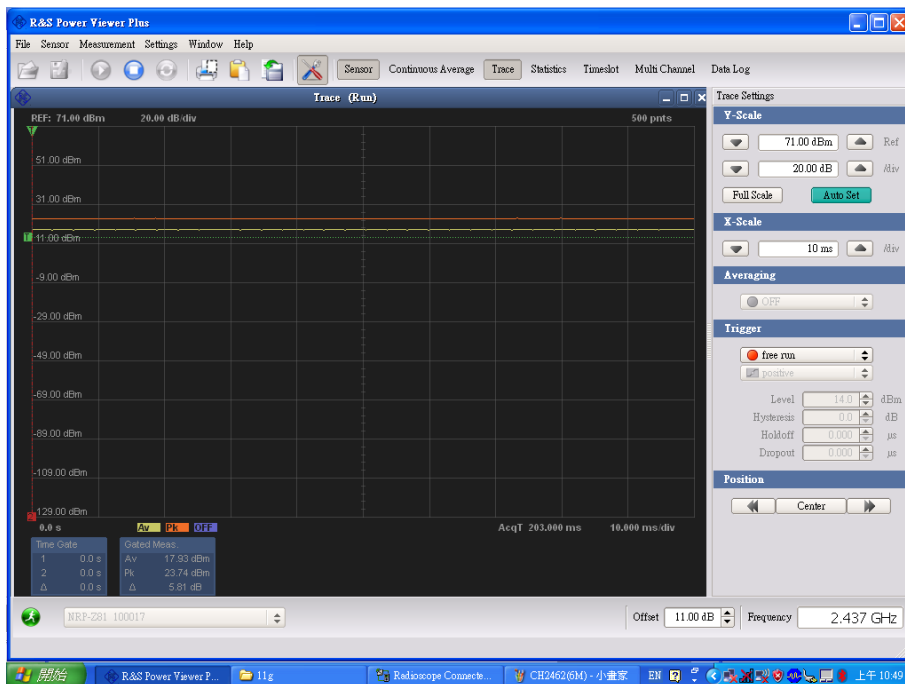




### 802.11g CH1 (2412MHz)

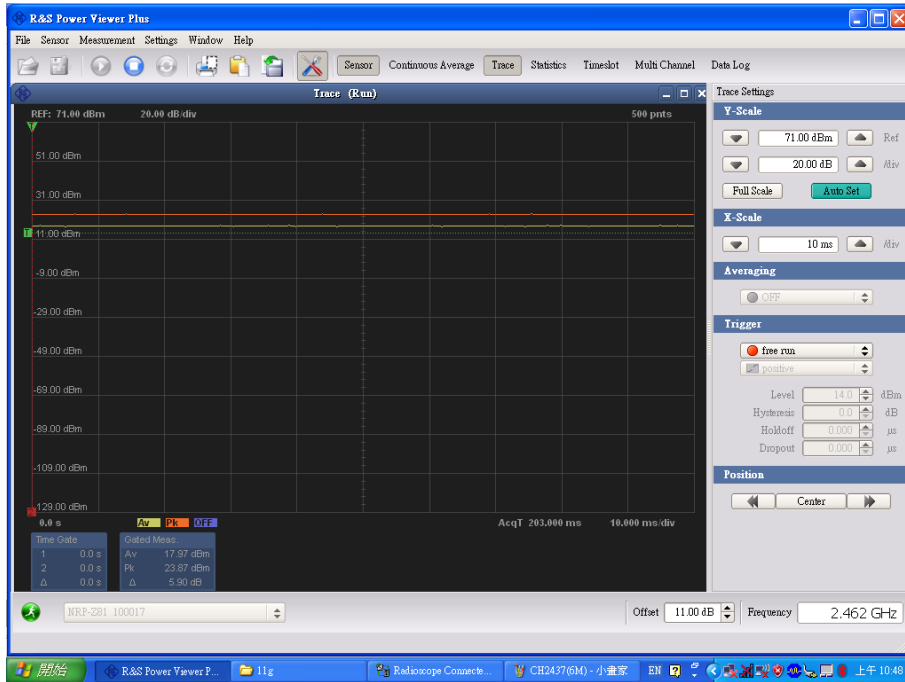


### 802.11g CH6 (2437MHz)





### 802.11g CH11 (2462MHz)



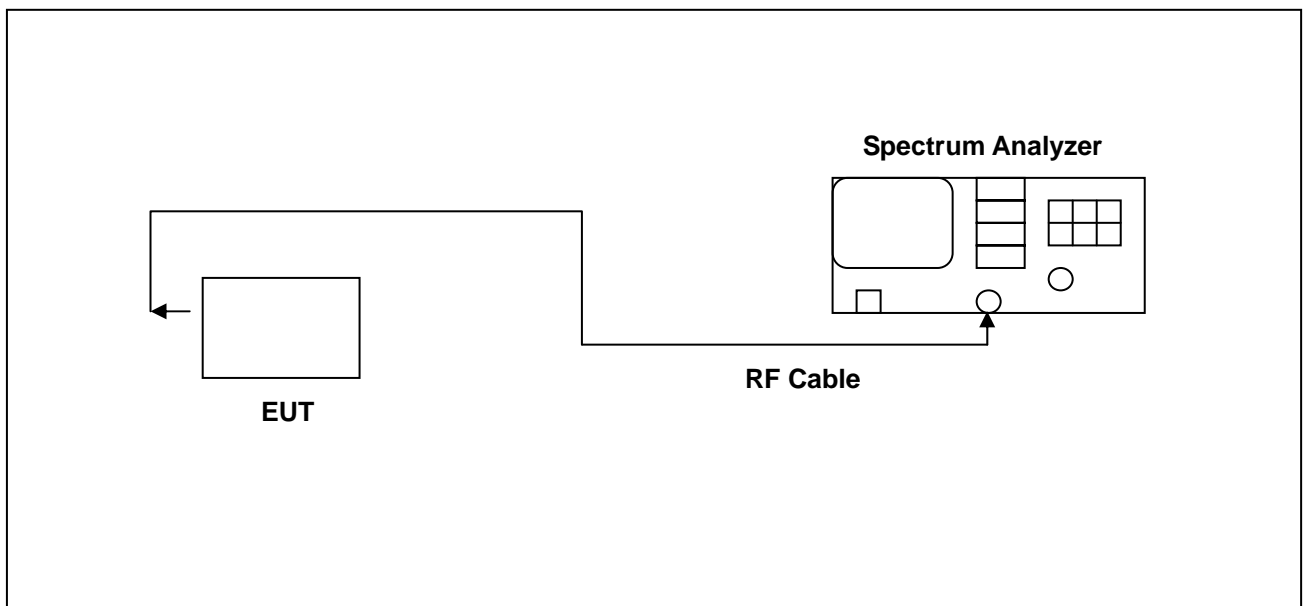
## 5. Minimum 6dB RF Bandwidth Requirements

### 5.1 Test Condition & Setup:

The EUT was setup to ANSI C63.4, 2003; tested to DTS test procedure of Oct 2002 KDB558074 for compliance to FCC 47CFR 15.247 requirements.

The antenna port of the EUT was connected to the input of a spectrum analyzer. Analyzer RES BW was set to 100 kHz. For each RF output channel investigated, the spectrum analyzer center frequency was set to the channel carrier. A PEAK output reading was taken, a DISPLAY line was drawn 6 dB lower than PEAK level. The 6 dB bandwidth was determined from where the channel output spectrum intersected the display line. The test was performed at 3 channels (Channel 1, 6, 11)

### 5.2 Test Instruments Configuration:



### 5.3 Test Equipment List:

Describe	Manufacturer	Model	Serial Number	Calibration	
				Cal. Date	Due Date
Spectrum Analyzer	Agilent	E4445A	MY45300744	Dec. 22, 2008	Dec. 22, 2009



#### 5.4 Test Result:

##### 802.11b

Frequency (MHz)	Min. 6dB Bandwidth (MHz)	Required Limit
2412	9.500	> 500 KHz
2437	9.375	> 500 KHz
2462	9.375	> 500 KHz

##### 802.11g

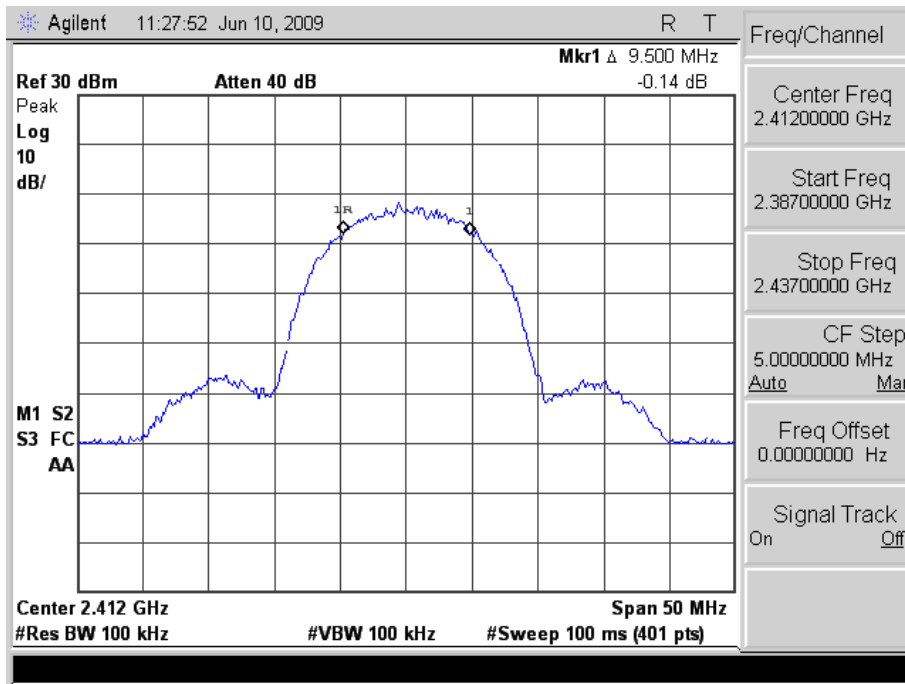
Frequency (MHz)	Min. 6dB Bandwidth (MHz)	Required Limit
2412	16.500	> 500 KHz
2437	16.500	> 500 KHz
2462	16.500	> 500 KHz

Note: Test Graphs See next page.

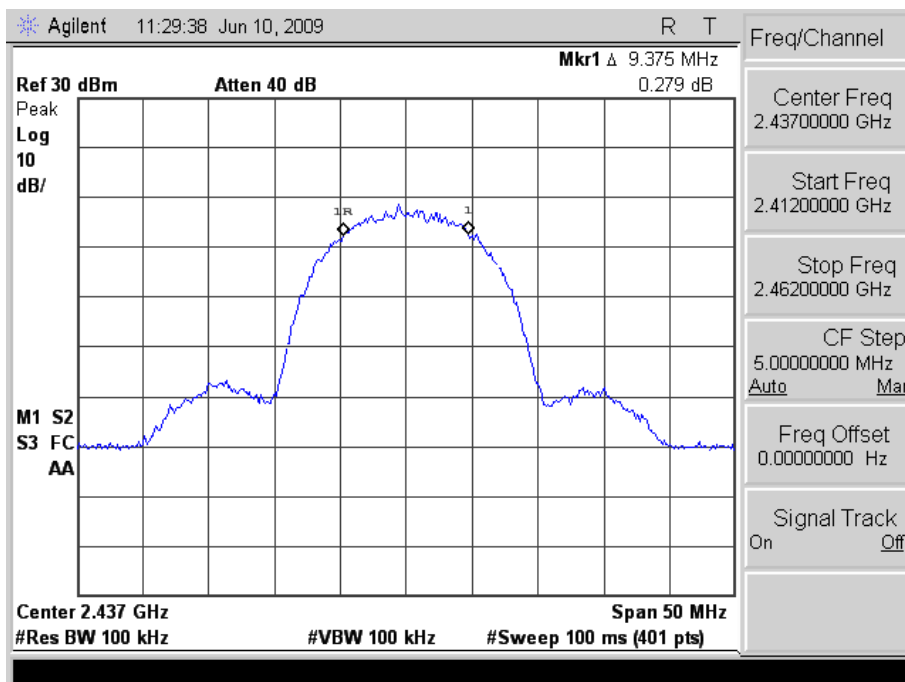


## 5.5 Test Graphs

### 802.11b (2412MHz)

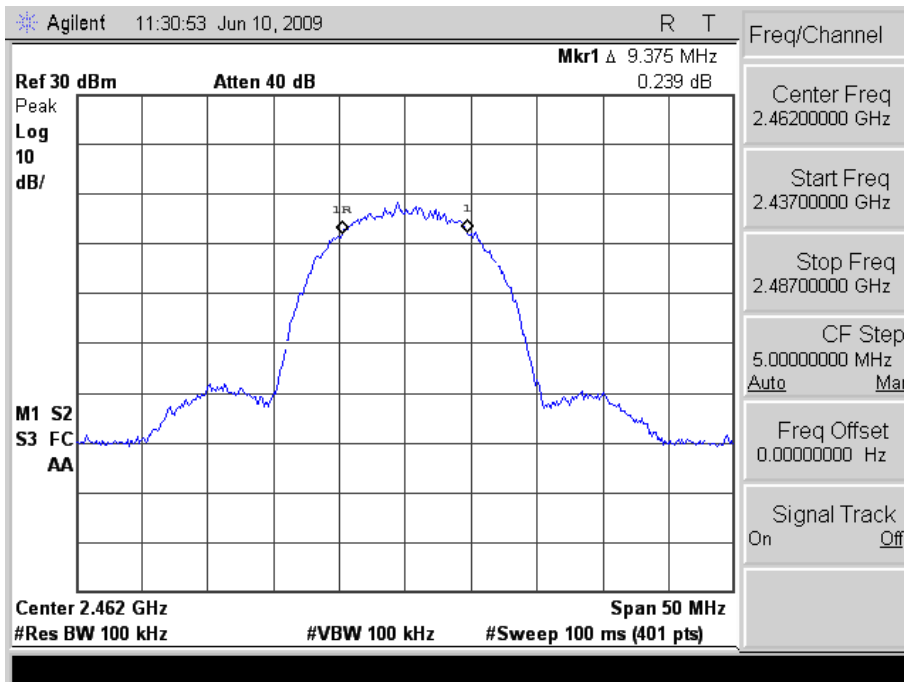


### 802.11b (2437MHz)





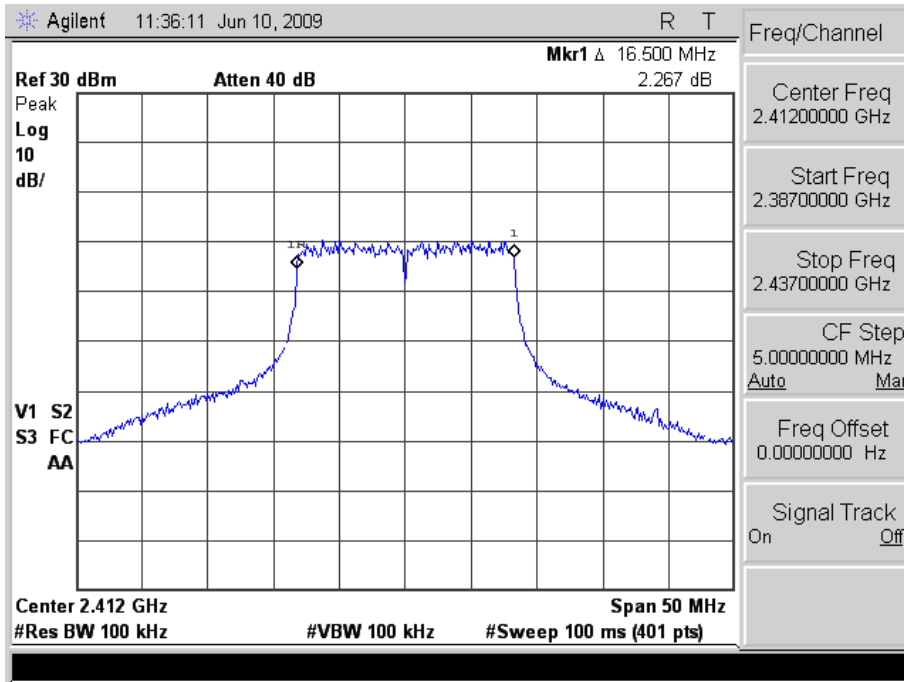
802.11b (2462MHz)



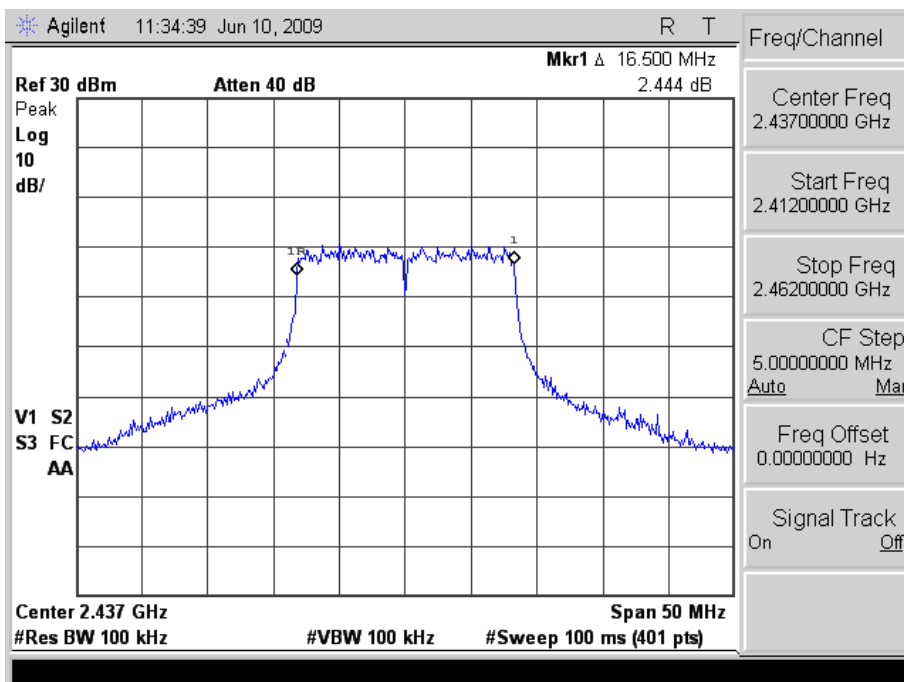




802.11g (2412MHz)

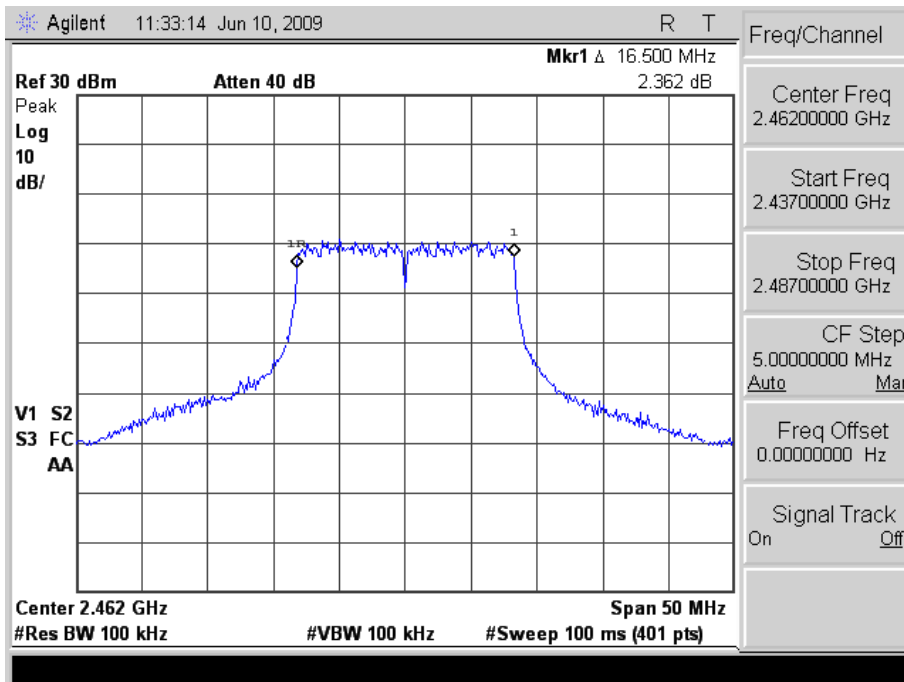


802.11g (2437MHz)





802.11g (2462MHz)



## 6. Maximum Power Density Requirements

### 6.1 Test Condition & Setup:

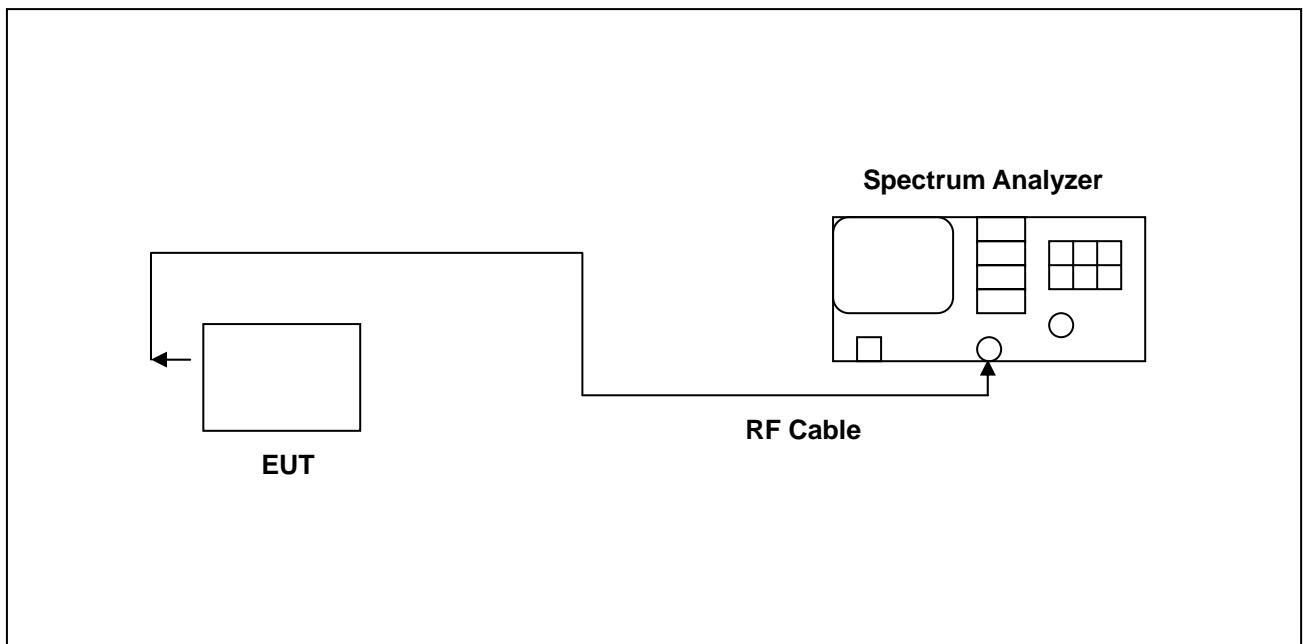
The EUT was setup to ANSI C63.4, 2003; tested to DTS test procedure of Oct 2002 KDB558074 for compliance to FCC 47CFR 15.247 requirements.

The spectrum analyzer RES BW was set to 3 kHz. The START and STOP frequencies were set to the band edges of the maximum output pass band. If there is no clear maximum amplitude in any given portion of the band, it may be necessary to make measurements at a number of bands defined by several START and STOP frequency pairs. The specification calls for a 1 second interval at each 3 kHz bandwidth; total SWEEP TIME is calculated as follows:

$$\text{SWEEP TIME (SEC)} = (\text{Fstop, kHz} - \text{Fstart, kHz}) / 3 \text{ kHz}$$

Antenna output of the EUT was coupled directly to spectrum analyzer; if an external attenuator and/or cable was used, these losses are compensated for with the analyzer OFFSET function.

### 6.2 Test Instruments Configuration:





**6.3 Test Equipment List:**

Describe	Manufacturer	Model	Serial Number	Calibration	
				Cal. Date	Due Date
Spectrum Analyzer	Agilent	E4445A	MY45300744	Dec. 22, 2008	Dec. 22, 2009

**6.4 Test Result:**

802.11b

Frequency (MHz)	Power Density (dBm)	Required Limit
2412	-5.336	<8dBm
2437	-5.025	<8dBm
2462	-5.439	<8dBm

802.11g

Frequency (MHz)	Power Density (dBm)	Required Limit
2412	-13.800	<8dBm
2437	-13.680	<8dBm
2462	-13.980	<8dBm

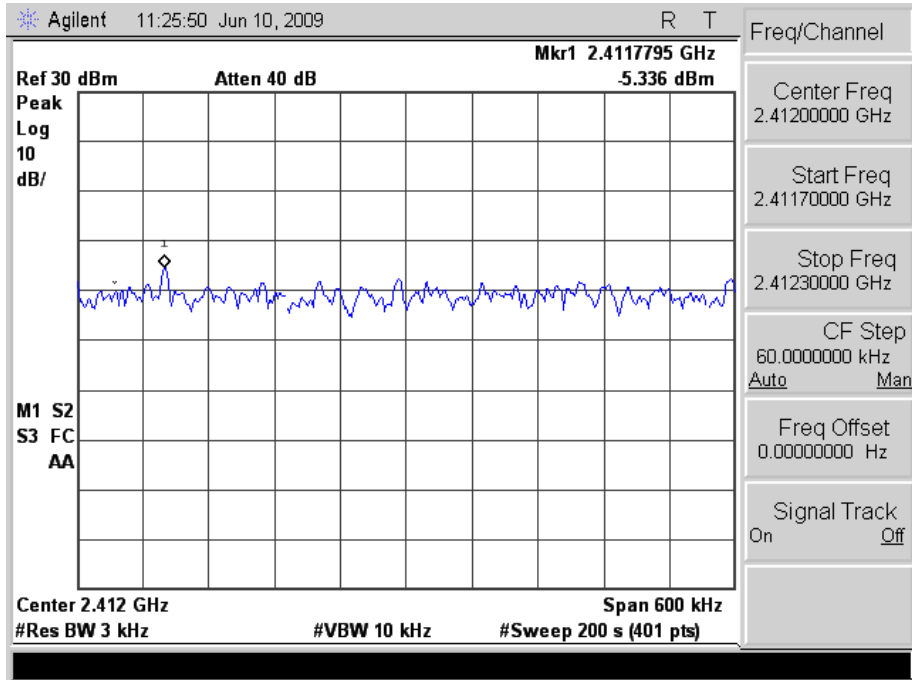
Note:

1. Frequency Span= 600 kHz
2. Sweep Time = Frequency Span/3 kHz=200secs
3. Test Graphs See next page.

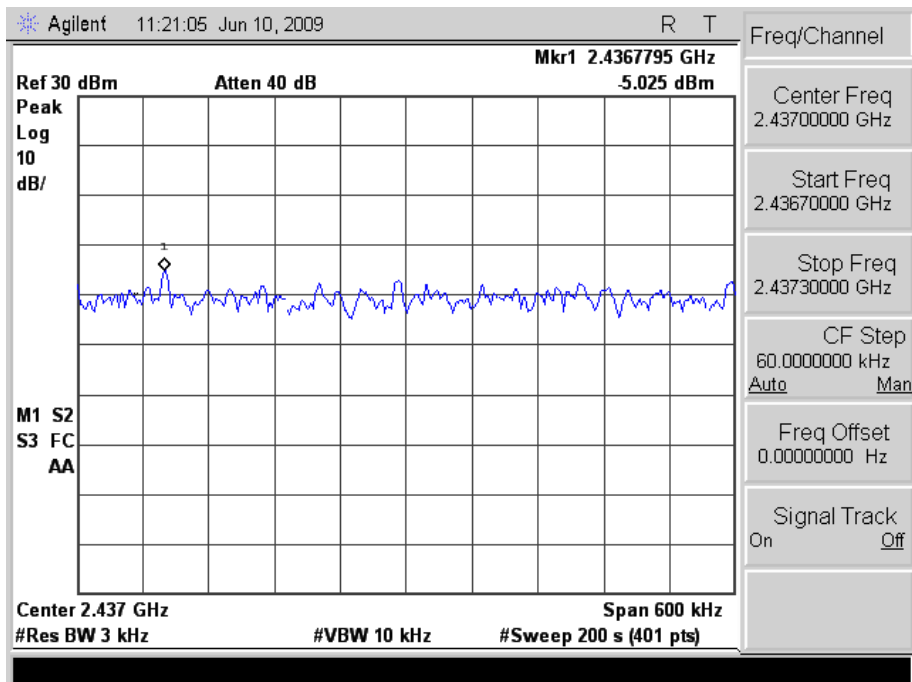


## 6.5 Test Graphs

### 802.11b (2412MHz)

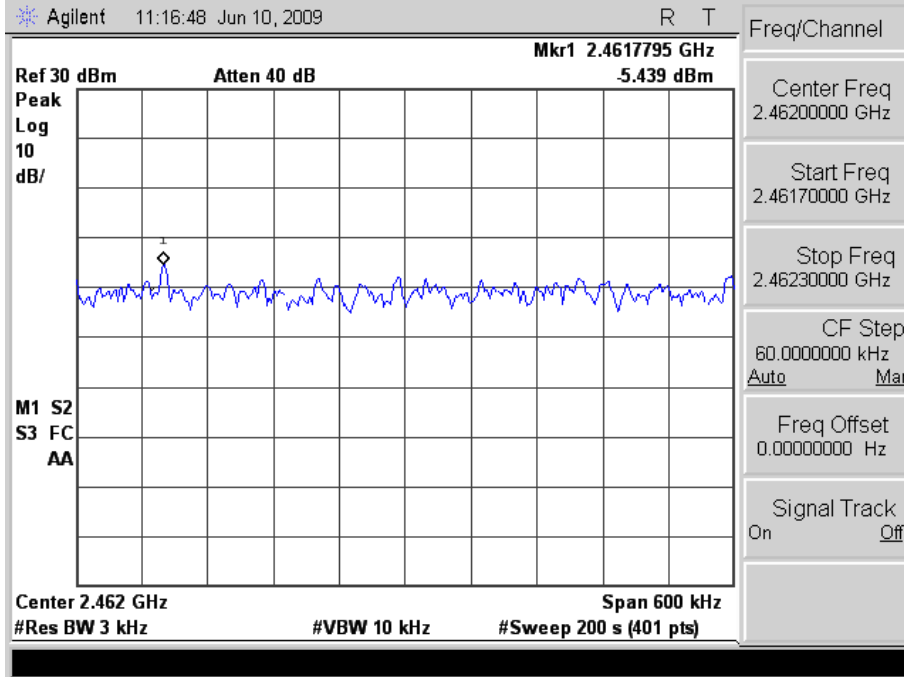


### 802.11b (2437MHz)



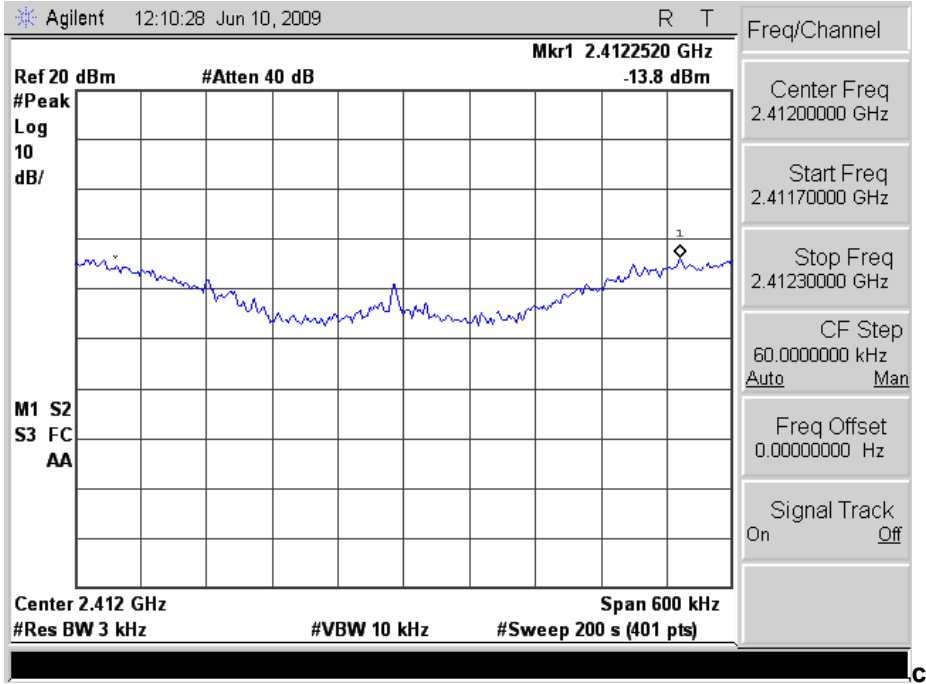


802.11b (2462MHz)

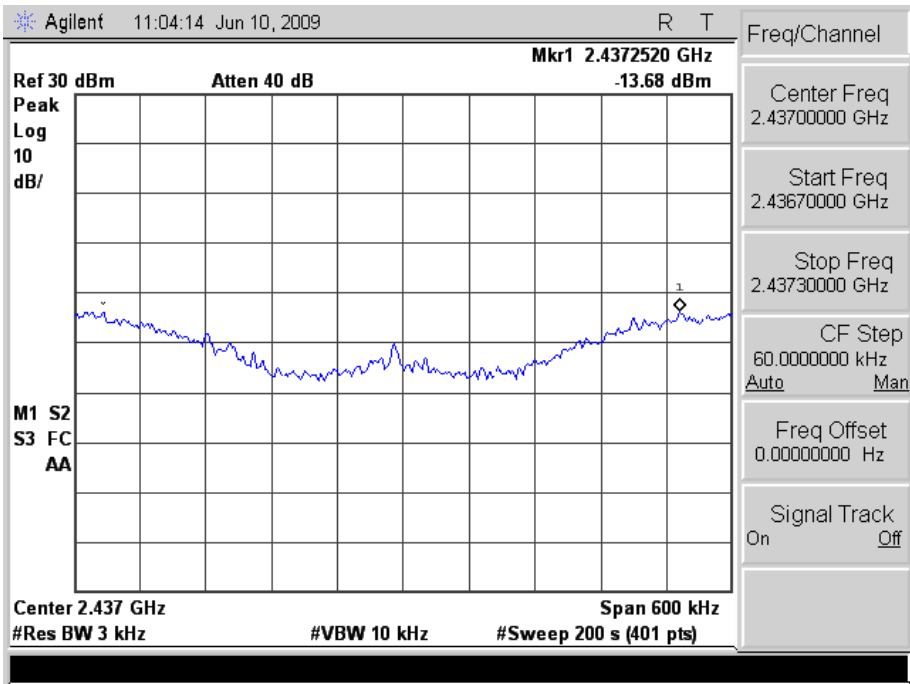




802.11g (2412MHz)

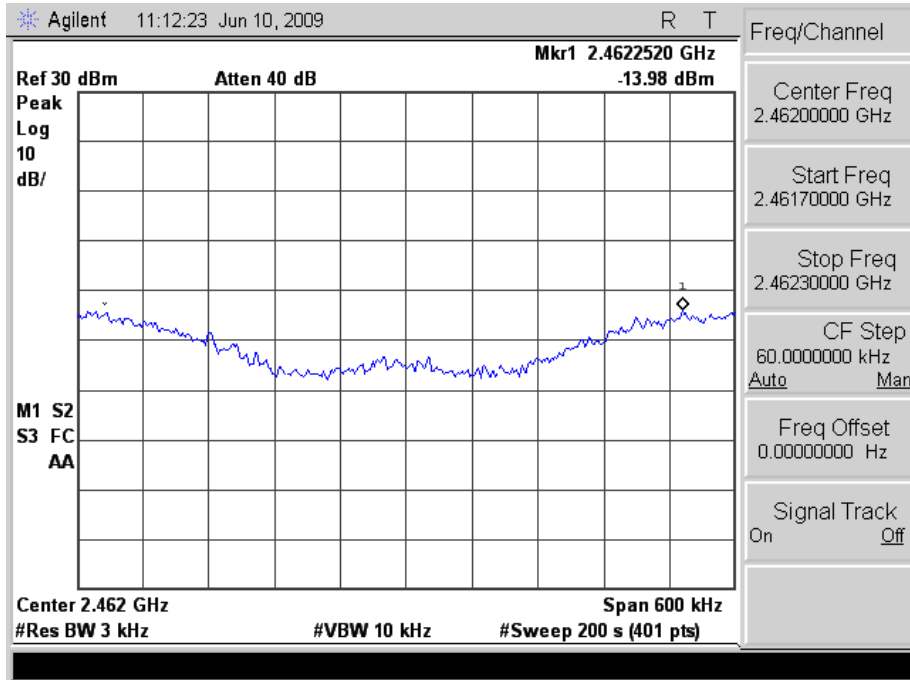


802.11g (2437MHz)





802.11g (2462MHz)





## 7. Out of Band Conducted Emissions Requirements

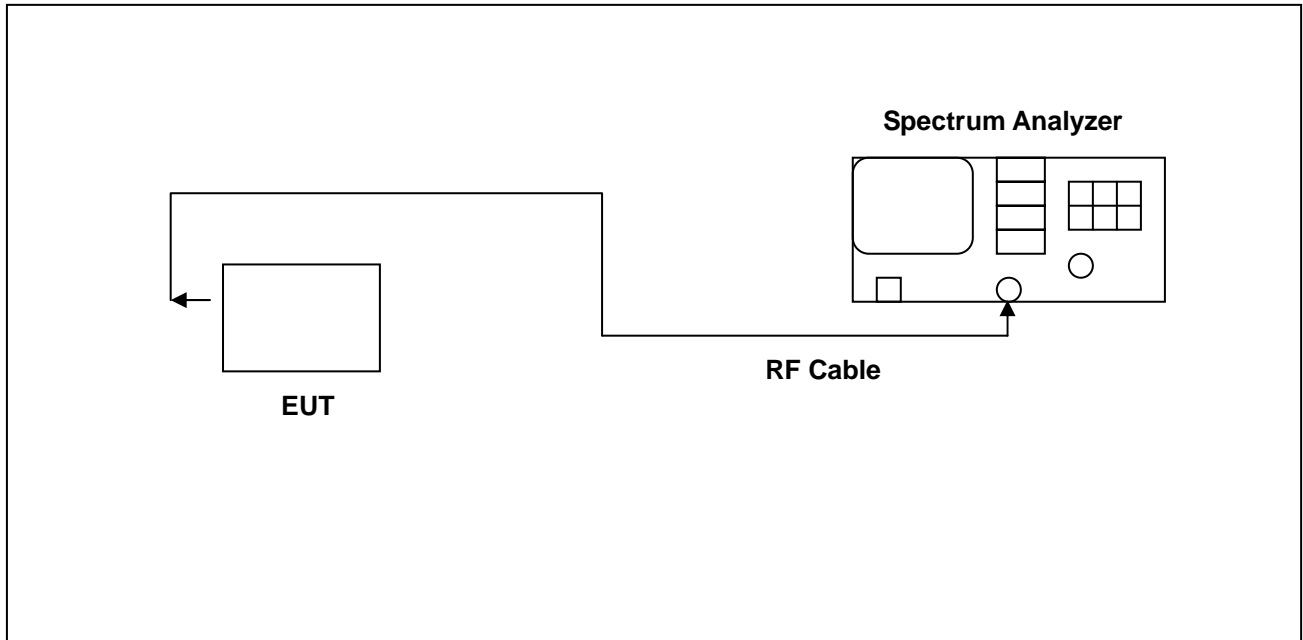
### 7.1 Test Condition & Setup:

The EUT was setup to ANSI C63.4, 2003; tested to DTS test procedure of Oct 2002 KDB558074 for compliance to FCC 47CFR 15.247 requirements.

In any 100 kHz bandwidth outside the EUT pass band, the RF power produced by the modulation products of the spreading sequence, the information sequence, and the carrier frequency shall be at least 20 dB below that of the maximum in-band 100 kHz emission, antenna output of the EUT was coupled directly to spectrum analyzer; if an external attenuator and/or cable was used, these losses are compensated for with the analyzer OFFSET function.

All other types of emissions from the EUT shall meet the general limits for radiated frequencies outside the pass band. The test was performed at 3 channels (Channel 1, 6, 11)

### 7.2 Test Instruments Configuration:





### 7.3 Test Equipment List:

Describe	Manufacturer	Model	Serial Number	Calibration	
				Cal. Date	Due Date
Spectrum Analyzer	Agilent	E4445A	MY45300744	Dec.22, 2008	Dec.22, 2009

### 7.4 Test Result:

Refer to attached data sheets. Data shows out of band emissions are suppressed well below the -20 dBc minimum required by the Rules.

Note: Test Graphs See next page.



## **7.5 Test Graphs**

### **7.5.1 802.11b Test Graphs**

Please refer to next page of detail testing data.

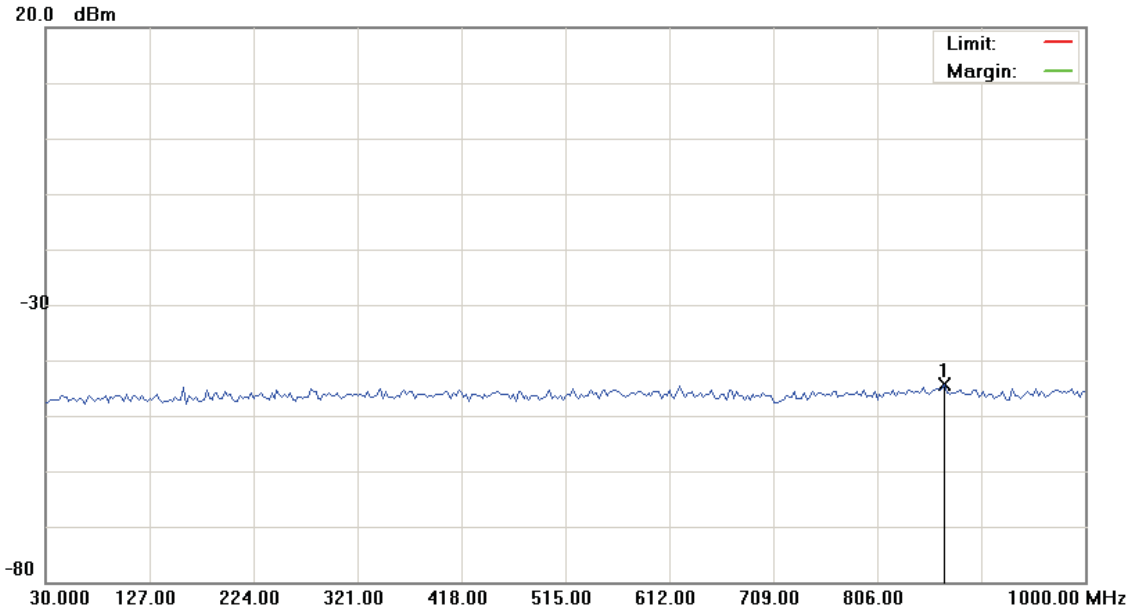


File:CLIC100(11b)(20db)

Data :#1

Date:2009/6/10

Time: 上午 11:46:27



Site: site #1	Polarization:	Temperature: 26 °C
Limit:	Power: AC 110V/60Hz	Humidity: 55 %
EUT:	Distance:	
M/N: 09-0141-SEO		
Mode: WiFi(11b)		
Note: CH01(2412MHz)		

No.	Mk.	Freq.	Reading Level	Correct Factor	Measurement	Limit	Over	Antenna Height	Table Degree
		MHz	dBm	dB	dBm	dBm	dB	cm	degree
1	*	869.0500	-45.49	1.00	-44.49				

\*:Maximum data x:Over limit !:over margin

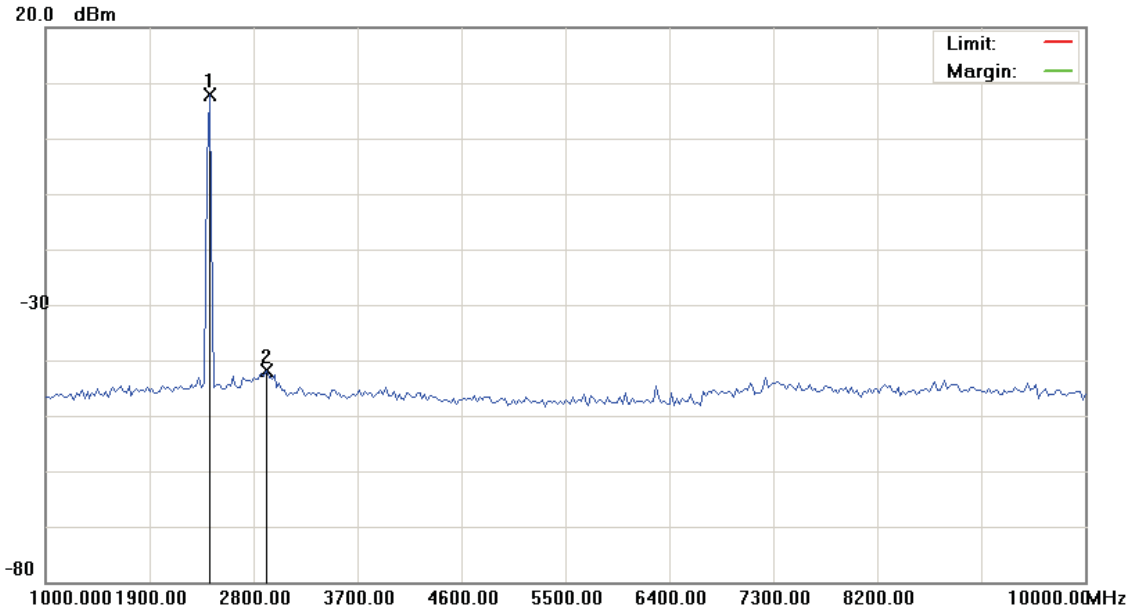


File:CLIC100(11b)(20db)

Data :#2

Date:2009/6/10

Time: 上午 11:46:41



Site: site #1	Polarization:	Temperature: 26 °C
Limit:	Power: AC 110V/60Hz	Humidity: 55 %
EUT:	Distance:	
M/N: 09-0141-SEO		
Mode: WiFi(11b)		
Note: CH01(2412MHz)		

No.	Mk.	Freq. MHz	Reading Level dBm	Correct Factor dB	Measure- ment dBm	Limit dBm	Over dB	Antenna Height cm	Table Degree degree	Comment
1	*	2417.500	6.88	1.00	7.88					peak
2		2912.500	-42.84	1.00	-41.84					peak

\*:Maximum data x:Over limit !:over margin

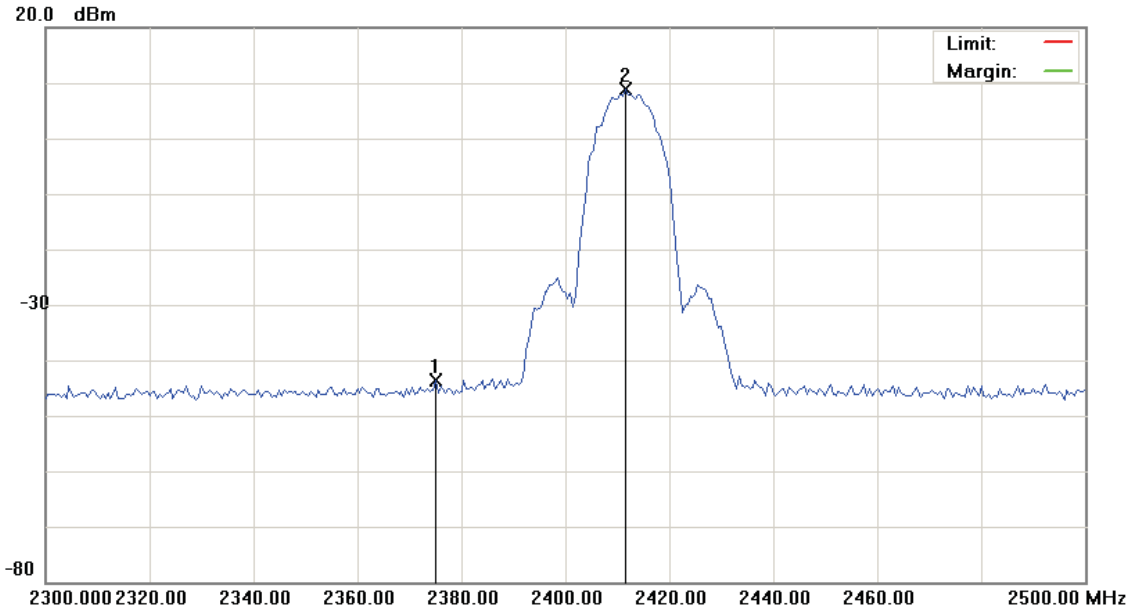


File:CLIC100(11b)(20db)

Data :#3

Date:2009/6/10

Time: 上午 11:46:54



Site: site #1  
 Limit:  
 EUT:  
 M/N: 09-0141-SEO  
 Mode: WiFi(11b)  
 Note: CH01(2412MHz)

Polarization:  
 Power: AC 110V/60Hz  
 Distance:

Temperature: 26 °C  
 Humidity: 55 %

No.	Mk.	Freq. MHz	Reading Level dBm	Correct Factor dB	Measure- ment dBm	Limit dBm	Over dB	Antenna Height cm	Table Degree degree	Detector	Comment
1		2375.000	-44.70	1.00	-43.70					peak	
2	*	2411.500	7.92	1.00	8.92					peak	

\*:Maximum data x:Over limit !:over margin

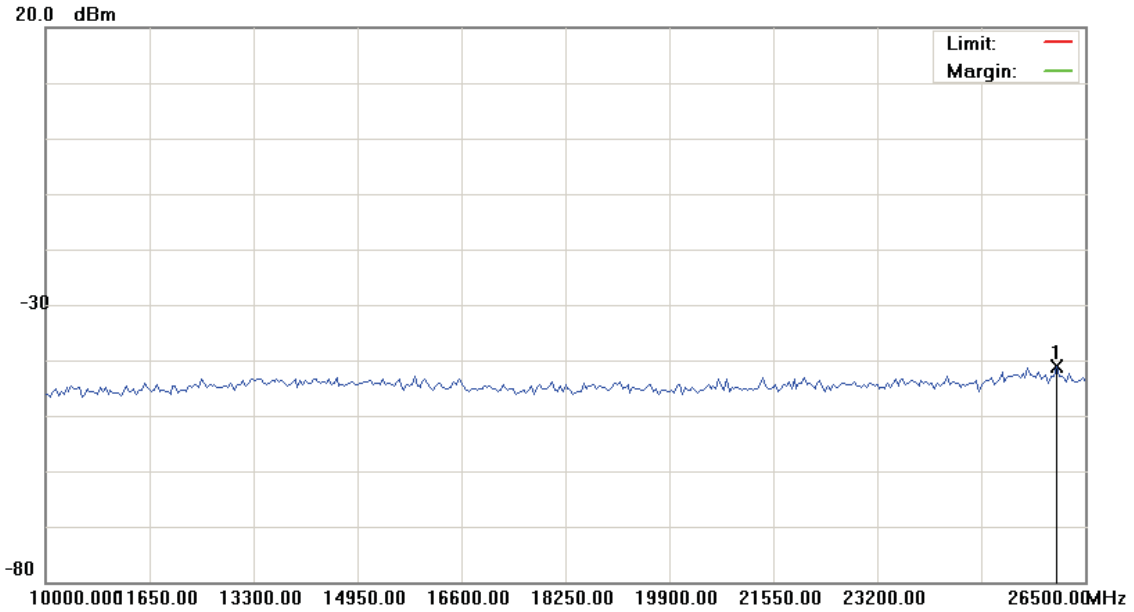


File:CLIC100(11b)(20db)

Data :#4

Date:2009/6/10

Time: 上午 11:47:08



Site: site #1	Polarization:	Temperature: 26 °C
Limit:	Power: AC 110V/60Hz	Humidity: 55 %
EUT:	Distance:	
M/N: 09-0141-SEO		
Mode: WiFi(11b)		
Note: CH01(2412MHz)		

No.	Mk.	Freq. MHz	Reading Level dBm	Correct Factor dB	Measure- ment dBm	Limit dBm	Over dB	Antenna Height cm	Table Degree degree	Comment
1	*	26046.250	-42.11	1.00	-41.11					peak

\*:Maximum data x:Over limit !:over margin

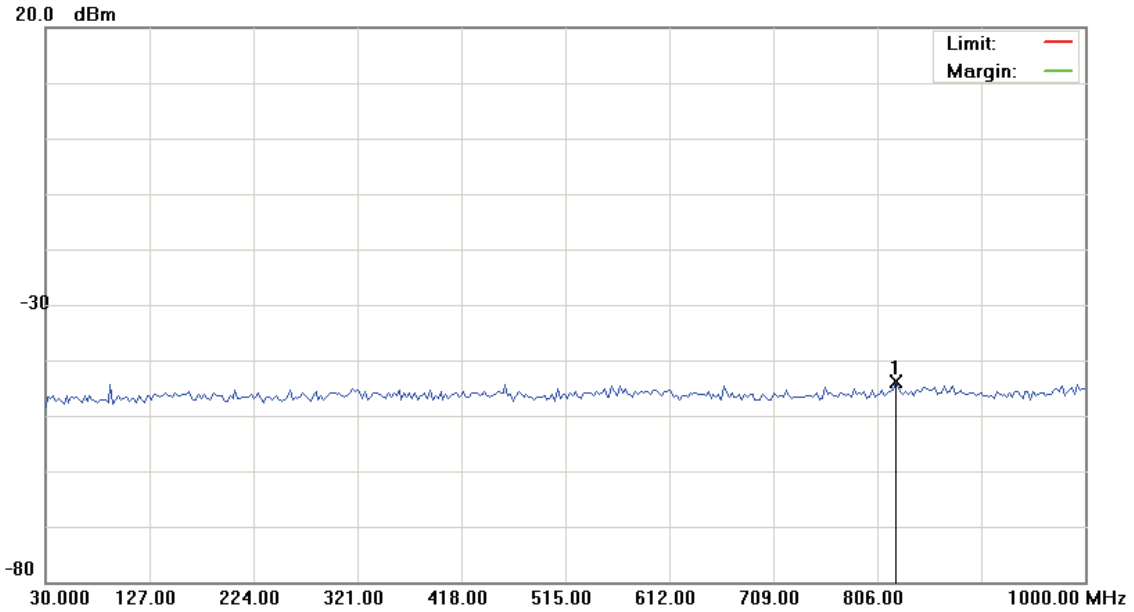


File:CLIC100(11b)(20db)

Data :#5

Date:2009/6/10

Time: 上午 11:48:03



Site: site #1	Polarization:	Temperature: 26 °C
Limit:	Power: AC 110V/60Hz	Humidity: 55 %
EUT:	Distance:	
M/N: 09-0141-SEO		
Mode: WiFi(11b)		
Note: CH06(2437MHz)		

No.	Mk.	Freq. MHz	Reading Level dBm	Correct Factor dB	Measure- ment dBm	Limit dBm	Over dB	Antenna Height cm	Table Degree degree	Comment
1	*	822.9750	-44.92	1.00	-43.92					peak

\*:Maximum data x:Over limit !:over margin



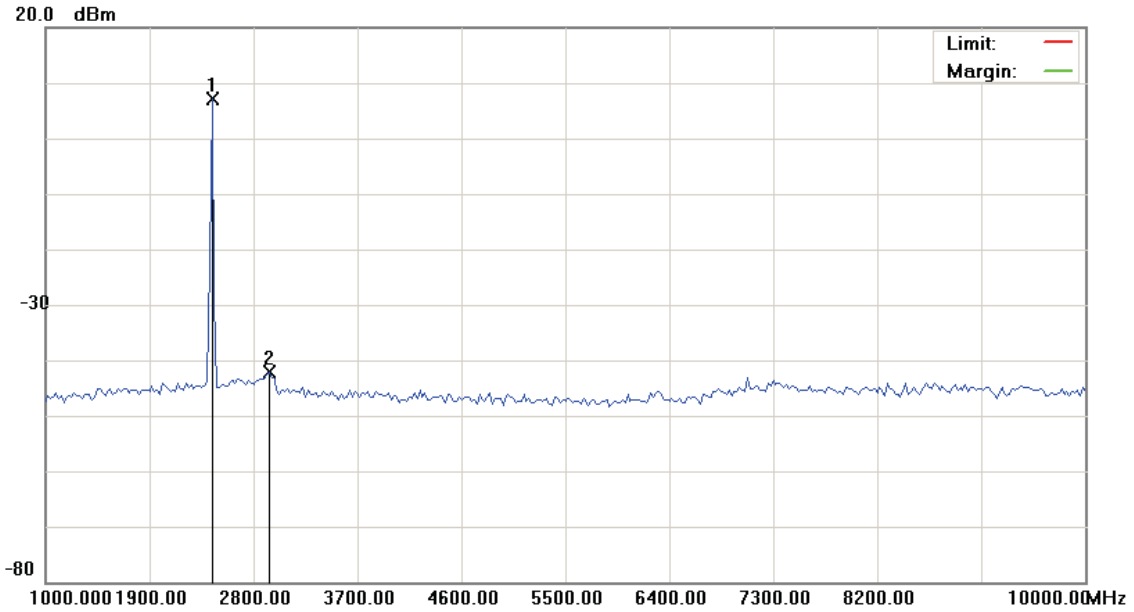


File:CLIC100(11b)(20db)

Data :#6

Date:2009/6/10

Time: 上午 11:48:16



Site: site #1  
 Limit:  
 EUT:  
 M/N: 09-0141-SEO  
 Mode: WiFi(11b)  
 Note: CH06(2437MHz)

Polarization:  
 Power: AC 110V/60Hz  
 Distance:

Temperature: 26 °C  
 Humidity: 55 %

No.	Mk.	Freq. MHz	Reading Level dBm	Correct Factor dB	Measure- ment dBm	Limit dBm	Over dB	Antenna Height cm	Table Degree degree	Comment
1	*	2440.000	6.16	1.00	7.16					peak
2		2935.000	-43.24	1.00	-42.24					peak

\*:Maximum data x:Over limit !:over margin

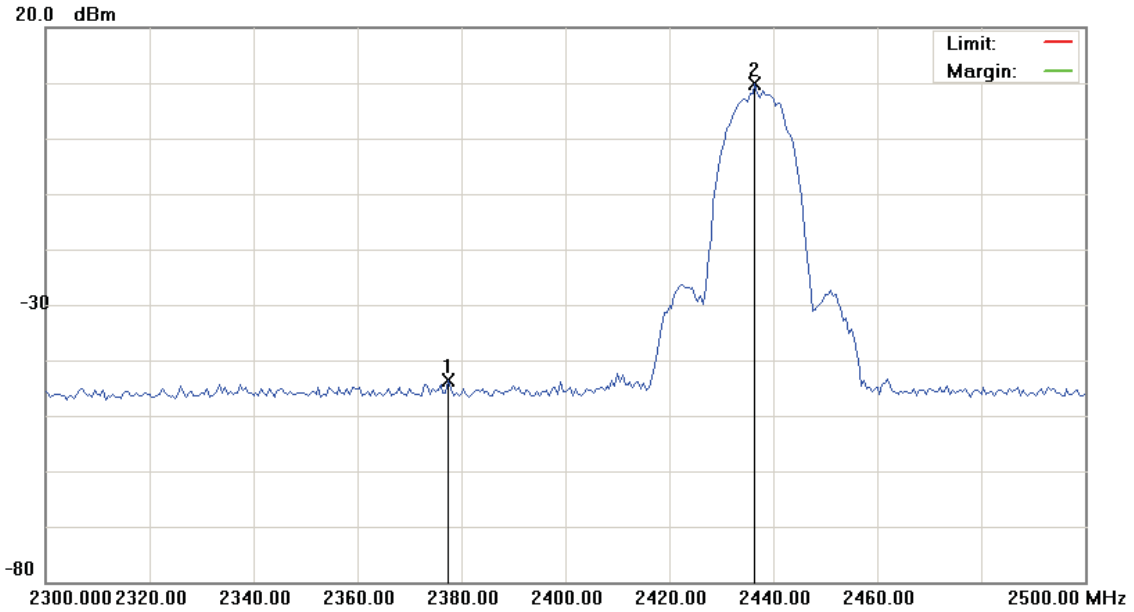


File:CLIC100(11b)(20db)

Data :#7

Date:2009/6/10

Time: 上午 11:48:30



Site: site #1	Polarization:	Temperature: 26 °C
Limit:	Power: AC 110V/60Hz	Humidity: 55 %
EUT:	Distance:	
M/N: 09-0141-SEO		
Mode: WiFi(11b)		
Note: CH06(2437MHz)		

No.	Mk.	Freq. MHz	Reading Level dBm	Correct Factor dB	Measure- ment dBm	Limit dBm	Over dB	Antenna Height cm	Table Degree degree	Comment
1		2377.500	-44.73	1.00	-43.73					peak
2	*	2436.500	8.94	1.00	9.94					peak

\*:Maximum data    x:Over limit    !:over margin

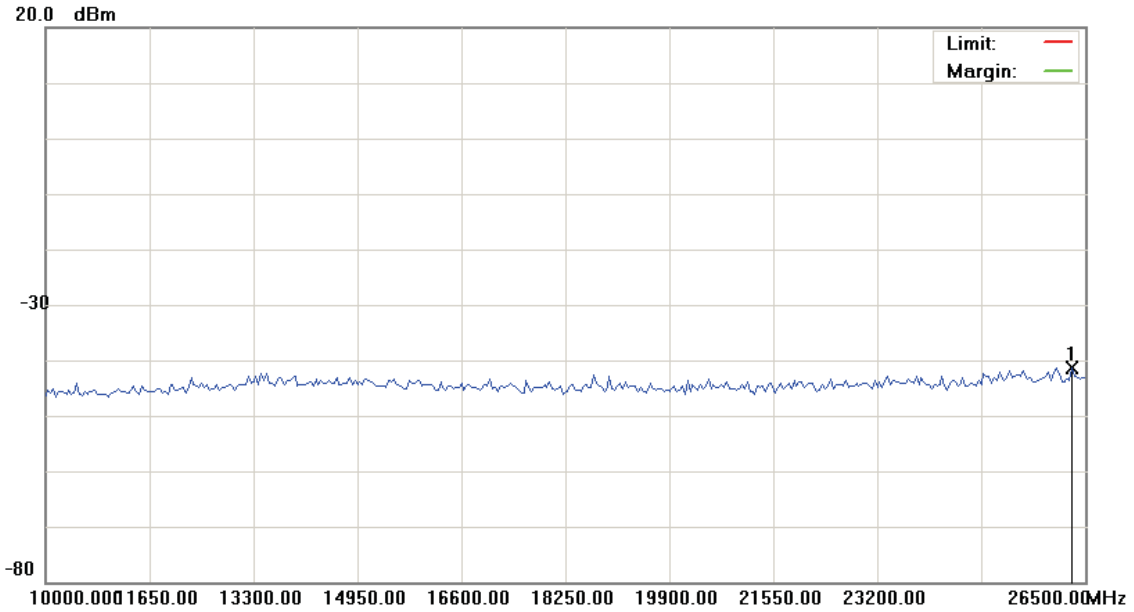


File:CLIC100(11b)(20db)

Data :#8

Date:2009/6/10

Time: 上午 11:48:44



Site: site #1	Polarization:	Temperature: 26 °C
Limit:	Power: AC 110V/60Hz	Humidity: 55 %
EUT:	Distance:	
M/N: 09-0141-SEO		
Mode: WiFi(11b)		
Note: CH06(2437MHz)		

No.	Mk.	Freq. MHz	Reading Level dBm	Correct Factor dB	Measure- ment dBm	Limit dBm	Over dB	Antenna Height cm	Table Degree degree	Comment
1	*	26293.750	-42.42	1.00	-41.42					peak

\*:Maximum data x:Over limit !:over margin

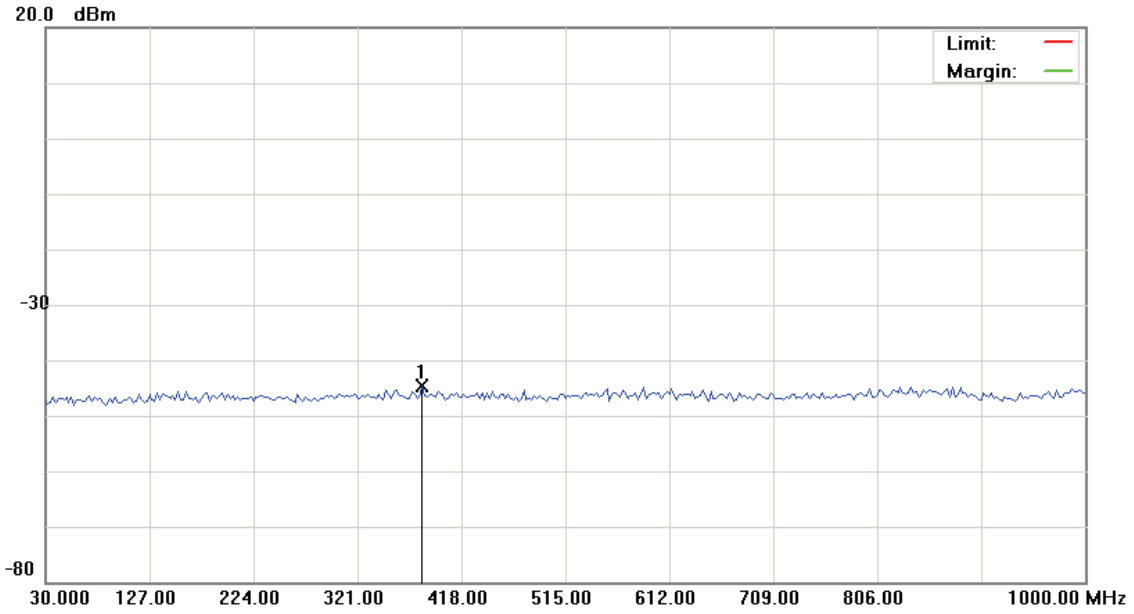


File:CLIC100(11b)(20db)

Data :#9

Date:2009/6/10

Time: 上午 11:49:33



Site: site #1  
 Limit:  
 EUT:  
 M/N: 09-0141-SEO  
 Mode: WiFi(11b)  
 Note: CH11(2462MHz)

Polarization:  
 Power: AC 110V/60Hz  
 Distance:

Temperature: 26 °C  
 Humidity: 55 %

No.	Mk.	Freq. MHz	Reading Level dBm	Correct Factor dB	Measure- ment dBm	Limit dBm	Over dB	Antenna Height cm	Table Degree degree	Comment
1	*	381.6250	-45.73	1.00	-44.73					peak

\*:Maximum data x:Over limit !:over margin

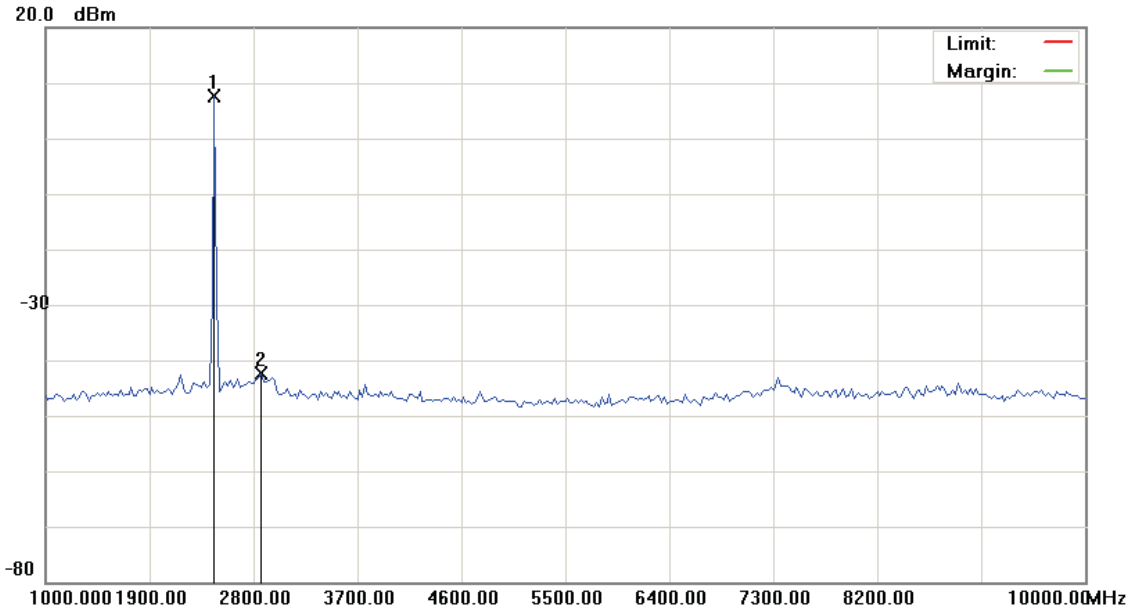


File:CLIC100(11b)(20db)

Data :#10

Date:2009/6/10

Time: 上午 11:49:47



Site: site #1	Polarization:	Temperature: 26 °C
Limit:	Power: AC 110V/60Hz	Humidity: 55 %
EUT:	Distance:	
M/N: 09-0141-SEO		
Mode: WiFi(11b)		
Note: CH11(2462MHz)		

No.	Mk.	Freq. MHz	Reading Level dBm	Correct Factor dB	Measure- ment dBm	Limit dBm	Over dB	Antenna Height cm	Table Degree degree	Comment
1	*	2462.500	6.64	1.00	7.64					peak
2		2867.500	-43.46	1.00	-42.46					peak

\*:Maximum data x:Over limit !:over margin

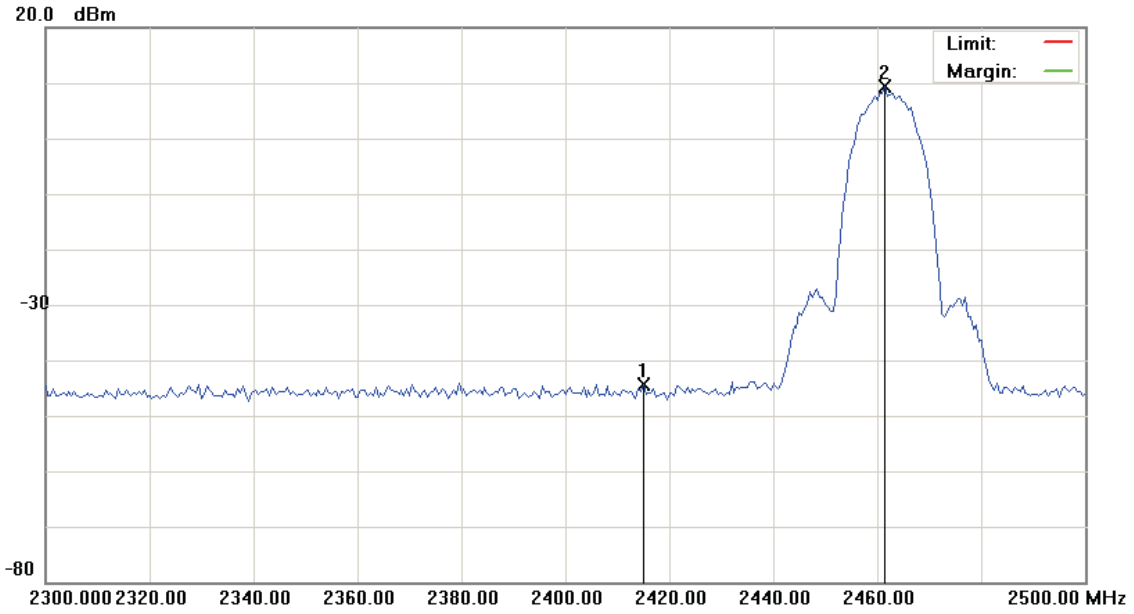


File:CLIC100(11b)(20db)

Data :#11

Date:2009/6/10

Time: 上午 11:50:00



Site: site #1  
 Limit:  
 EUT:  
 M/N: 09-0141-SEO  
 Mode: WiFi(11b)  
 Note: CH11(2462MHz)

Polarization:  
 Power: AC 110V/60Hz  
 Distance:

Temperature: 26 °C  
 Humidity: 55 %

No.	Mk.	Freq. MHz	Reading Level dBm	Correct Factor dB	Measure- ment dBm	Limit dBm	Over dB	Antenna Height cm	Table Degree degree	Detector	Comment
1		2415.000	-45.34	1.00	-44.34					peak	
2	*	2461.500	8.37	1.00	9.37					peak	

\*:Maximum data x:Over limit !:over margin

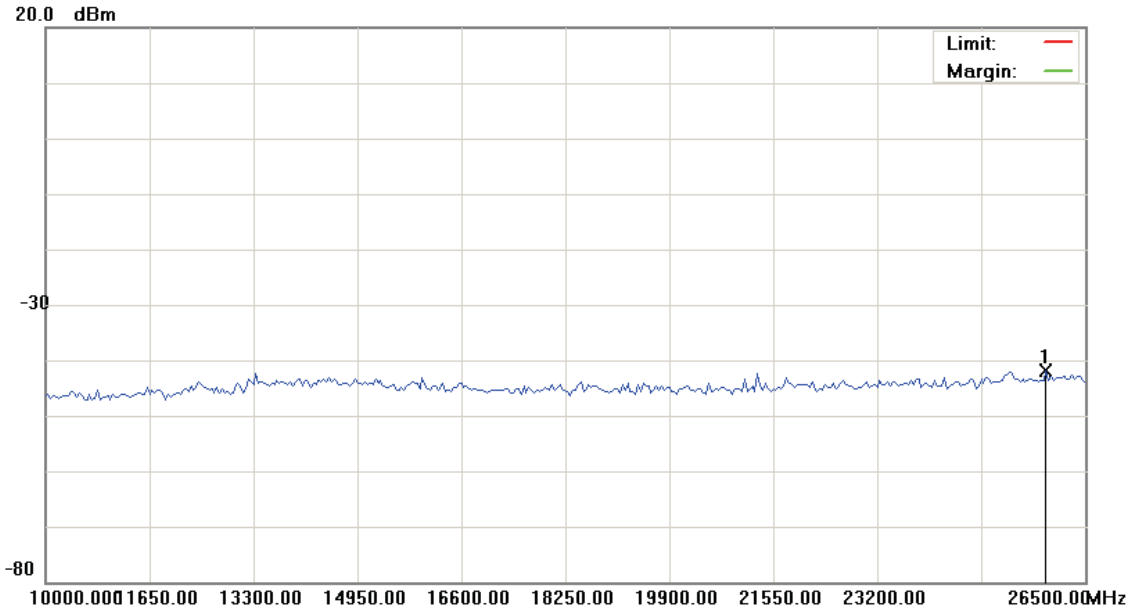


File:CLIC100(11b)(20db)

Data :#12

Date:2009/6/10

Time: 上午 11:50:14



Site: site #1	Polarization:	Temperature: 26 °C
Limit:	Power: AC 110V/60Hz	Humidity: 55 %
EUT:	Distance:	
M/N: 09-0141-SEO		
Mode: WiFi(11b)		
Note: CH11(2462MHz)		

No.	Mk.	Freq.	Reading Level	Correct Factor	Measurement	Limit	Over	Antenna Height	Table Degree	Detector	Comment
		MHz	dBm	dB	dBm	dBm	dB	cm	degree		
1	*	25881.250	-42.91	1.00	-41.91					peak	

\*:Maximum data x:Over limit !:over margin



### 7.5.2 802.11g Test Graphs

Please refer to next page of detail testing data.



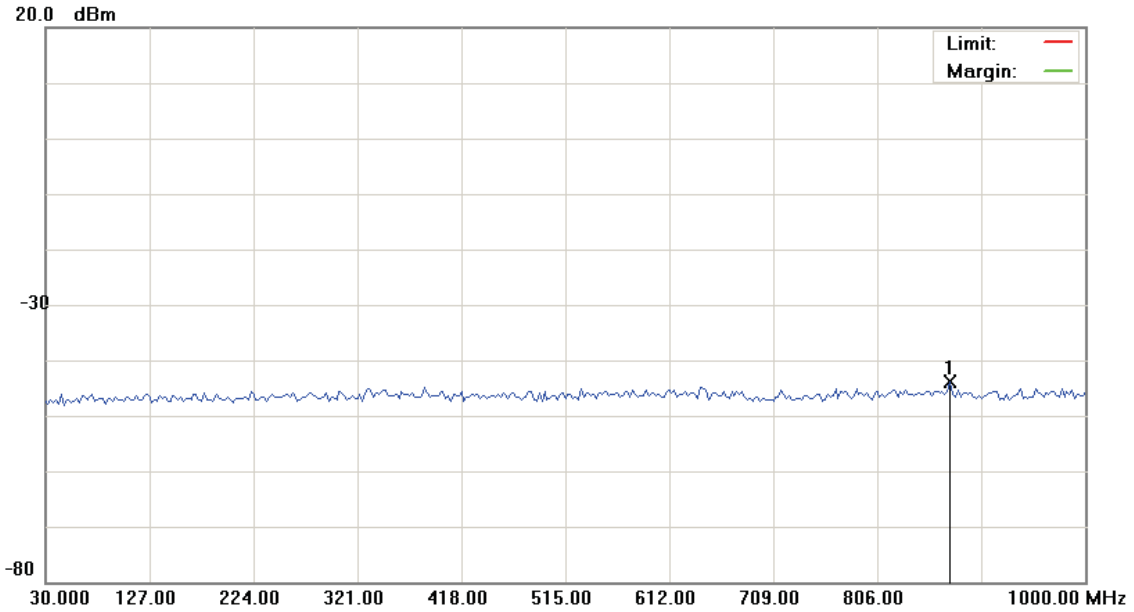


File:CLIC100(11g)(20db)

Data :#1

Date:2009/6/10

Time: 上午 11:38:57



Site: site #1	Polarization:	Temperature: 26 °C
Limit:	Power: AC 110V/60Hz	Humidity: 55 %
EUT:	Distance:	
M/N: 09-0141-SEO		
Mode: WiFi(11g)		
Note: CH01(2412MHz)		

No.	Mk.	Freq.	Reading Level	Correct Factor	Measurement	Limit	Over	Antenna Height	Table Degree
		MHz	dBm	dB	dBm	dBm	dB	cm	degree
1	*	873.9000	-44.86	1.00	-43.86				

\*:Maximum data x:Over limit !:over margin

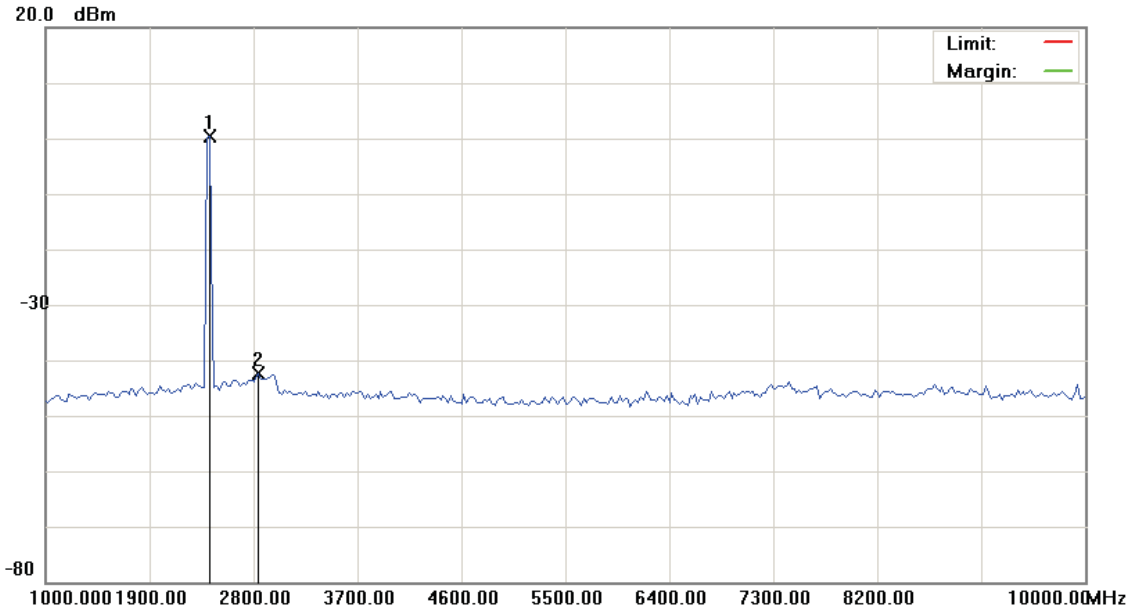


File:CLIC100(11g)(20db)

Data :#2

Date:2009/6/10

Time: 上午 11:39:11



Site: site #1  
 Limit:  
 EUT:  
 M/N: 09-0141-SEO  
 Mode: WiFi(11g)  
 Note: CH01(2412MHz)

Polarization:  
 Power: AC 110V/60Hz  
 Distance:

Temperature: 26 °C  
 Humidity: 55 %

No.	Mk.	Freq. MHz	Reading Level dBm	Correct Factor dB	Measure- ment dBm	Limit dBm	Over dB	Antenna Height cm	Table Degree degree	Detector	Comment
1	*	2417.500	-0.73	1.00	0.27					peak	
2		2845.000	-43.34	1.00	-42.34					peak	

\*:Maximum data x:Over limit !:over margin

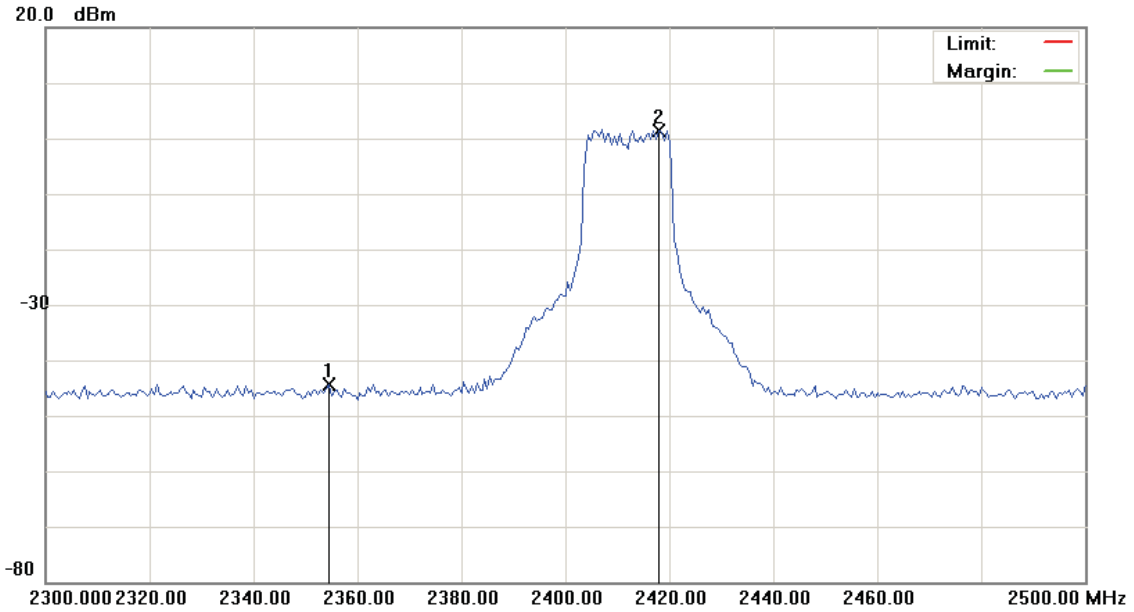


File:CLIC100(11g)(20db)

Data :#3

Date:2009/6/10

Time: 上午 11:39:24



Site: site #1  
 Limit:  
 EUT:  
 M/N: 09-0141-SEO  
 Mode: WiFi(11g)  
 Note: CH01(2412MHz)

Polarization:  
 Power: AC 110V/60Hz  
 Distance:

Temperature: 26 °C  
 Humidity: 55 %

No.	Mk.	Freq. MHz	Reading Level dBm	Correct Factor dB	Measure- ment dBm	Limit dBm	Over dB	Antenna Height cm	Table Degree degree	Comment
1		2354.500	-45.32	1.00	-44.32					peak
2	*	2418.000	0.48	1.00	1.48					peak

\*:Maximum data x:Over limit !:over margin



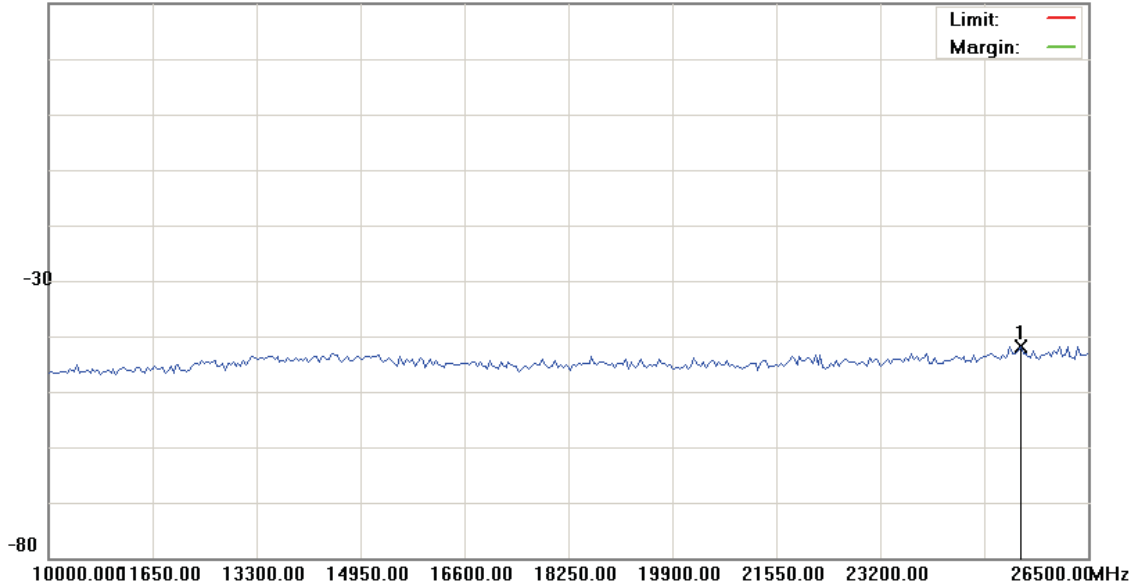
File:CLIC100(11g)(20db)

Data :#4

Date:2009/6/10

Time: 上午 11:39:38

20.0 dBm



Site: site #1	Polarization:	Temperature: 26 °C
Limit:	Power: AC 110V/60Hz	Humidity: 55 %
EUT:	Distance:	
M/N: 09-0141-SEO		
Mode: WiFi(11g)		
Note: CH01(2412MHz)		

No.	Mk.	Freq. MHz	Reading Level dBm	Correct Factor dB	Measure- ment dBm	Limit dBm	Over dB	Antenna Height cm	Table Degree degree	Comment
1	*	25427.500	-42.76	1.00	-41.76					peak

\*:Maximum data x:Over limit !:over margin

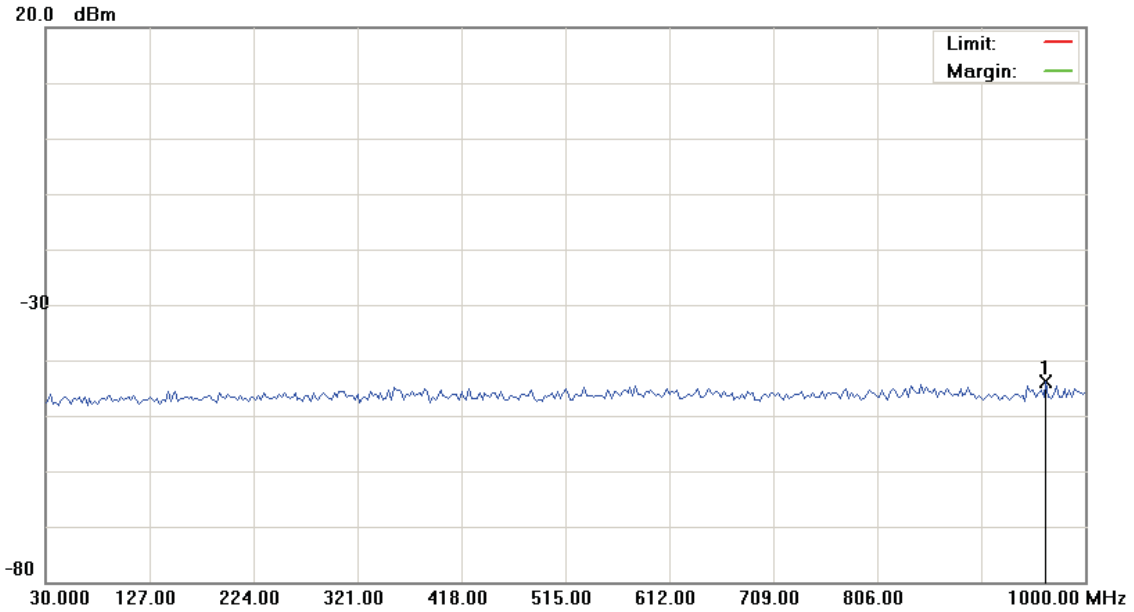


File:CLIC100(11g)(20db)

Data :#5

Date:2009/6/10

Time: 上午 11:42:32



Site: site #1	Polarization:	Temperature: 26 °C
Limit:	Power: AC 110V/60Hz	Humidity: 55 %
EUT:	Distance:	
M/N: 09-0141-SEO		
Mode: WiFi(11g)		
Note: CH06(2437MHz)		

No.	Mk.	Freq.	Reading Level	Correct Factor	Measurement	Limit	Over	Antenna Height	Table Degree	Detector	Comment
		MHz	dBm	dB	dBm	dBm	dB	cm	degree		
1	*	963.6250	-44.97	1.00	-43.97					peak	

\*:Maximum data x:Over limit !:over margin

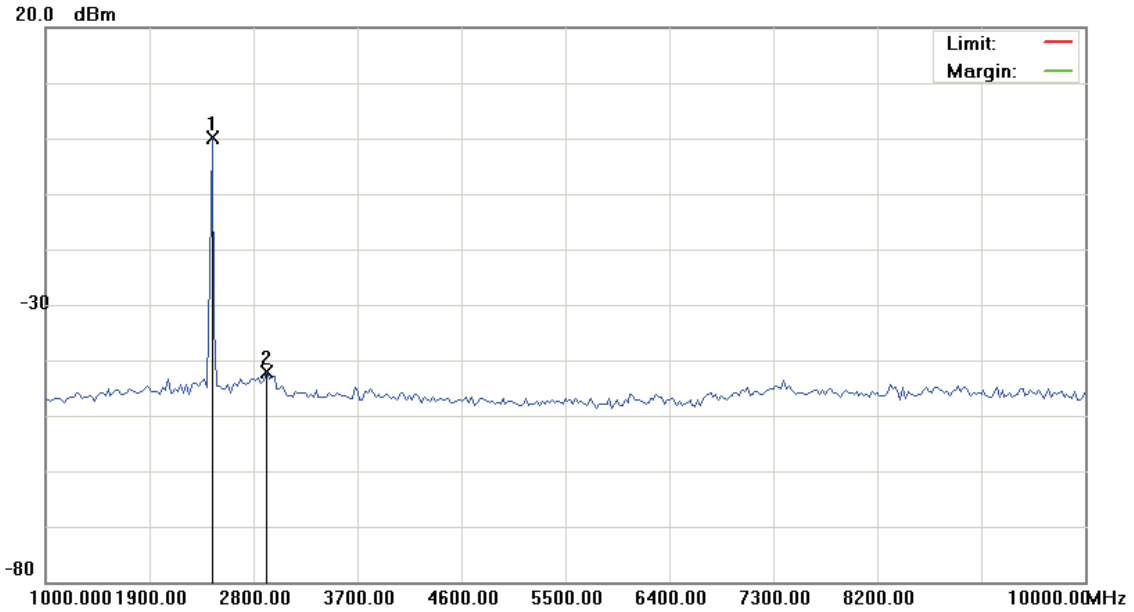


File:CLIC100(11g)(20db)

Data :#6

Date:2009/6/10

Time: 上午 11:42:45



Site: site #1  
 Limit:  
 EUT:  
 M/N: 09-0141-SEO  
 Mode: WiFi(11g)  
 Note: CH06(2437MHz)

Polarization:  
 Power: AC 110V/60Hz  
 Distance:

Temperature: 26 °C  
 Humidity: 55 %

No.	Mk.	Freq. MHz	Reading Level dBm	Correct Factor dB	Measure- ment dBm	Limit dBm	Over dB	Antenna Height cm	Table Degree degree	Comment
1	*	2440.000	-0.78	1.00	0.22					peak
2		2912.500	-43.13	1.00	-42.13					peak

\*:Maximum data x:Over limit !:over margin

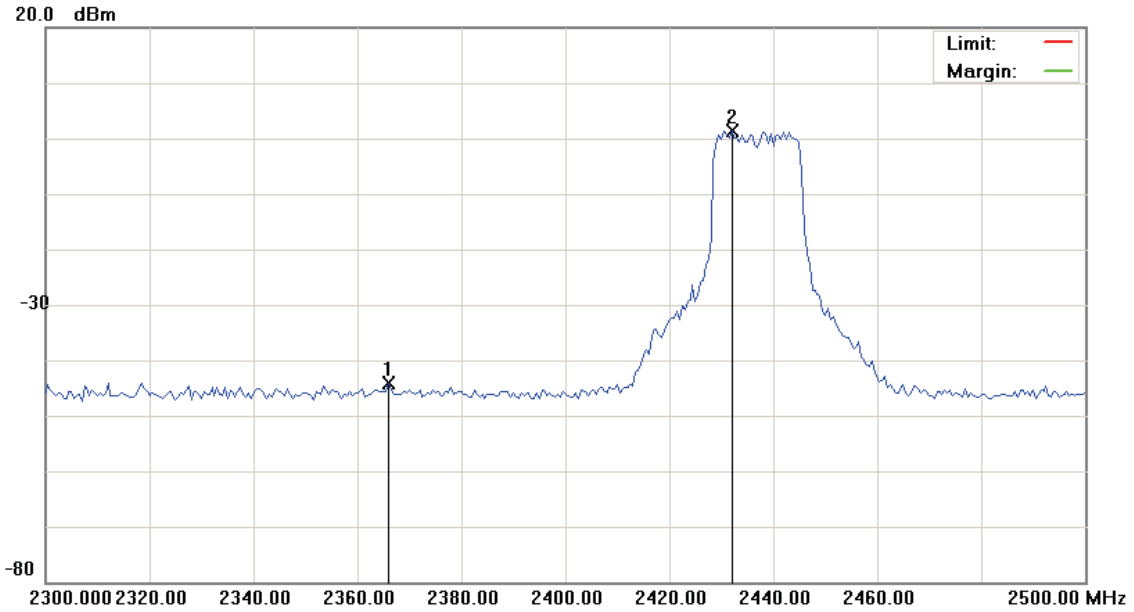


File:CLIC100(11g)(20db)

Data :#7

Date:2009/6/10

Time: 上午 11:42:59



Site: site #1  
 Limit:  
 EUT:  
 M/N: 09-0141-SEO  
 Mode: WiFi(11g)  
 Note: CH06(2437MHz)

Polarization:  
 Power: AC 110V/60Hz  
 Distance:

Temperature: 26 °C  
 Humidity: 55 %

No.	Mk.	Freq. MHz	Reading Level dBm	Correct Factor dB	Measure- ment dBm	Limit dBm	Over dB	Antenna Height cm	Table Degree degree	Comment
1		2366.000	-45.11	1.00	-44.11					peak
2	*	2432.000	0.49	1.00	1.49					peak

\*:Maximum data x:Over limit !:over margin

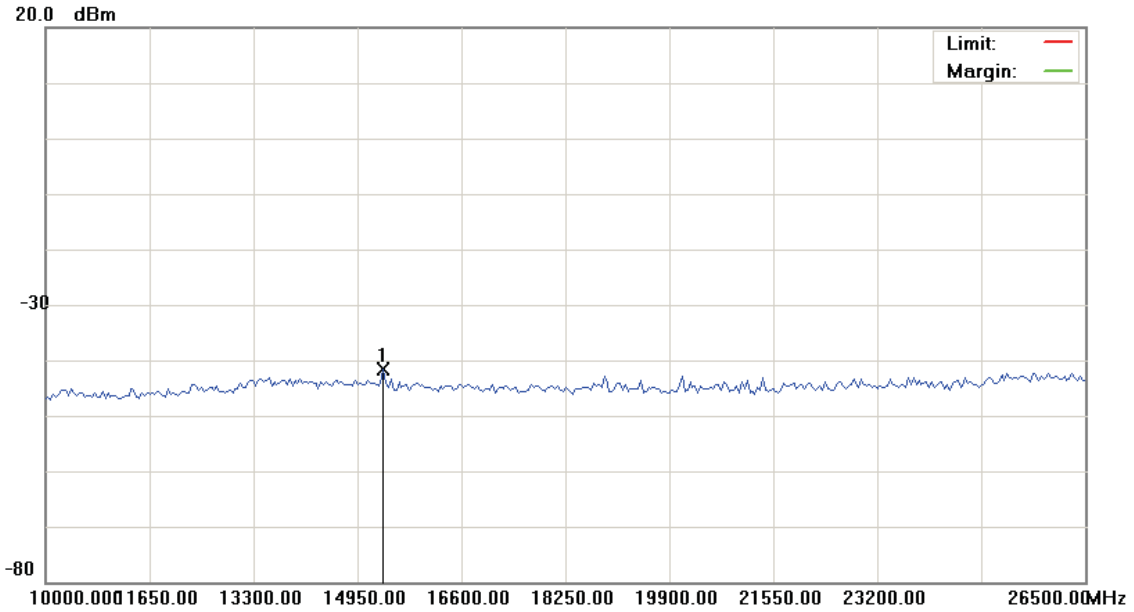


File:CLIC100(11g)(20db)

Data :#8

Date:2009/6/10

Time: 上午 11:43:13



Site: site #1	Polarization:	Temperature: 26 °C
Limit:	Power: AC 110V/60Hz	Humidity: 55 %
EUT:	Distance:	
M/N: 09-0141-SEO		
Mode: WiFi(11g)		
Note: CH06(2437MHz)		

No.	Mk.	Freq.	Reading Level	Correct Factor	Measurement	Limit	Over	Antenna Height	Table Degree	Detector	Comment
		MHz	dBm	dB	dBm	dBm	dB	cm	degree		
1	*	15362.500	-42.71	1.00	-41.71					peak	

\*:Maximum data x:Over limit !:over margin



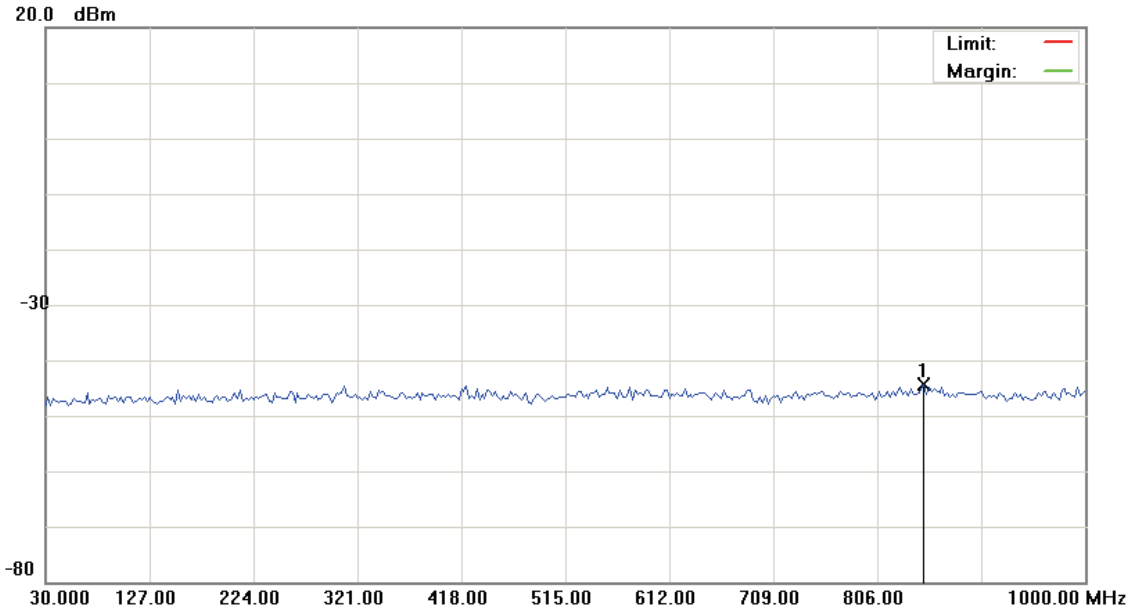


File:CLIC100(11g)(20db)

Data :#9

Date:2009/6/10

Time: 上午 11:44:01



Site: site #1	Polarization:	Temperature: 26 °C
Limit:	Power: AC 110V/60Hz	Humidity: 55 %
EUT:	Distance:	
M/N: 09-0141-SEO		
Mode: WiFi(11g)		
Note: CH11(2462MHz)		

No.	Mk.	Freq. MHz	Reading Level dBm	Correct Factor dB	Measure- ment dBm	Limit dBm	Over dB	Antenna Height cm	Table Degree degree	Comment
1	*	849.6500	-45.48	1.00	-44.48					peak

\*:Maximum data x:Over limit !:over margin

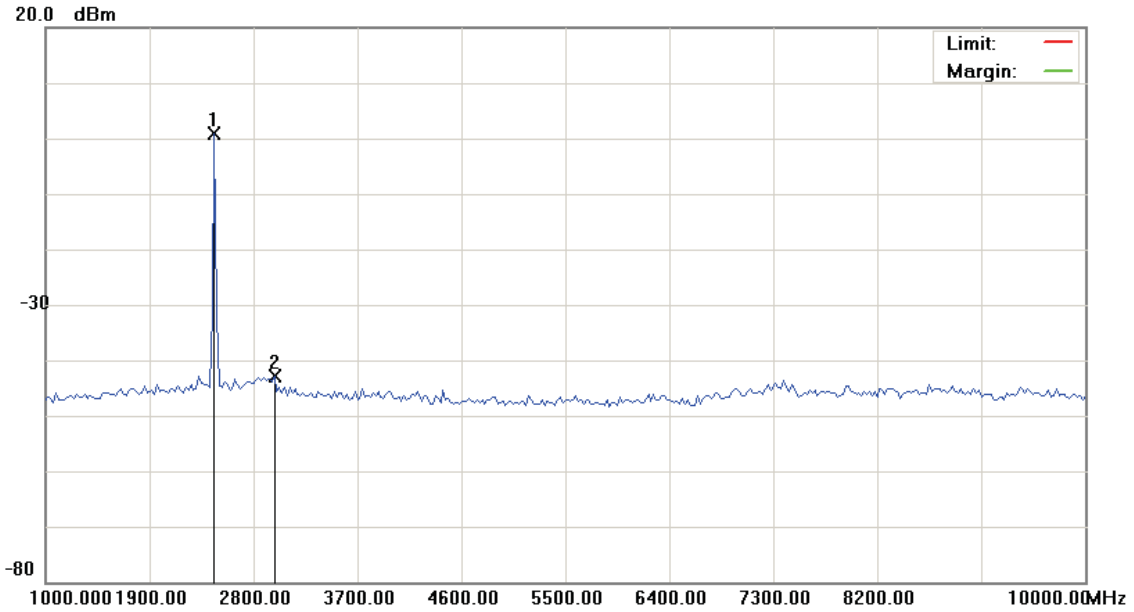


File:CLIC100(11g)(20db)

Data :#10

Date:2009/6/10

Time: 上午 11:44:15



Site: site #1	Polarization:	Temperature: 26 °C
Limit:	Power: AC 110V/60Hz	Humidity: 55 %
EUT:	Distance:	
M/N: 09-0141-SEO		
Mode: WiFi(11g)		
Note: CH11(2462MHz)		

No.	Mk.	Freq. MHz	Reading Level dBm	Correct Factor dB	Measure- ment dBm	Limit dBm	Over dB	Antenna Height cm	Table Degree degree	Comment
1	*	2462.500	-0.17	1.00	0.83					peak
2		2980.000	-43.89	1.00	-42.89					peak

\*:Maximum data x:Over limit !:over margin



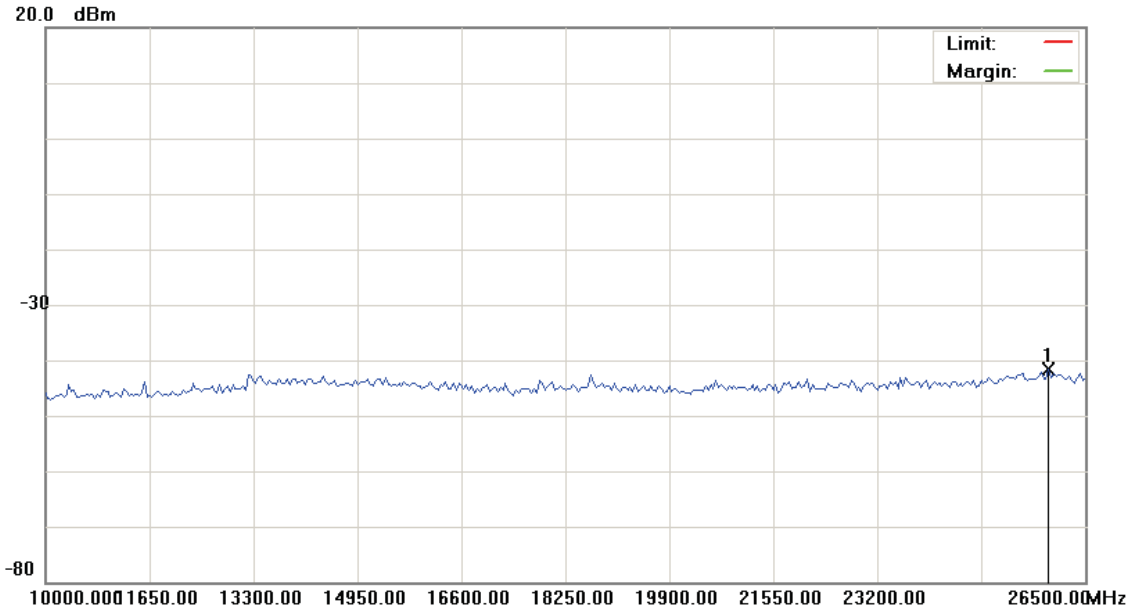


File:CLIC100(11g)(20db)

Data :#12

Date:2009/6/10

Time: 上午 11:44:43



Site: site #1	Polarization:	Temperature: 26 °C
Limit:	Power: AC 110V/60Hz	Humidity: 55 %
EUT:	Distance:	
M/N: 09-0141-SEO		
Mode: WiFi(11g)		
Note: CH11(2462MHz)		

No.	Mk.	Freq.	Reading Level	Correct Factor	Measurement	Limit	Over	Antenna Height	Table Degree
		MHz	dBm	dB	dBm	dBm	dB	cm	degree
1	*	25922.500	-42.63	1.00	-41.63				

\*:Maximum data x:Over limit !:over margin

## 8. Band Edges Requirements

### 8.1 Test Condition & Setup:

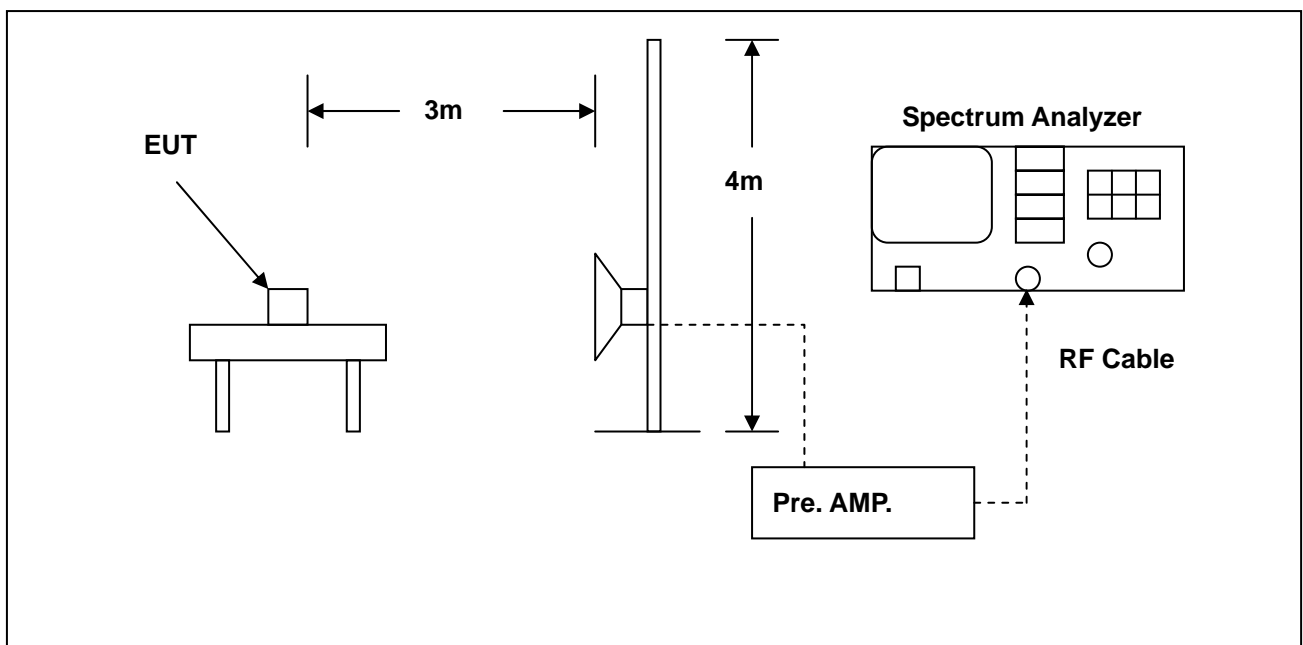
The EUT was setup to ANSI C63.4, 2003; tested to DTS test procedure of Oct 2002 KDB558074 for compliance to FCC 47CFR 15.247 requirements.

The emissions on the harmonics frequencies, the limits, and the margin of compliance are presented. These tests were made when the transmitter was in full radiated power. The additional test was performed to show compliance with the requirement at the band-edge frequency 2483.5 MHz and up to 2500 MHz and at 2390.0 MHz.

The transmitter was configured with the worst case antenna and setup to transmit at the highest channel. Then the field strength was measured at 2483.5 MHz.

The transmitter was then configured with the worst case antenna and setup to transmit at the lowest channel. Then the field strength was measured at 2390.0 MHz. These tests were performed at 4 different bit rates.

### 8.2 Test Instruments Configuration:





### 8.3 Test Equipment List:

Describe	Manufacturer	Model	Serial Number	Calibration	
				Cal. Date	Due Date
Spectrum Analyzer	Agilent	E4408B	MY45107753	Jun. 08, 2009	Jun. 08, 2010
Pre Amplifier	Agilent	8449B	3008A02237	Jun. 08, 2009	Jun. 08, 2010
Horn Antenna	SCHWARZBECK MESS-ELEKTRONIK	BBHA9120D	9120D-550	Jun. 26, 2008	Jun. 26, 2009

### 8.4 Test Result:

#### 8.4.1 Test Result:

Applicant : HTC Corporation  
Model No : CLIC100  
EUT : PDA Phone  
Test Mode : 802.11b Low CH & High CH  
Test Date : 06/10/2009

Test Graphs See next page.

Notes:

1. Margin= Amplitude - Limits
2. Height of table for EUT placed: 0.8 Meter.
3. ANT= Antenna height.
4. Duty= Duty cycle correction factor.
5. Dis= Distance extrapolation factor.
6. Amplitude= Reading Amplitude – Amplifier gain + Cable loss + Antenna factor  
(Auto calculate in spectrum analyzer)
7. Actual Amp= Amplitude – Duty – Dis.



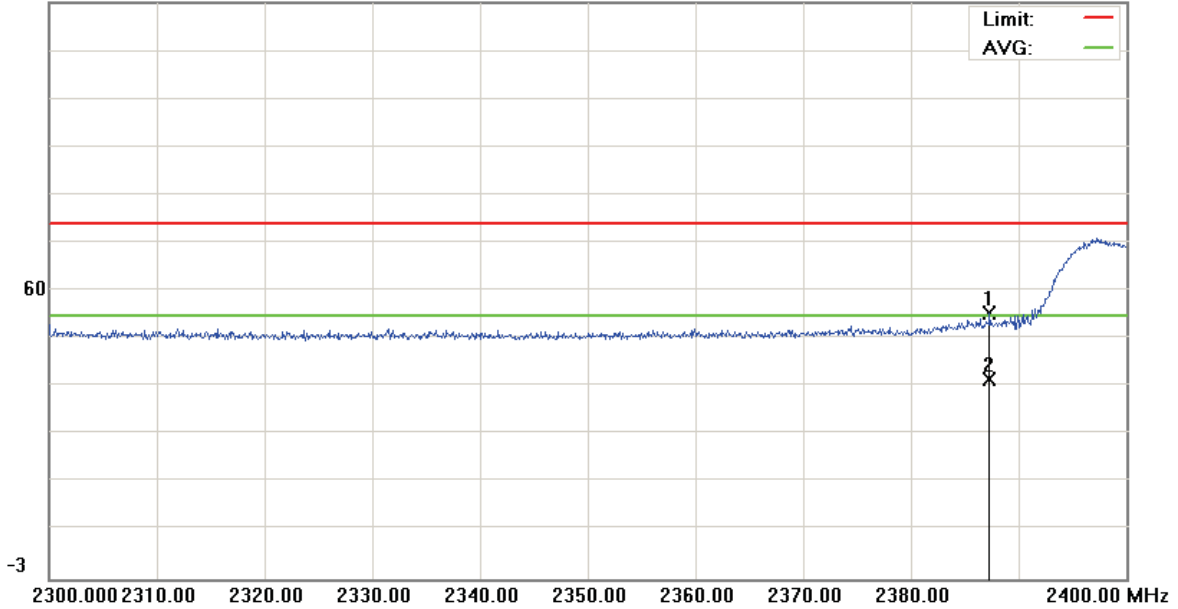
File :CLIC100(BAND EDGE)

Data :#1

Date: 2009/6/10

Time: 下午 08:44:09

122.0 dBuV



Site Polarization: **Vertical** Temperature: 22 °C  
 Limit: FCC part 15 (PK) Power: Humidity: 60 %  
 EUT: Distance: 3m  
 M/N: 09-0141-SE  
 Mode: BAND EDGE  
 Note: 2412MHz · Antenna100cm · POWER=1  
 10G - 18G AV PRE Scan Att:0 ; REF:95 ; Range:95(EUT Power Lever:255)

No.	Mk.	Freq. MHz	Reading Level dBuV	Correct Factor dB	Measure- ment dBuV	Limit dBuV	Over dB	Detector	Antenna Height cm	Table Degree degree	Comment
1		2387.300	54.51	0.16	54.67	74.00	-19.33	peak			
2	*	2387.300	40.24	0.16	40.40	54.00	-13.60	AVG			

\*:Maximum data x:Over limit !:over margin

●Reference Only



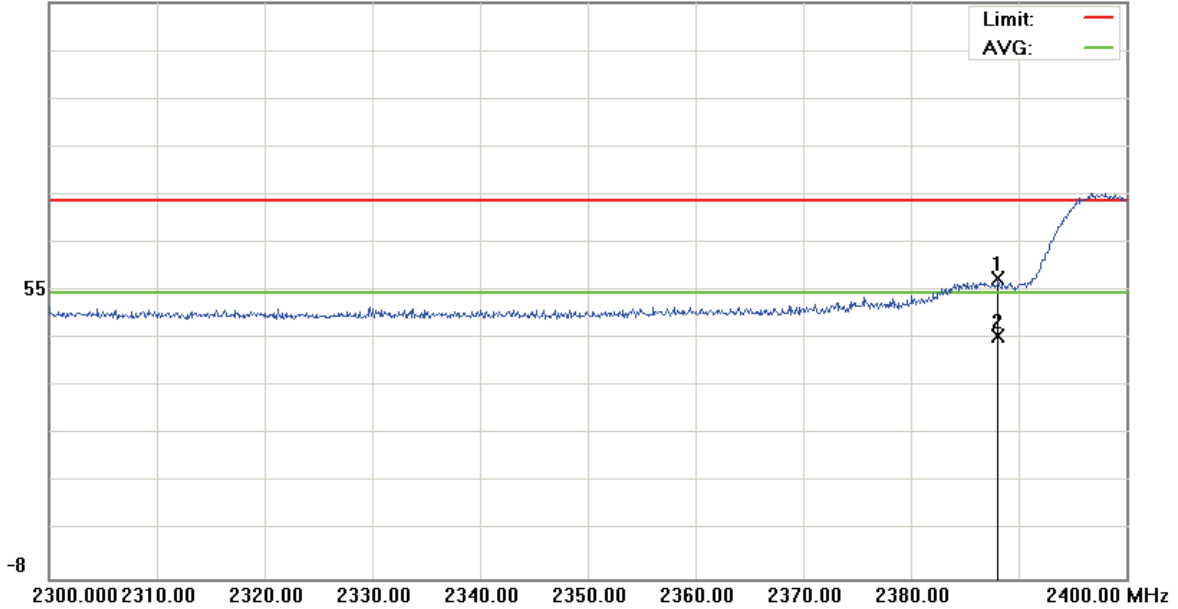
File :CLIC100(BAND EDGE)

Data :#5

Date: 2009/6/10

Time: 下午 09:13:18

117.0 dBuV



Site Polarization: *Horizontal* Temperature: 22 °C  
 Limit: FCC part 15 (PK) Power: Humidity: 60 %  
 EUT: Distance: 3m  
 M/N: 09-0141-SE  
 Mode: BAND EDGE  
 Note: 2462MHz · Antenna124cm · POWER=1  
 10G - 18G AV PRE Scan Att:0 ; REF:95 ; Range:95(EUT Power Lever:255)

No.	Mk.	Freq. MHz	Reading Level dBuV	Correct Factor dB	Measure- ment dBuV	Limit dBuV	Over dB	Detector	Antenna Height cm	Table Degree degree	Comment
1		2388.100	56.88	0.16	57.04	74.00	-16.96	peak			
2	*	2388.100	44.35	0.16	44.51	54.00	-9.49	AVG			

\*:Maximum data x:Over limit !:over margin

●Reference Only





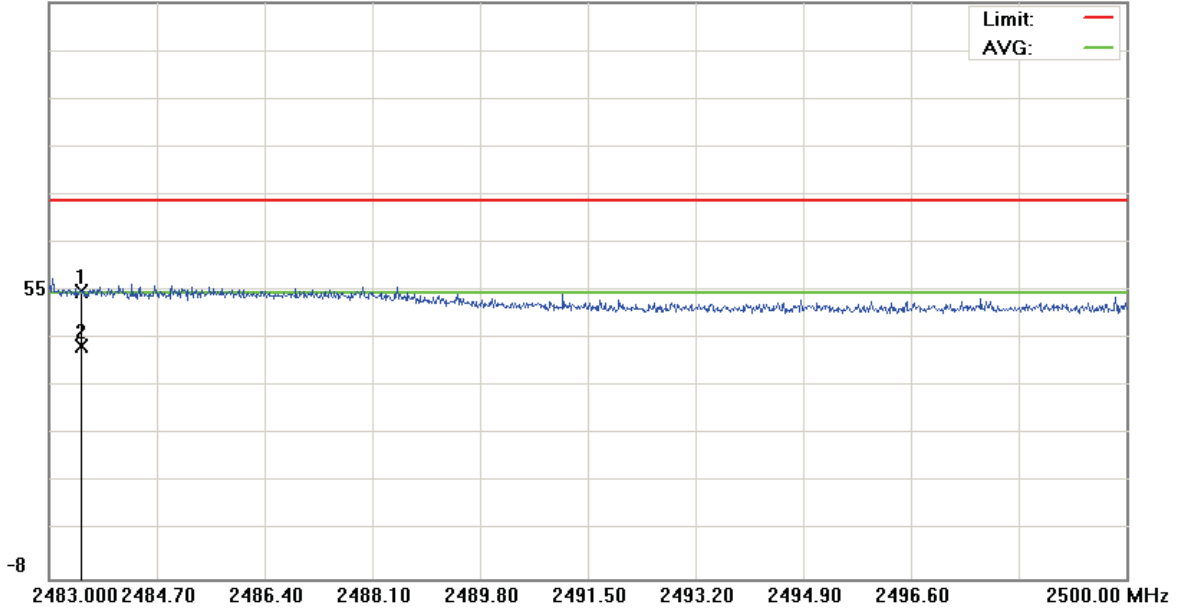
File :CLIC100(BAND EDGE)

Data :#3

Date: 2009/6/10

Time: 下午 08:54:49

117.0 dBuV



Site Polarization: **Vertical** Temperature: 22 °C  
 Limit: FCC part 15 (PK) Power: Humidity: 60 %  
 EUT: Distance: 3m  
 M/N: 09-0141-SE  
 Mode: BAND EDGE  
 Note: 2462MHz · Antenna104cm · POWER=1  
 10G - 18G AV PRE Scan Att:0 ; REF:95 ; Range:95(EUT Power Lever:255)

No.	Mk.	Freq. MHz	Reading Level dBuV	Correct Factor dB	Measure- ment dBuV	Limit dBuV	Over dB	Detector	Antenna Height cm	Table Degree degree	Comment
1		2483.510	54.02	0.25	54.27	74.00	-19.73	peak			
2	*	2483.510	42.26	0.25	42.51	54.00	-11.49	AVG			

\*:Maximum data x:Over limit !:over margin

●Reference Only



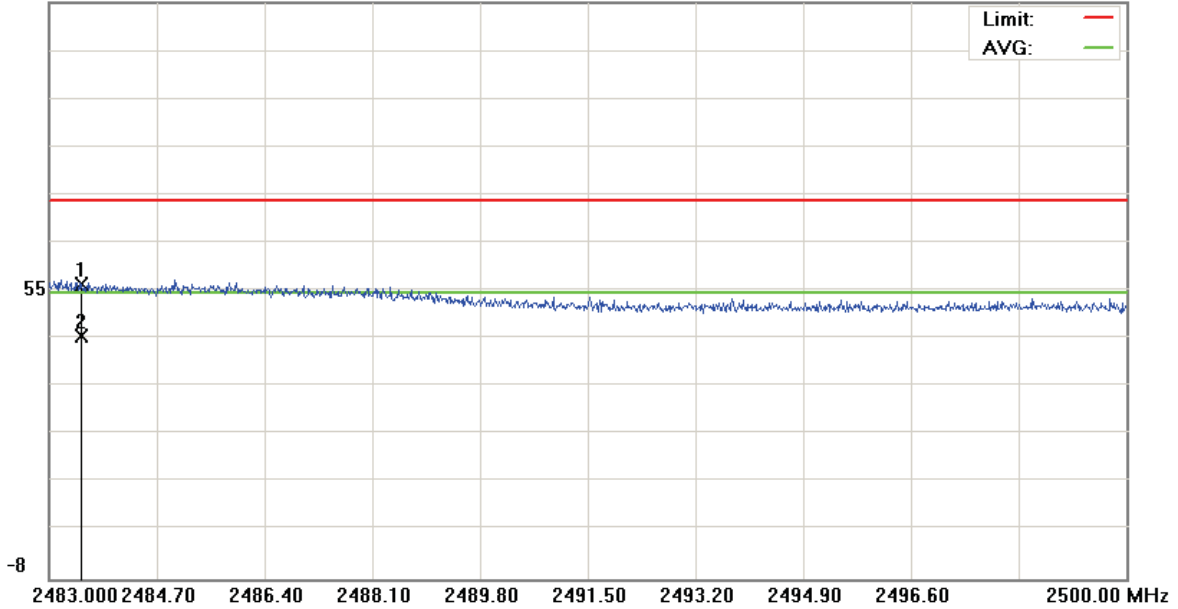
File :CLIC100(BAND EDGE)

Data :#7

Date: 2009/6/10

Time: 下午 09:02:28

117.0 dBuV



Site Polarization: **Horizontal** Temperature: 22 °C  
 Limit: FCC part 15 (PK) Power: Humidity: 60 %  
 EUT: Distance: 3m  
 M/N: 09-0141-SE  
 Mode: BAND EDGE  
 Note: 2462MHz · Antenna104cm · POWER=1  
 10G - 18G AV PRE Scan Att:0 ; REF:95 ; Range:95(EUT Power Lever:255)

No.	Mk.	Freq. MHz	Reading Level dBuV	Correct Factor dB	Measure- ment dBuV	Limit dBuV	Over dB	Detector	Antenna Height cm	Table Degree degree	Comment
1		2483.510	55.57	0.25	55.82	74.00	-18.18	peak			
2	*	2483.510	44.54	0.25	44.79	54.00	-9.21	AVG			

\*:Maximum data x:Over limit !:over margin

●Reference Only



#### 8.4.2 Test Result:

Applicant : HTC Corporation  
Model No : CLIC100  
EUT : PDA Phone  
Test Mode : 802.11g Low CH & High CH  
Test Date : 06/10/2009

Test Graphs See next page.

#### Notes:

1. Margin= Amplitude - Limits
2. Height of table for EUT placed: 0.8 Meter.
3. ANT= Antenna height.
4. Duty= Duty cycle correction factor.
5. Dis= Distance extrapolation factor.
6. Amplitude= Reading Amplitude – Amplifier gain + Cable loss + Antenna factor  
(Auto calculate in spectrum analyzer)
7. Actual Amp= Amplitude – Duty – Dis.



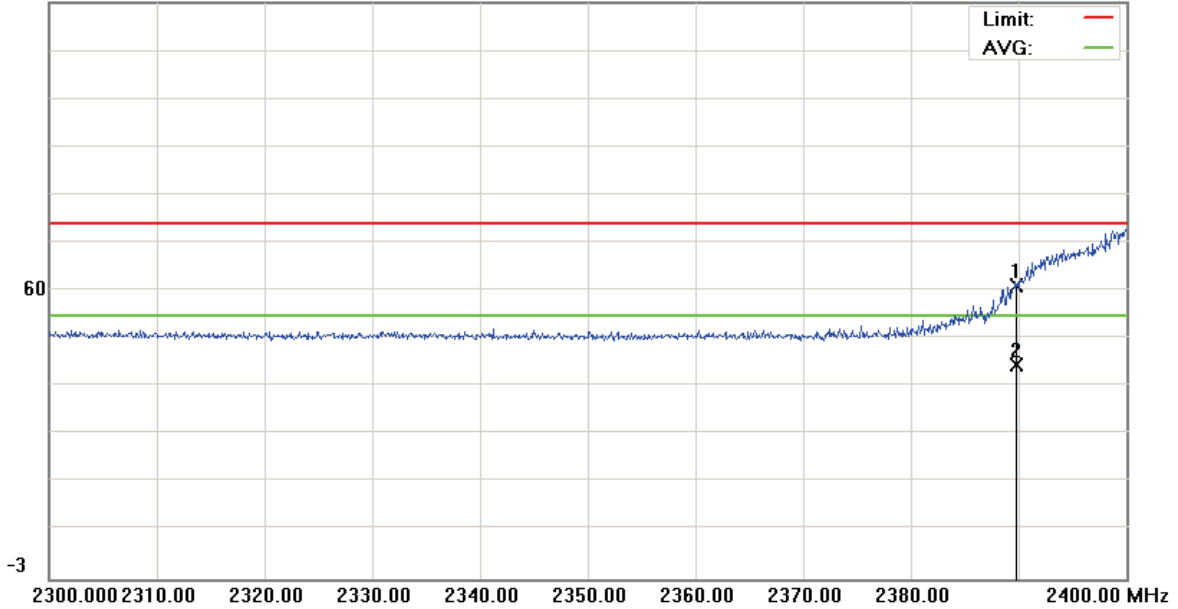
File :CLIC100(BAND EDGE)

Data :#1

Date: 2009/6/10

Time: 下午 09:24:37

122.0 dBuV



Site Polarization: **Vertical** Temperature: 22 °C  
 Limit: FCC part 15 (PK) Power: Humidity: 60 %  
 EUT: Distance: 3m  
 M/N: 09-0141-SE  
 Mode: BAND EDGE  
 Note: 2412MHz · Antenna100cm · POWER=1  
 10G - 18G AV PRE Scan Att:0 ; REF:95 ; Range:95(EUT Power Lever:255)

No.	Mk.	Freq. MHz	Reading Level dBuV	Correct Factor dB	Measure- ment dBuV	Limit dBuV	Over dB	Detector	Antenna Height cm	Table Degree degree	Comment
1		2389.800	60.45	0.16	60.61	74.00	-13.39	peak			
2	*	2389.800	43.26	0.16	43.42	54.00	-10.58	AVG			

\*:Maximum data x:Over limit !:over margin

●Reference Only



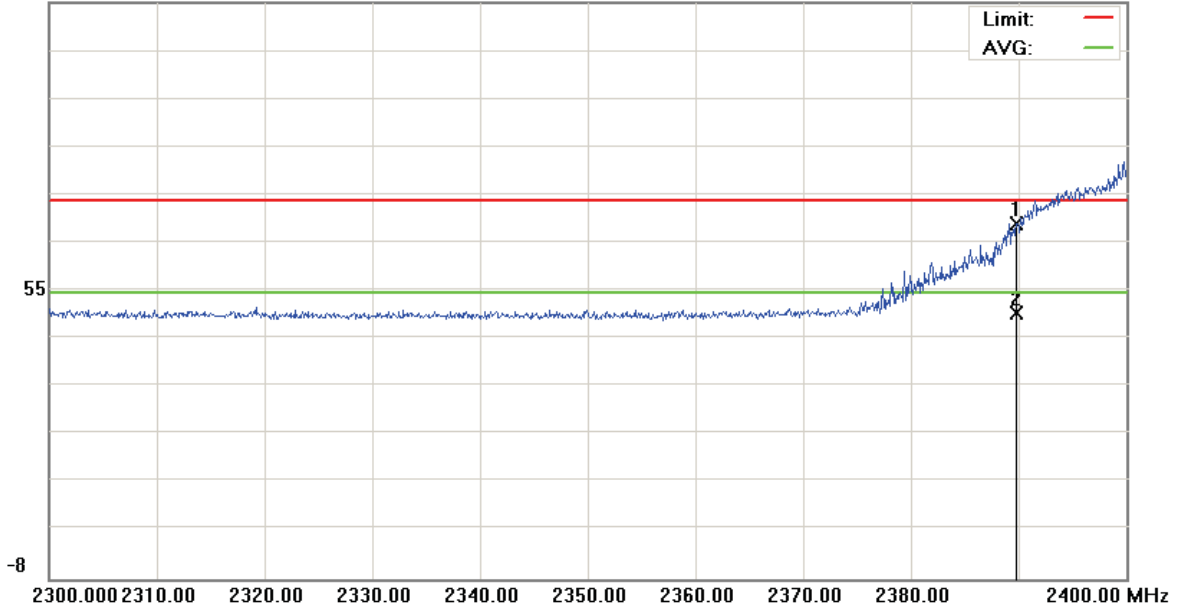
File :CLIC100(BAND EDGE)

Data :#5

Date: 2009/6/10

Time: 下午 09:33:03

117.0 dBuV



Site Polarization: *Horizontal* Temperature: 22 °C  
 Limit: FCC part 15 (PK) Power: Humidity: 60 %  
 EUT: Distance: 3m  
 M/N: 09-0141-SE  
 Mode: BAND EDGE  
 Note: 2412MHz · Antenna100cm · POWER=1  
 10G - 18G AV PRE Scan Att:0 ; REF:95 ; Range:95(EUT Power Lever:255)

No.	Mk.	Freq. MHz	Reading Level dBuV	Correct Factor dB	Measure- ment dBuV	Limit dBuV	Over dB	Antenna Height cm	Table Degree degree	Comment
1		2389.800	68.91	0.16	69.07	74.00	-4.93			peak
2	*	2389.800	49.35	0.16	49.51	54.00	-4.49			AVG

\*:Maximum data x:Over limit !:over margin

●Reference Only



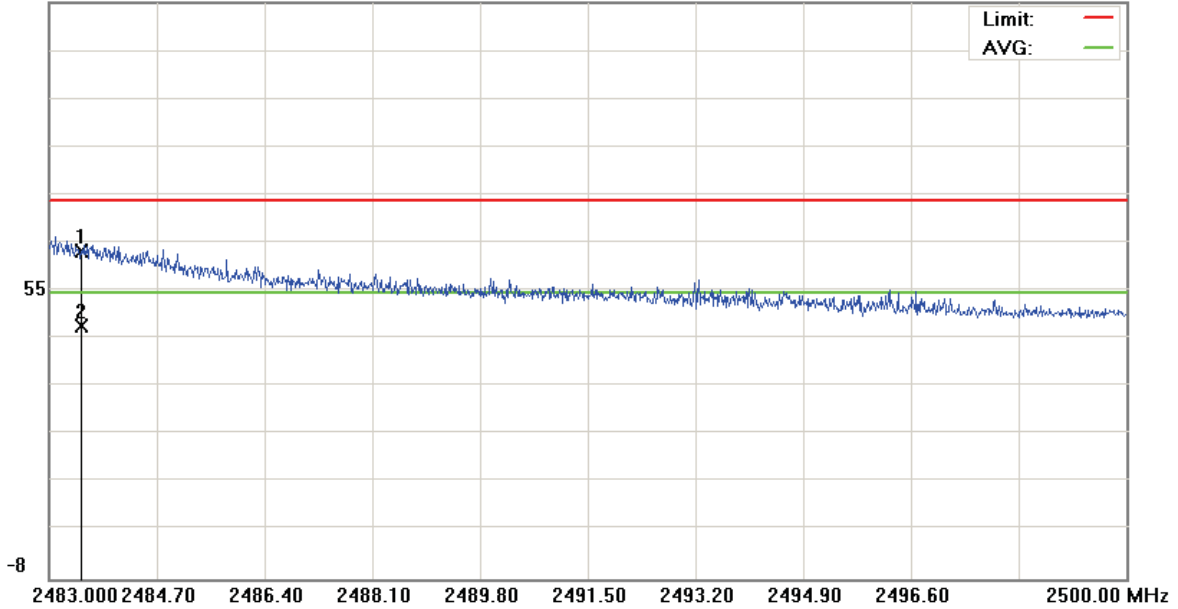
File :CLIC100(BAND EDGE)

Data :#3

Date: 2009/6/10

Time: 下午 09:45:11

117.0 dBuV



Site Polarization: **Vertical** Temperature: 22 °C  
 Limit: FCC part 15 (PK) Power: Humidity: 60 %  
 EUT: Distance: 3m  
 M/N: 09-0141-SE  
 Mode: BAND EDGE  
 Note: 2412MHz · Antenna100cm · POWER=1  
 10G - 18G AV PRE Scan Att:0 ; REF:95 ; Range:95(EUT Power Lever:255)

No.	Mk.	Freq. MHz	Reading Level dBuV	Correct Factor dB	Measure- ment dBuV	Limit dBuV	Over dB	Detector	Antenna Height cm	Table Degree degree	Comment
1		2483.510	62.98	0.25	63.23	74.00	-10.77	peak			
2	*	2483.510	46.52	0.25	46.77	54.00	-7.23	AVG			

\*:Maximum data x:Over limit !:over margin

●Reference Only



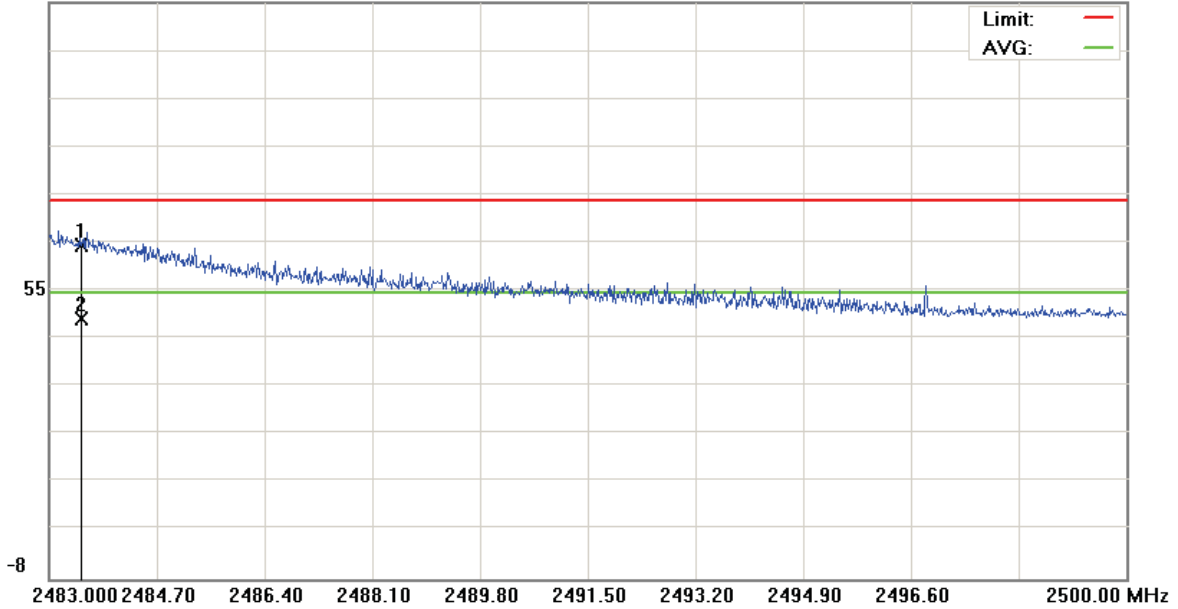
File :CLIC100(BAND EDGE)

Data :#7

Date: 2009/6/10

Time: 下午 09:55:14

117.0 dBuV



Site Polarization: *Horizontal* Temperature: 22 °C  
 Limit: FCC part 15 (PK) Power: Humidity: 60 %  
 EUT: Distance: 3m  
 M/N: 09-0141-SE  
 Mode: BAND EDGE  
 Note: 2480MHz · Antenna100cm · POWER=1  
 10G - 18G AV PRE Scan Att:0 ; REF:95 ; Range:95(EUT Power Lever:255)

No.	Mk.	Freq. MHz	Reading Level dBuV	Correct Factor dB	Measure- ment dBuV	Limit dBuV	Over dB	Detector	Antenna Height cm	Table Degree degree	Comment
1		2483.510	64.08	0.25	64.33	74.00	-9.67	peak			
2	*	2483.510	48.02	0.25	48.27	54.00	-5.73	AVG			

\*:Maximum data x:Over limit !:over margin

●Reference Only



## **9. Antenna Requirements**

### **9.1 Standard Applicable:**

For intentional device, according to 15.203, an intentional radiator shall be designed to ensure that no antenna other than that furnished by the responsible party shall be used with the device.

And According to 15.247 (b), if transmitting antennas of directional gain greater than 6 dBi are used, the power shall be reduced by the amount in dB that the directional gain of the antenna exceeds 6dBi.

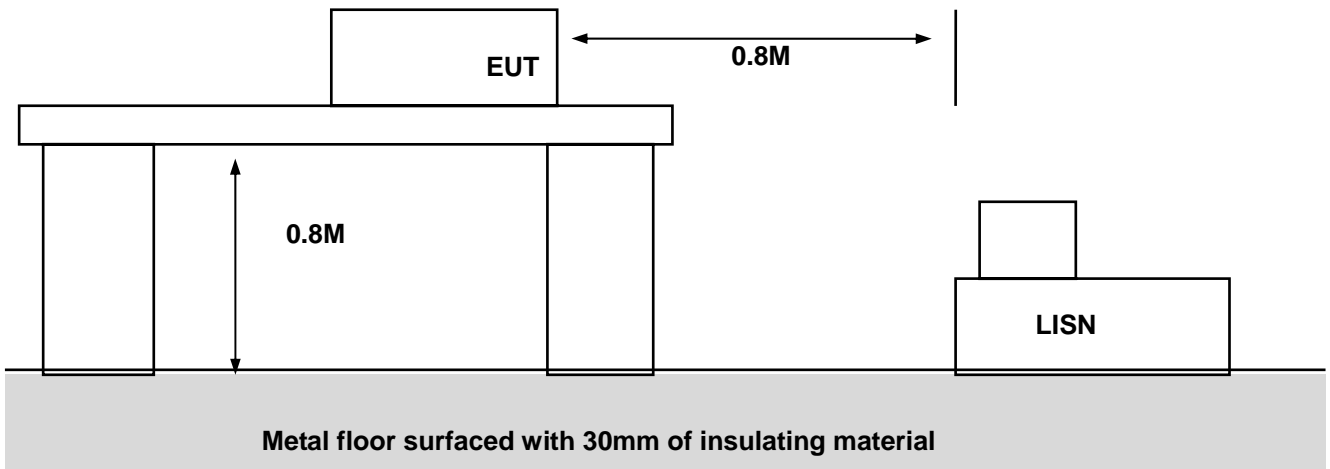
### **9.2 Antenna Connector Construction**

The antenna used in this product is Planar Inverted-F Antenna. And the maximum Gain of this antenna is only **1.15** dBi.



**Appendix A - EUT Test SETUP**

**MEASUREMENT OF POWER LINE CONDUCTED RFI VOLTAGE**



## MEASUREMENT OF RADIATED EMISSION

