



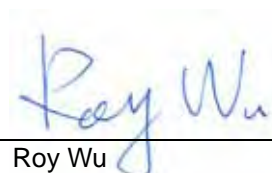
# FCC TEST REPORT

for

## 47 CFR Part 15 Subpart C

**Equipment : POCKET PC PHONE**  
**Model No. : ATHE100**  
**FCC ID : NM8ATHE100**  
**Filing Type : Certification**  
**Applicant : HIGH TECH COMPUTER CORP.**  
No.23, Xinghua Rd., Taoyuan City, Taoyuan County 330, Taiwan, R.O.C.

- The test result refers exclusively to the test presented test model / sample.
- Without written approval of SPORTON International Inc., the test report shall not be reproduced except in full.
- **Certificate or Test Report must not be used by the applicant to claim the product in this test report endorsement by NVLAP or any agency of U.S. government.**
- The data shown in this test report were carried out on Mar. 24, 2007 at **Sporton International Inc. LAB.**
- Report No.: FR731703, Report Version: Rev. 03



Roy Wu  
Deputy Manager

**SPORTON International Inc.**

6F, No.106, Sec. 1, Hsin Tai Wu Rd., Hsi Chih, Taipei Hsien, Taiwan, R.O.C.



# Table of Contents

**History of this test report.....ii**

**1. General Description of Equipment under Test..... 1**

    1.1 Applicant .....1

    1.2 Manufacturer .....1

    1.3 Basic Description of Equipment under Test.....1

    1.4 Feature of Equipment under Test .....2

**2 Test Configuration of Equipment under Test .....3**

    2.1 Test Manner .....3

    2.2 Test Mode .....3

    2.3 Ancillary Equipment List.....3

    2.4 Connection Diagram of Test System .....4

**3. RF Utility .....5**

**4. General Information of Test.....6**

    4.1 Test Voltage .....6

    4.2 Standard for Methods of Measurement.....6

    4.3 Test in Compliance with .....6

    4.4 Frequency Range Investigated .....6

    4.5 Test Distance .....6

**5. Test Data and Test Result.....7**

    5.1 List of Measurements and Examinations .....7

    5.2 6dB Bandwidth Measurement .....9

    5.3 Power Spectral Density Measurement.....16

    5.4 Band Edges Measurement.....24

    5.5 Hopping Channel Separation .....33

    5.6 Number of Hopping Frequency .....37

    5.7 Hopping Channel Bandwidth.....39

    5.8 Dwell Time of Each Frequency .....43

    5.9 Peak Output Power Measurement .....63

    5.10 Conducted Emission .....68

    5.11 Radiated Emission Measurement .....75

    5.12 Antenna Requirements .....143

**6. List of Measuring Equipments Used .....144**

**7. Uncertainty Evaluation.....145**

**Appendix A. Photographs of EUT External**

**Appendix B. Photographs of EUT Internal**

**Appendix C. Photographs of Setup**





## 1. General Description of Equipment under Test

### 1.1 Applicant

**HIGH TECH COMPUTER CORP.**

No.23, Xinghua Rd., Taoyuan City, Taoyuan County 330, Taiwan, R.O.C.

### 1.2 Manufacturer

**HIGH TECH COMPUTER CORP.**

No.23, Xinghua Rd., Taoyuan City, Taoyuan County 330, Taiwan, R.O.C.

### 1.3 Basic Description of Equipment under Test

Equipment	: POCKET PC PHONE
Model No.	: ATHE100
FCC ID	: NM8ATHE100
Power Supply Type	: Switching
AC Power Cord	: AC 120V, Wall-mount, 3.8 meter, 2 pin
Adapter 1	: Phihong, PSAA05A-050
Adapter 2	: Delta, ADP-5FH B
Battery	: Sanyo, ATHE160
Earphone	: Cotron, CHM-60ST V07004
Holster	: Xigma, HTC-010

Remark: The ATHE100 have two models. One is with VT camera and the other is without it. Both models are with main cameras. ATHE100 with VT camera is worst model and used for testing.

**1.4 Feature of Equipment under Test**

Product Feature & Specification			
1. Type of Modulation	WLAN : DSSS / OFDM BT : GFSK		
2. Number of Channels	802.11b/g : 11 Channels BT : 79 Channels		
3. Frequency Band	802.11b/g : 2400MHz ~ 2483.5MHz BT : 2400MHz ~ 2483.5MHz		
4. Carrier Frequency of each channel	802.11b/g : $2412\text{MHz} + (n-1) * 5\text{MHz}$ , $n=1\sim 11$ BT : $2402\text{MHz} + n * 1\text{MHz}$ , $n=0\sim 78$		
5. Channel Spacing	802.11b/g : 5MHz BT : 1MHz		
6. Maximum Output Power to Antenna (Normal Condition)	802.11b : 15.78 dBm / 802.11g: 21.23 dBm BT : 1.54 dBm		
7. HW Version	A01		
8. SW Version	5.1.461		
9. Type of Antenna Connector	N/A		
10. Antenna Type	Fixed Internal (Monopole & PIFA)		
11. Antenna Gain	802.11b/g : 1 dBi BT : 1 dBi		
12. Function Type	Transmitter		Transceiver V



## 2 Test Configuration of Equipment under Test

### 2.1 Test Manner

- a. The EUT has been associated with peripherals pursuant to ANSI C63.4-2003 and configuration operated in a manner tended to maximize its emission characteristics in a typical application.
- b. For spurious emission below 1GHz, only one channel of each application was tested because it is not related to channel selection.
- c. The EUT is programmed to transmit signal continuously for all testings.
- d. Frequency range investigated: conduction 150 kHz to 30 MHz, radiation 30 MHz to 25000MHz.

### 2.2 Test Mode

Application			
	<b>802.11b</b>	<b>802.11g</b>	<b>BT</b>
Radiated Emission	Mode 1: CH01_2412 MHz	Mode 4: CH01_2412 MHz	Mode 7: CH00_2402 MHz
	Mode 2: CH06_2437 MHz	Mode 5: CH06_2437 MHz	Mode 8: CH39_2441 MHz
	Mode 3: CH11_2462 MHz	Mode 6: CH11_2462 MHz	Mode 9: CH78_2480 MHz
Conducted Emission	Mode 1: GSM850 Idle Mode + BT Link + WLAN Link + Camera + Earphone + TV Out + USB Link + USB Dongle + Cradle + Adapter 1		
	Mode 2: GSM850 Idle Mode + BT Link + WLAN Link + Camera + Earphone + TV Out + USB Link + USB Dongle + Cradle + Adapter 2		
	Mode 3: GSM850 Idle Mode + BT Link + WLAN Link + Camera + Earphone + TV Out + USB Link + Keyboard + Adapter 1		

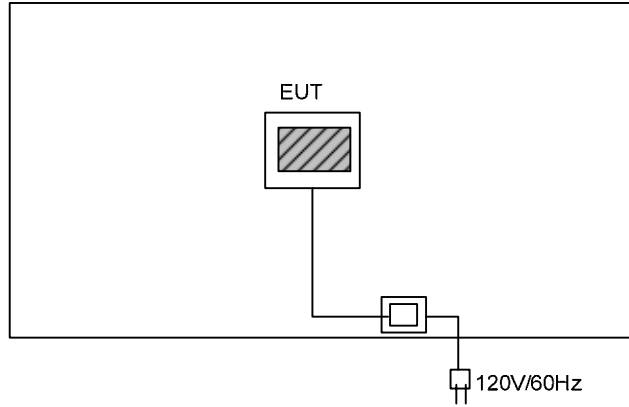
Remark: The ATHE100 have two models. One is with VT camera and the other is without it. Both models are with main cameras. ATHE100 with VT camera is worst model and used for testing.

### 2.3 Ancillary Equipment List

Item	Asset	Model Name	Power Cord
1.	Bluetooth Earphone (Engotech)	ET-BH111	N/A
2.	WLAN AP (SMC)	SMC-100	AC 100-240V
3.	USB Dongle (Adata)	PD16	N/A
4.	iPod Nano (Apple)	A1137	N/A
5.	USB Cable	N/A	Weave-shielded, 0.8m
6.	Monitor (VIEWSONIC)	VCDTS21553-3P	Double-shielded, 1.7m
7.	Notebook (DELL)	D400	AC 100-240V

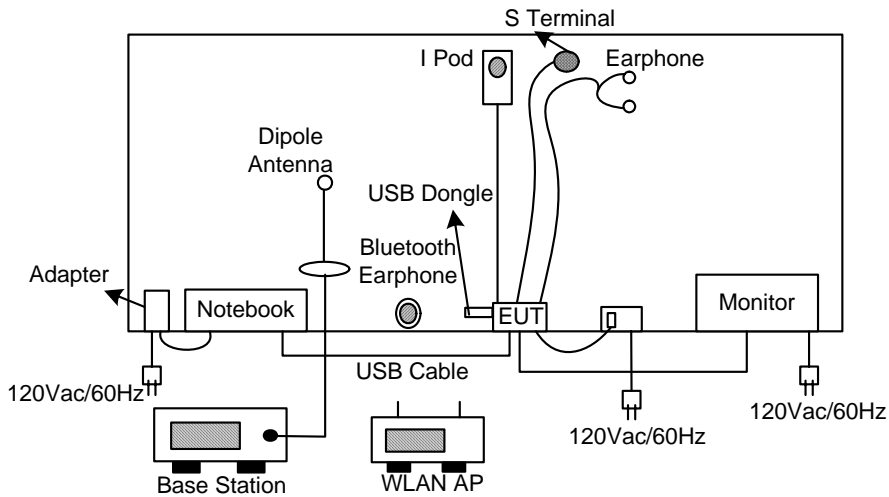
## 2.4 Connection Diagram of Test System

### <Radiated Emission >

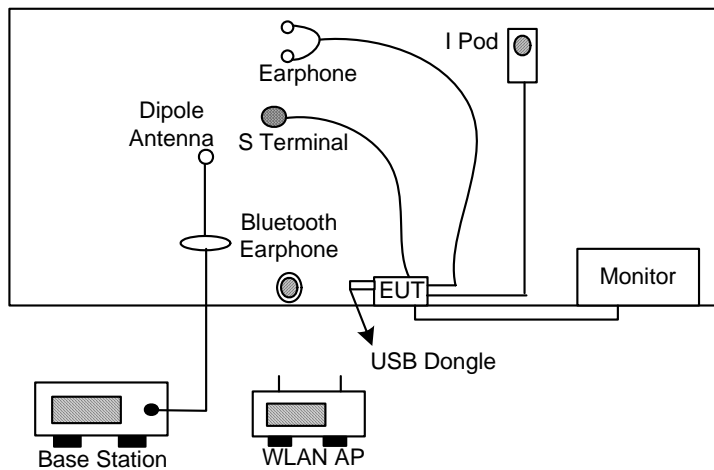


### <Conducted Emission>

#### Mode 1 and Mode 2



#### Mode 3





### **3. RF Utility**

The programmed RF Utility is installed in EUT to provide channel selection, power level, data rate and the application type. RF Utility can send transmitting signal for all testings.





## **4. General Information of Test**

Test Site Location : No. 52, Hwa Ya 1st Rd., Hwa Ya Technology Park,  
Kwei-Shan Hsiang, Tao Yuan Hsien, Taiwan, R.O.C.  
TEL : 886-3-327-3456  
FAX : 886-3-318-0055

Test Site No : CO01-HY, 03CH06-HY

### **4.1 Test Voltage**

120V/ 60Hz

### **4.2 Standard for Methods of Measurement**

ANSI C63.4-2003

### **4.3 Test in Compliance with**

47 CFR Part 15 Subpart C

### **4.4 Frequency Range Investigated**

- a. Conduction: from 150 kHz to 30 MHz
- b. Radiation: from 30 MHz to 25000 MHz

### **4.5 Test Distance**

The test distance of radiated emission from antenna to EUT is 3 m.



## 5. Test Data and Test Result

### 5.1 List of Measurements and Examinations

#### The Emission Mode: Wireless LAN

FCC Rule	Description of Test	Result
15.207	Conducted Emission	Pass
15.247(a)(2)	6dB & 20dB Bandwidth	Pass
15.247(b)	Maximum Peak Output Power	Pass
15.209(a)	Radiated Emission	Pass
15.247 (c)	100kHz Bandwidth of Frequency Band Edges	Pass
15.247(d)	Power Spectral Density	Pass
15.203 15.247(b)(4)	Antenna Requirement	Pass

**The Emission Mode: Bluetooth**

FCC Rule	Description of Test	Result
15.207	Conducted Emission	Pass
<u>15.247(a) (1)</u>	Hopping Channel Bandwidth	Pass
<u>15.247(a)(1)</u>	Hopping Channel Separation	Pass
<u>15.247(a)(1)(iii)</u>	Number of Hopping Frequency Used	Pass
<u>15.247(a)(1)(iii)</u>	Dwell Time of Each Frequency	Pass
<u>15.247(b)</u>	Output Power	Pass
15.247(c)	100kHz Bandwidth of Frequency Band Edges	Pass
15.209(a)	Radiated Emission	Pass
<u>15.203</u> 15.247(b)(4)	Antenna Requirement	Pass

## 5.2 6dB Bandwidth Measurement

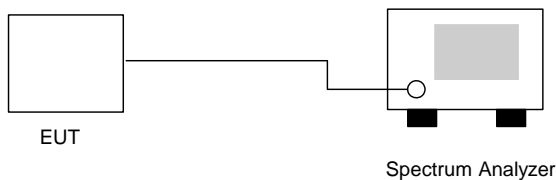
### 5.2.1 Measuring Instruments :

As described in chapter 6 of this test report.

### 5.2.2 Test Procedure :

1. The transmitter output was connected to the spectrum analyzer directly.
2. Set RBW of spectrum analyzer to 100kHz and VBW to 100kHz.
3. The 6 dB and 20 dB bandwidth is defined as the frequency range where the power is higher than the peak power minus 6dB.

### 5.2.3 Test Setup Layout :



### 5.2.4 Test Result :

- Application Type : WLAN 802.11b/g
- Temperature : 24°C
- Relative Humidity : 49%
- Test Enginner :     Andy

#### **802.11b**

Channel	Frequency ( MHz )	6dB Emission bandwidth ( MHz )	Limits ( MHz )	Plot Ref. No.
01	2412	11.56	> 0.5MHz	Mode 1
06	2437	11.36	> 0.5MHz	Mode 2
11	2462	11.24	> 0.5MHz	Mode 3

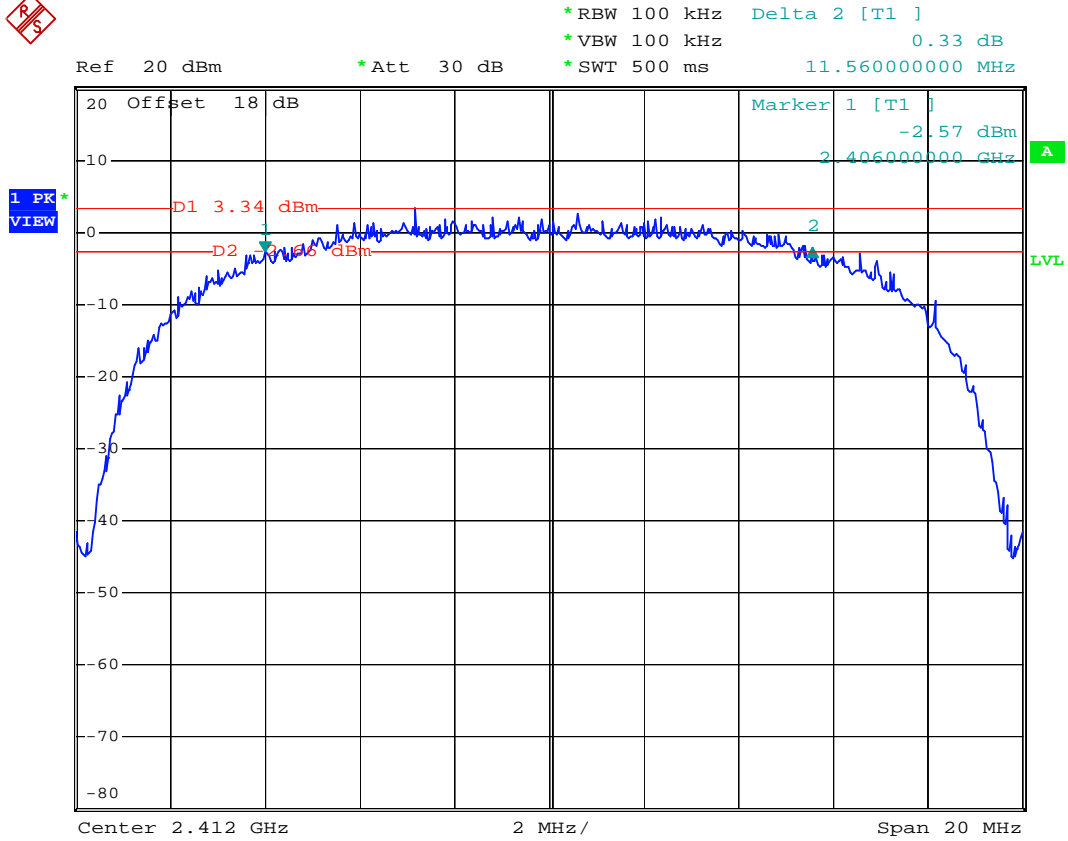
#### **802.11g**

Channel	Frequency ( MHz )	6dB Emission bandwidth ( MHz )	Limits ( MHz )	Plot Ref. No.
01	2412	16.56	> 0.5MHz	Mode 4
06	2437	16.52	> 0.5MHz	Mode 5
11	2462	16.48	> 0.5MHz	Mode 6



5.2.5 6dB Bandwidth

Mode 1



Date: 12.JAN.2007 11:39:15



Mode 2

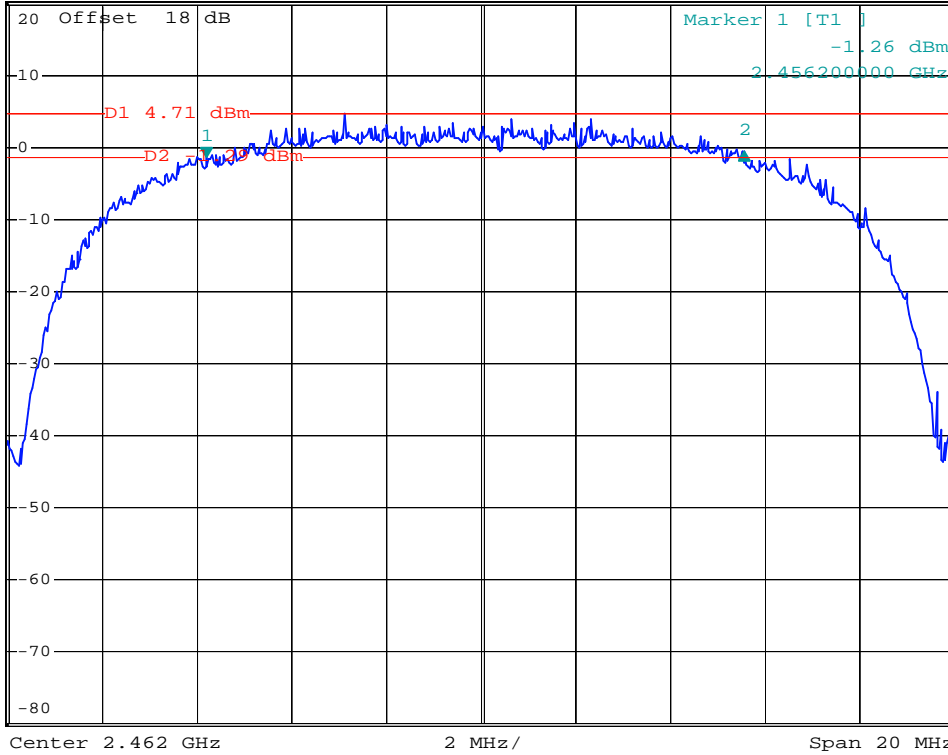


\*RBW 100 kHz Delta 2 [T1 ]  
\*VBW 100 kHz 0.60 dB  
\*SWT 500 ms 11.36000000 MHz

Ref 20 dBm

\*Att 30 dB

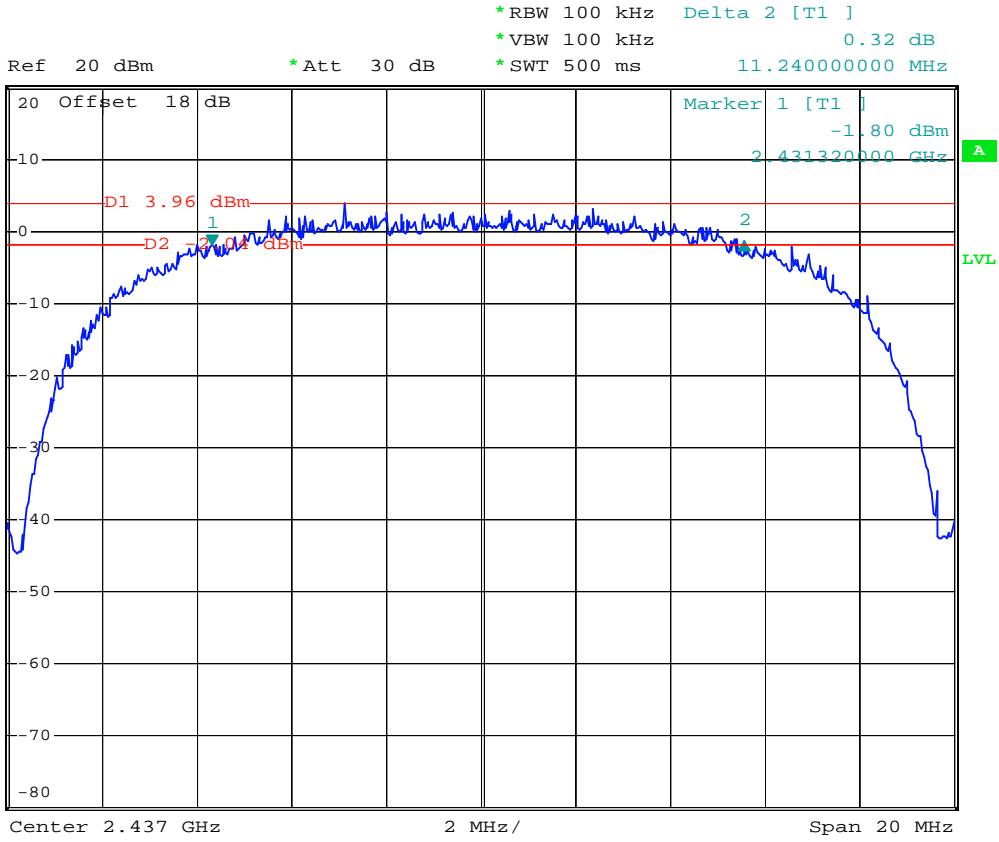
1 PK  
VIEW



Date: 12.JAN.2007 11:35:18



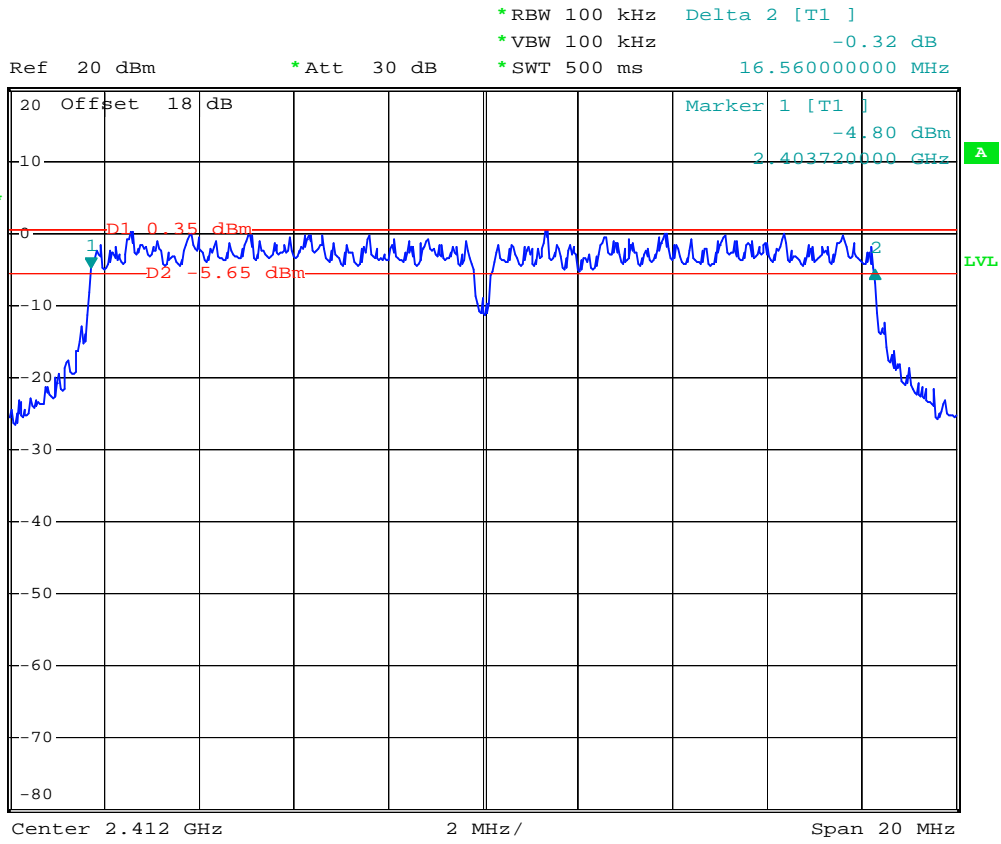
Mode 3



Date: 12.JAN.2007 11:37:20



Mode 4

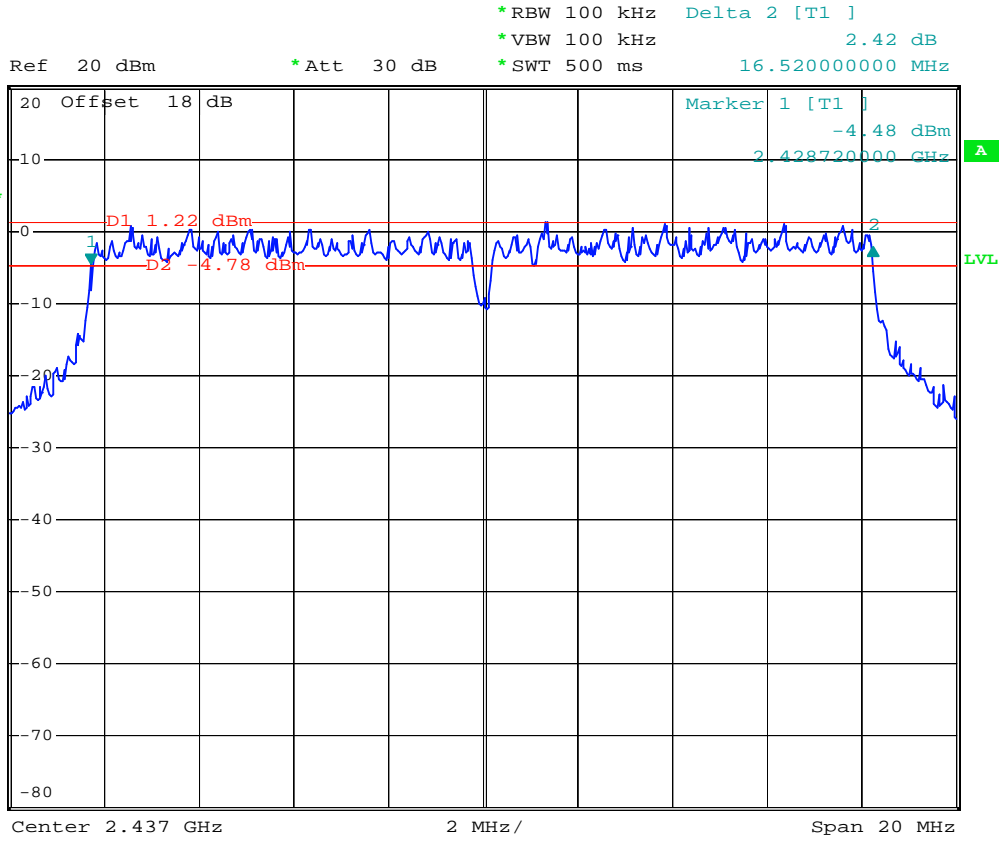


Date: 12.JAN.2007 11:31:22





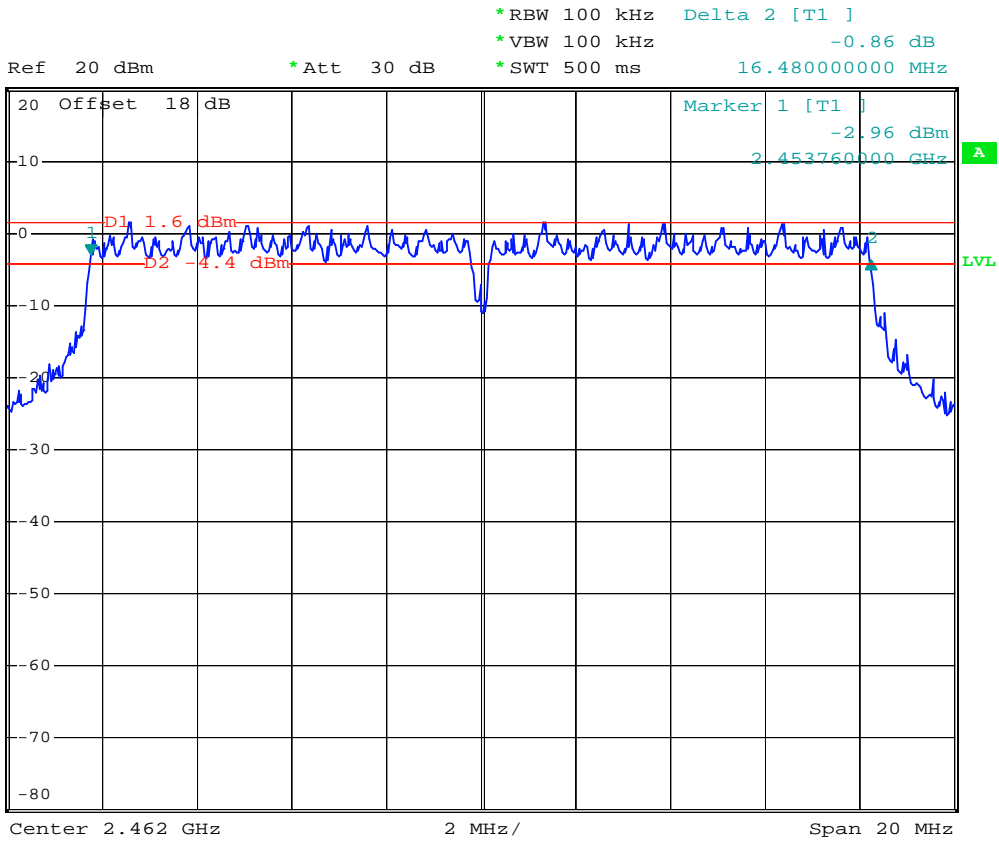
Mode 5



Date: 12.JAN.2007 11:32:26



Mode 6



Date: 12.JAN.2007 11:33:22

### 5.3 Power Spectral Density Measurement

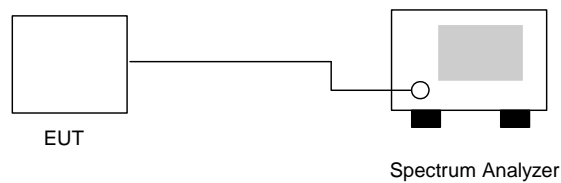
#### 5.3.1 Measuring Instruments :

As described in chapter 6 of this test report.

#### 5.3.2 Test Procedure :

1. The transmitter output was connected to spectrum analyzer directly.
2. The spectrum analyzer's resolution bandwidth was set at 3kHz RBW and 30kHz VBW as that of the fundamental frequency. Set the sweep time=span/3kHz.
3. The power spectral density was measured and recorded.
4. The sweep time is allowed to be longer than span/3kHz for a full response of the mixer in the spectrum analyzer.

#### 5.3.3 Test Setup Layout :



**5.3.4 Test Result :**

- Application Type : 802.11b/g
- Temperature : 24°C
- Relative Humidity : 49%
- Test Enginner : Andy

**802.11b**

Channel	Frequency (MHz)	Power Spectral Density (dBm)	Limits (dBm )	Plot Ref. No.
01	2412	-13.27	8	Mode 1
06	2437	-12.69	8	Mode 2
11	2462	-12.14	8	Mode 3

**802.11g**

Channel	Frequency (MHz)	Power Spectral Density (dBm)	Limits (dBm )	Plot Ref. No.
01	2412	-11.77	8	Mode 4
06	2437	-12.63	8	Mode 5
11	2462	-11.98	8	Mode 6

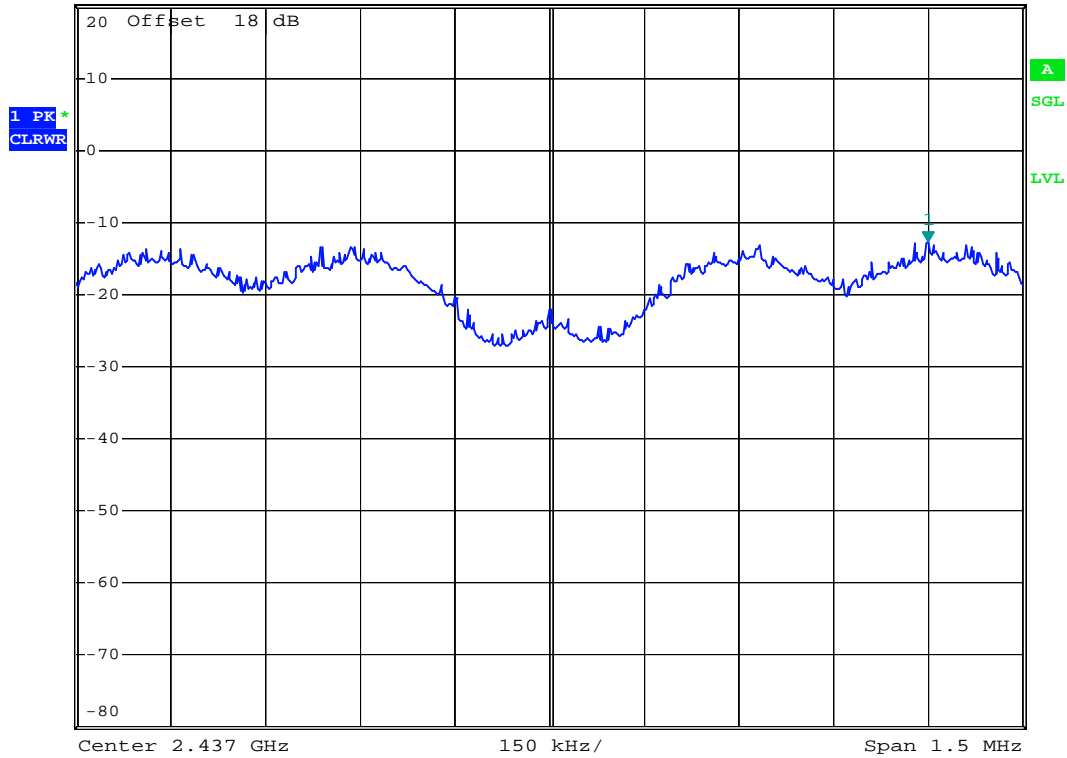




Mode 2



Ref 20 dBm      \*Att 30 dB      \*RBW 3 kHz      Marker 1 [T1]      -12.69 dBm  
\*VBW 30 kHz      \*SWT 500 s      2.43760000 GHz



Date: 12.JAN.2007 17:19:22



Mode 3

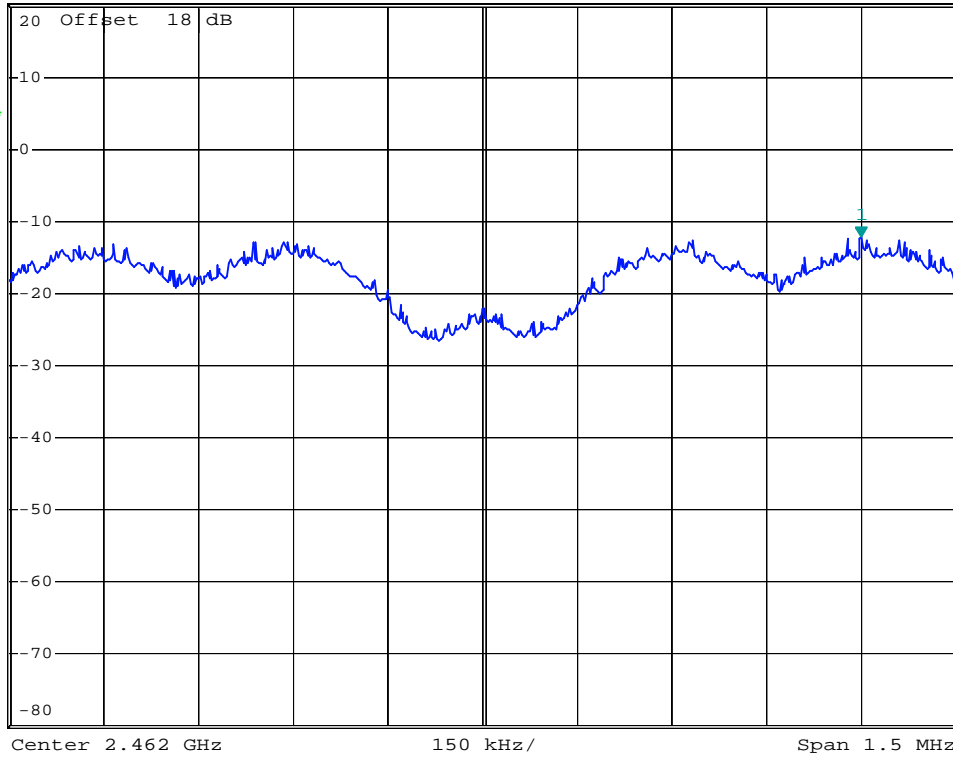


\*RBW 3 kHz      Marker 1 [T1 ]  
\*VBW 30 kHz      -12.14 dBm  
\*SWT 500 s      2.46260000 GHz

Ref 20 dBm

\*Att 30 dB

1 PK\*  
CLRWR



Date: 12.JAN.2007 17:10:35







Mode 5

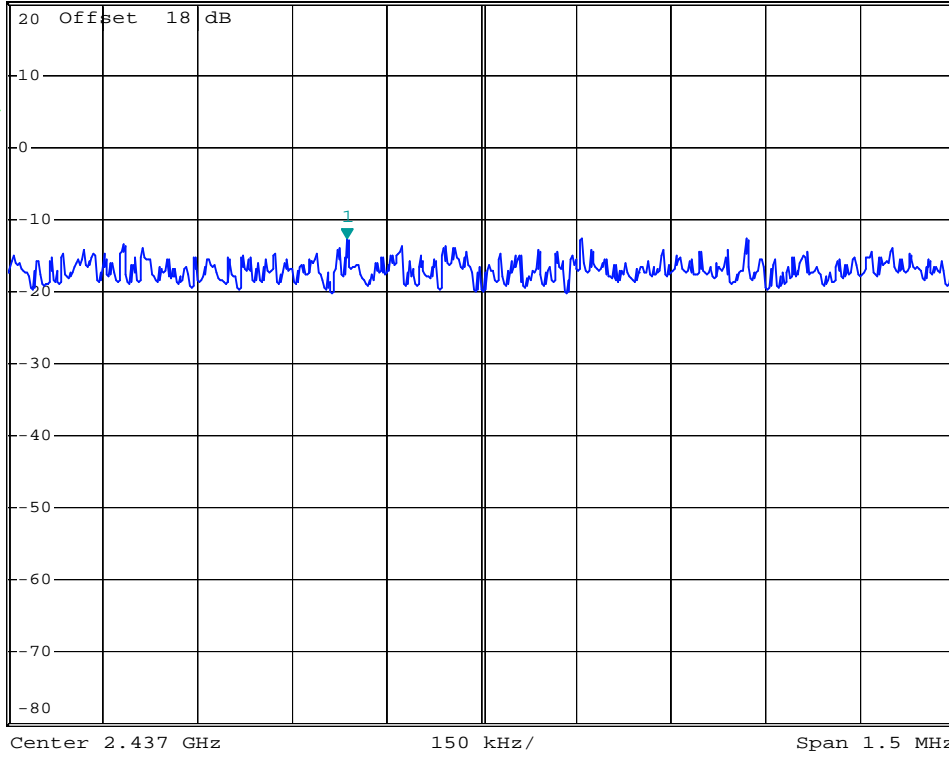


\*RBW 3 kHz      Marker 1 [T1 ]  
\*VBW 30 kHz      -12.63 dBm  
\*SWT 500 s      2.436787000 GHz

Ref 20 dBm

\*Att 30 dB

1 PK\*  
CLRWR



Date: 12.JAN.2007 16:51:29



Mode 6

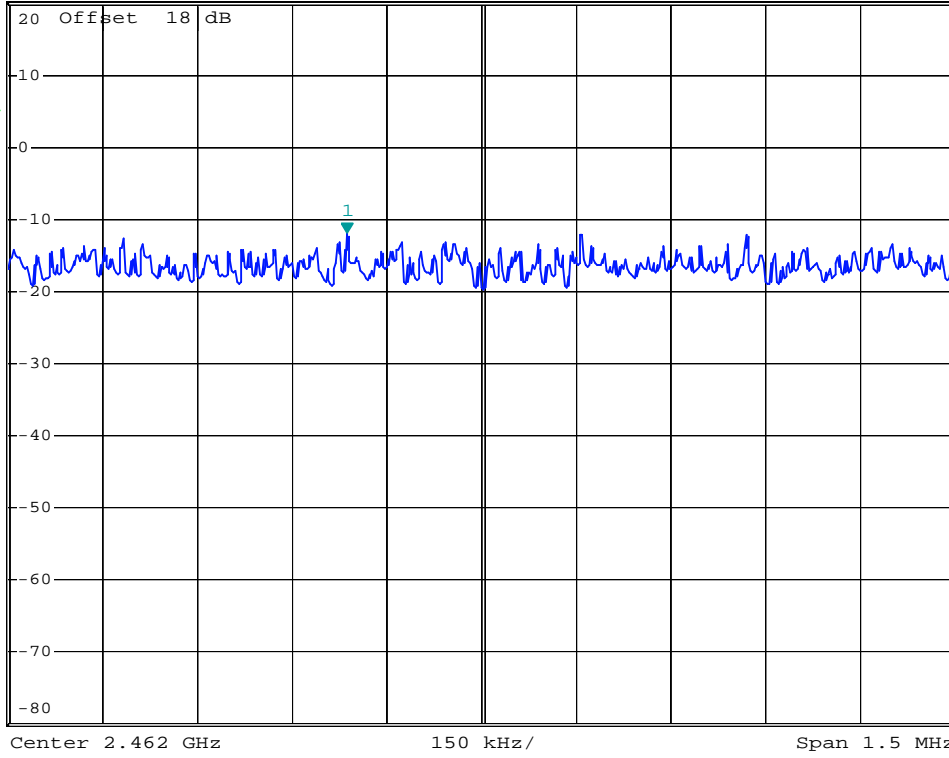


\*RBW 3 kHz      Marker 1 [T1 ]  
\*VBW 30 kHz      -11.98 dBm  
\*SWT 500 s      2.461787000 GHz

Ref 20 dBm

\*Att 30 dB

1 PK\*  
CLRWR



Date: 12.JAN.2007 17:01:37



5.4 Band Edges Measurement

5.4.1 Measuring Instruments :

As described in chapter 6 of this test report.

5.4.2 Test Procedure :

- 1. The transmitter output was connected to the spectrum analyzer via a low lose cable.
2. Set both RBW and VBW of spectrum analyzer to 100kHz with suitable frequency span including 100 kHz bandwidth from band edge.
3. The band edges was measured and recorded.

5.4.3 Test Result :

- Application Type : WLAN 802.11b/g and BT
Temperature : 24C
Relative Humidity : 49%
Test Enginner : Andy
Test Result in WLAN lower band (802.11b/g) : PASS
Test Result in WLAN higher band (802.11b/g) : PASS
Test Result in BT lower band : PASS
Test Result in BT higher band : PASS

5.4.4 Note on Band Edge Emission :

WLAN 802.11b

CH01 (Horizontal)

Table with 11 columns: Frequency, Level, Over Limit, Limit Line, Read Level, Antenna Factor, Cable Loss, Preamp Factor, Ant Pos, Table Pos, Remark. Rows for 2390.00 MHz showing Peak and Average values.

CH01 (Vertical)

Table with 11 columns: Frequency, Level, Over Limit, Limit Line, Read Level, Antenna Factor, Cable Loss, Preamp Factor, Ant Pos, Table Pos, Remark. Rows for 2390.00 MHz showing Peak and Average values.



CH11 (Horizontal)

Frequency ( MHz )	Level ( dBuV/m )	Over Limit ( dB )	Limit Line ( dBuV/m )	Read Level ( dBuV )	Antenna Factor ( dB )	Cable Loss ( dB )	Preamp Factor ( dB )	Ant Pos ( cm )	Table Pos ( deg )	Remark
2483.50	51.09	-2.91	54.00	52.45	30.29	3.86	35.51	100	349	Average
2483.50	58.75	-15.25	74.00	60.11	30.29	3.86	35.51	100	360	Peak

CH11 (Vertical)

Frequency ( MHz )	Level ( dBuV/m )	Over Limit ( dB )	Limit Line ( dBuV/m )	Read Level ( dBuV )	Antenna Factor ( dB )	Cable Loss ( dB )	Preamp Factor ( dB )	Ant Pos ( cm )	Table Pos ( deg )	Remark
2483.50	48.84	-5.16	54.00	50.20	30.29	3.86	35.51	100	91	Average
2483.50	55.92	-18.08	74.00	57.28	30.29	3.86	35.51	100	360	Peak

➤WLAN 802.11g

CH01 (Horizontal)

Frequency ( MHz )	Level ( dBuV/m )	Over Limit ( dB )	Limit Line ( dBuV/m )	Read Level ( dBuV )	Antenna Factor ( dB )	Cable Loss ( dB )	Preamp Factor ( dB )	Ant Pos ( cm )	Table Pos ( deg )	Remark
2390.00	64.69	-9.31	74.00	66.14	30.26	3.75	35.46	100	0	Peak
2390.00	45.19	-8.81	54.00	46.64	30.26	3.75	35.46	100	252	Average

CH01 (Vertical)

Frequency ( MHz )	Level ( dBuV/m )	Over Limit ( dB )	Limit Line ( dBuV/m )	Read Level ( dBuV )	Antenna Factor ( dB )	Cable Loss ( dB )	Preamp Factor ( dB )	Ant Pos ( cm )	Table Pos ( deg )	Remark
2390.00	63.69	-10.31	74.00	35.14	30.26	3.75	35.46	100	0	Peak
2390.00	43.98	-10.02	54.00	45.43	30.26	3.75	35.46	100	204	Average

CH11 (Horizontal)

Frequency ( MHz )	Level ( dBuV/m )	Over Limit ( dB )	Limit Line ( dBuV/m )	Read Level ( dBuV )	Antenna Factor ( dB )	Cable Loss ( dB )	Preamp Factor ( dB )	Ant Pos ( cm )	Table Pos ( deg )	Remark
2483.50	49.41	-4.59	54.00	50.77	30.29	3.86	35.51	104	40	Average
2483.50	70.22	-3.78	74.00	71.58	30.29	3.86	35.51	100	0	Peak



CH11 (Vertical)

Frequency ( MHz )	Level ( dBuV/m )	Over Limit ( dB )	Limit Line ( dBuV/m )	Read Level ( dBuV )	Antenna Factor ( dB )	Cable Loss ( dB )	Preamp Factor ( dB )	Ant Pos ( cm )	Table Pos ( deg )	Remark
2483.50	47.19	-6.81	54.00	48.55	30.29	3.86	35.51	100	204	Average
2483.50	67.07	-6.93	74.00	68.43	30.29	3.86	35.51	100	0	Peak

➤BT

CH00 (Horizontal)

Frequency ( MHz )	Level ( dBuV/m )	Over Limit ( dB )	Limit Line ( dBuV/m )	Read Level ( dBuV )	Antenna Factor ( dB )	Cable Loss ( dB )	Preamp Factor ( dB )	Ant Pos ( cm )	Table Pos ( deg )	Remark
2388.56	49.47	-24.53	74.00	50.92	30.26	3.75	35.46	100	0	Peak
2388.56	38.42	-15.58	54.00	39.85	30.26	3.75	35.44	112	115	Average

CH00 (Vertical)

Frequency ( MHz )	Level ( dBuV/m )	Over Limit ( dB )	Limit Line ( dBuV/m )	Read Level ( dBuV )	Antenna Factor ( dB )	Cable Loss ( dB )	Preamp Factor ( dB )	Ant Pos ( cm )	Table Pos ( deg )	Remark
2386.32	48.98	-25.02	74.00	50.43	30.26	3.75	35.46	100	0	Peak
2386.32	38.41	-15.59	54.00	39.84	30.26	3.75	35.44	100	336	Average

CH78 (Horizontal)

Frequency ( MHz )	Level ( dBuV/m )	Over Limit ( dB )	Limit Line ( dBuV/m )	Read Level ( dBuV )	Antenna Factor ( dB )	Cable Loss ( dB )	Preamp Factor ( dB )	Ant Pos ( cm )	Table Pos ( deg )	Remark
2483.50	62.36	-11.64	74.00	63.72	30.29	3.86	35.51	100	0	Peak
2483.50	46.39	-7.61	54.00	47.75	30.29	3.86	35.51	169	124	Average

CH78 (Vertical)

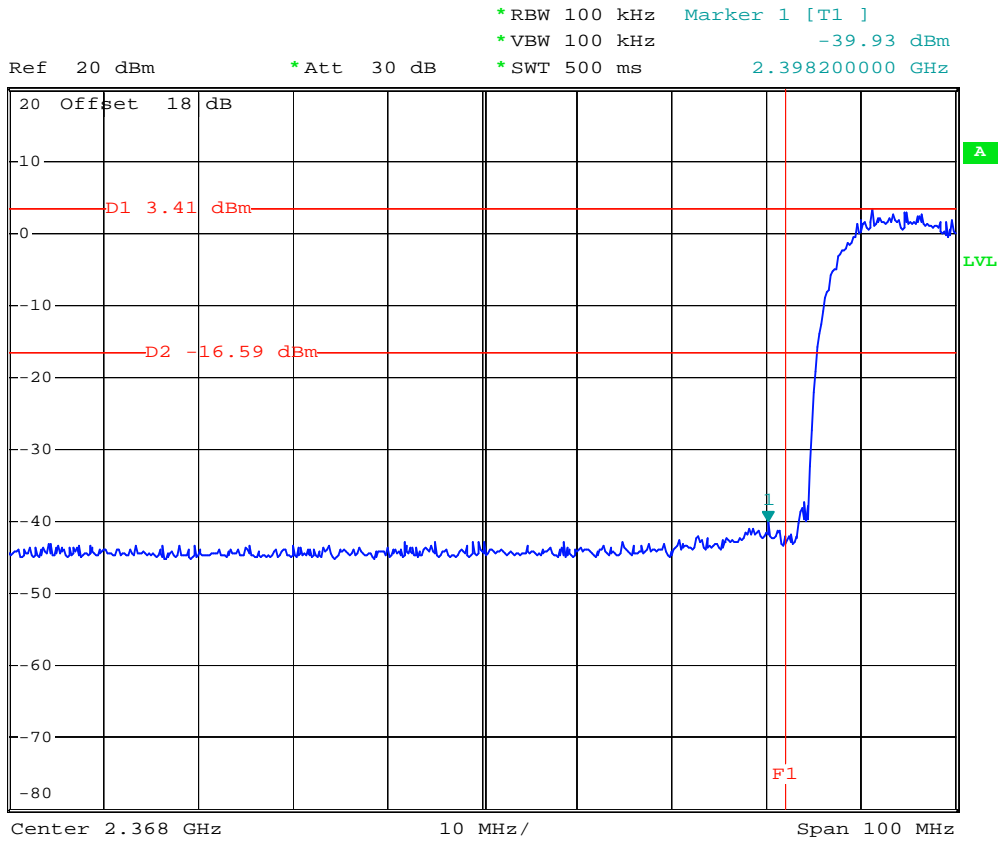
Frequency ( MHz )	Level ( dBuV/m )	Over Limit ( dB )	Limit Line ( dBuV/m )	Read Level ( dBuV )	Antenna Factor ( dB )	Cable Loss ( dB )	Preamp Factor ( dB )	Ant Pos ( cm )	Table Pos ( deg )	Remark
2483.50	58.48	-15.52	74.00	59.84	30.29	3.86	35.51	100	0	Peak
2483.50	44.39	-9.61	54.00	45.75	30.29	3.86	35.51	100	348	Average



5.4.5 20dB Band Edge

WLAN 802.11b

CH01



Date: 12.JAN.2007 16:14:03



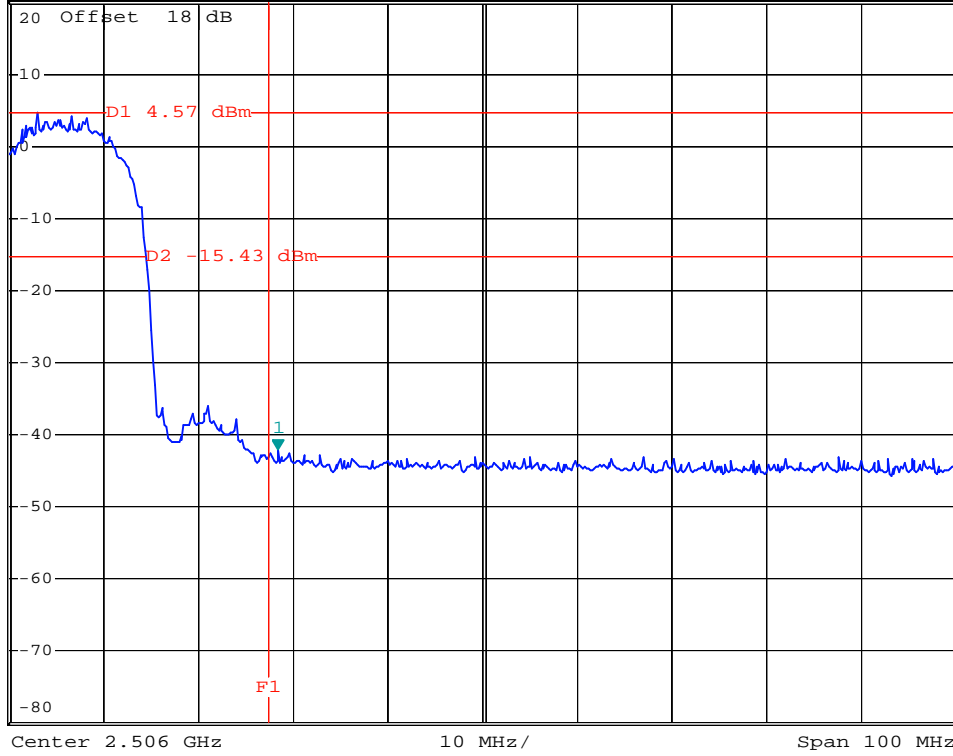
CH11



\*RBW 100 kHz    Marker 1 [T1 ]  
\*VBW 100 kHz                    -42.10 dBm  
\*SWT 500 ms                    2.484400000 GHz

Ref 20 dBm

\*Att 30 dB



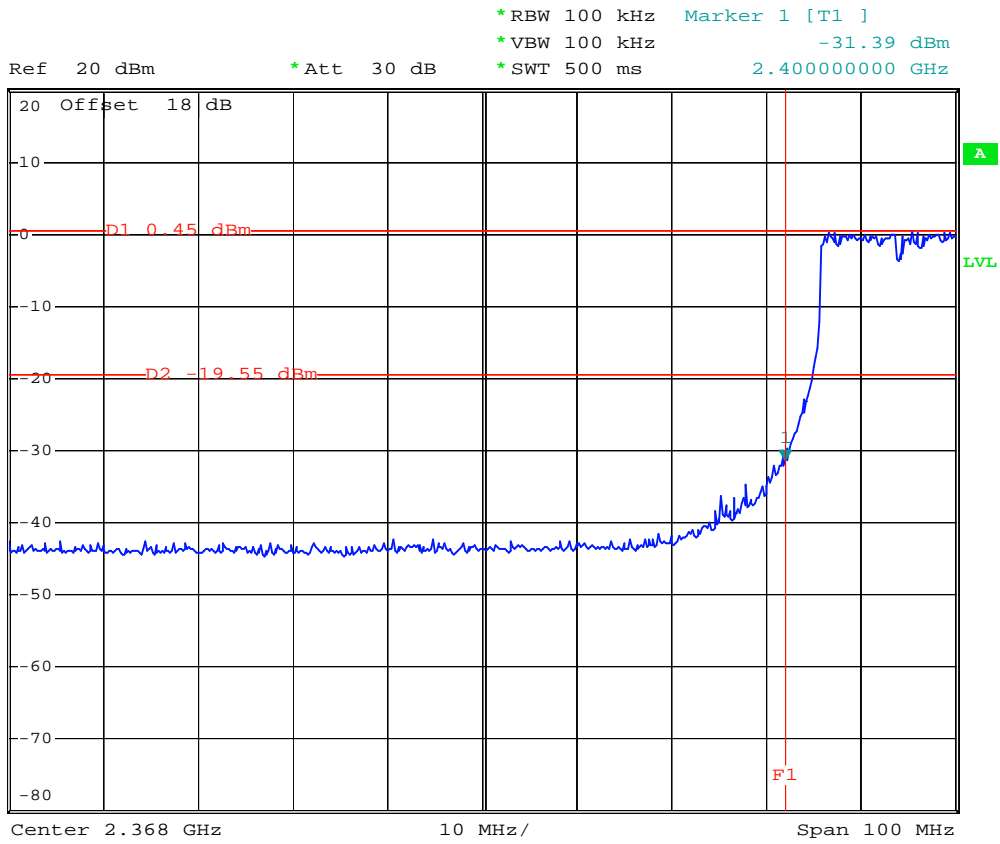
Center 2.506 GHz                    10 MHz/                    Span 100 MHz

Date: 12.JAN.2007 16:12:35



WLAN 802.11g

CH01



Date: 12.JAN.2007 16:09:22





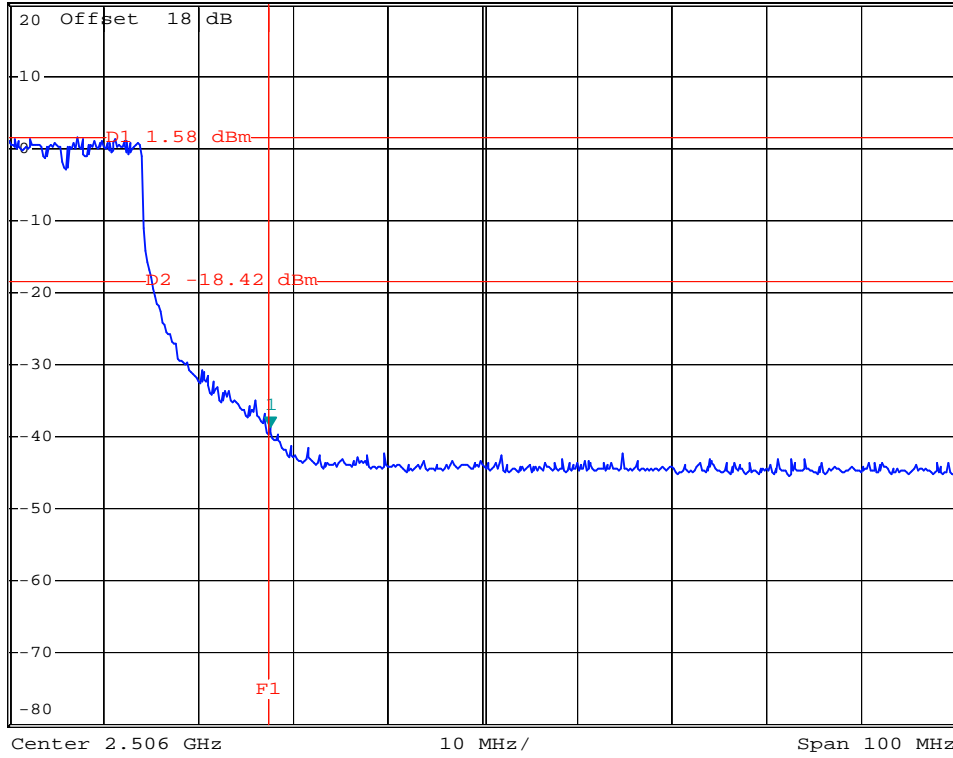
CH11



\*RBW 100 kHz    Marker 1 [T1 ]  
\*VBW 100 kHz                    -38.77 dBm  
\*SWT 500 ms                      2.483500000 GHz

Ref 20 dBm

\*Att 30 dB



Date: 12.JAN.2007 16:10:52

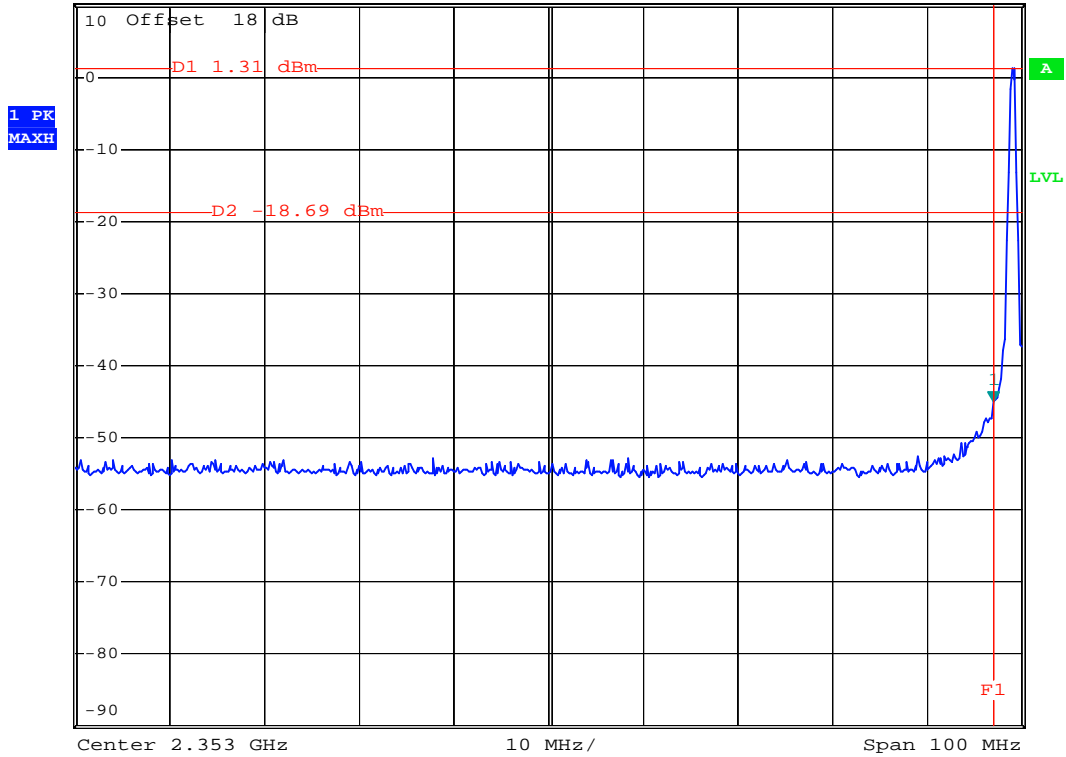


Bluetooth

CH00



Ref 10 dBm      \*Att 20 dB      \*RBW 100 kHz      Marker 1 [T1]      -45.07 dBm  
\*VBW 100 kHz  
\*SWT 500 ms      2.40000000 GHz



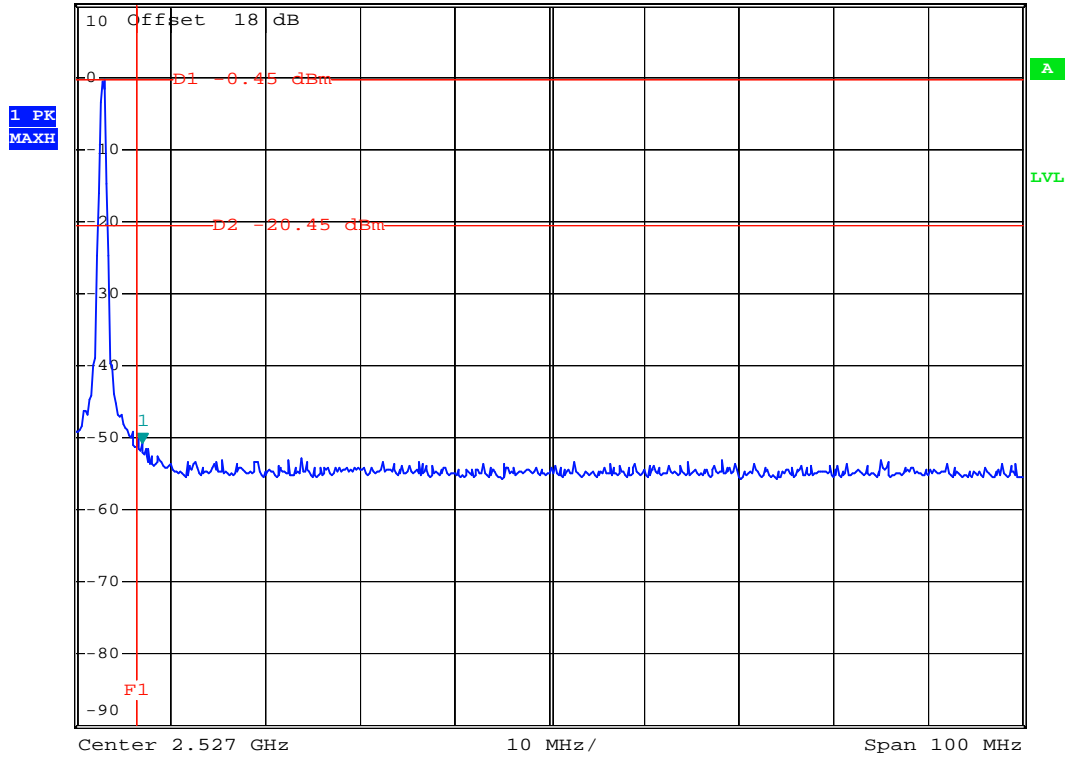
Date: 11.JAN.2007 23:45:50



CH78



Ref 10 dBm      \*Att 20 dB      \*RBW 100 kHz      Marker 1 [T1]      -50.87 dBm  
\*VBW 100 kHz      \*SWT 500 ms      2.484000000 GHz



Date: 11.JAN.2007 23:46:57

## 5.5 Hopping Channel Separation

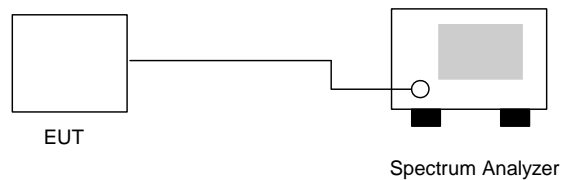
### 5.5.1 Measuring Instruments :

As described in chapter 9 of this test report.

### 5.5.2 Test Procedure :

1. The output of EUT was connected to the spectrum analyzer by a low loss cable..
2. Set RBW of spectrum analyzer to 100kHz and VBW to 100kHz.
3. The Hopping Channel Separation is defined as the channel is separated with the next channel.

### 5.5.3 Test Setup Layout :



### 5.5.4 Test Result : The spectrum analyzer plots are attached as below

- Application Type : BT
- Temperature : 24°C
- Relative Humidity : 49%
- Test Enginner : Andy

Channel	Carrier Frequency		Limits ( MHz )	Plot Ref. No.
	Frequency (MHz)	Separation ( MHz )		
00	2402	1.008	0.864	Mode 1
39	2441	1.000	0.868	Mode 2
78	2480	0.966	0.868	Mode 3

Note: Limits =25kHz or the 20dB bandwidth of the hopping channel, which ever is greater



5.5.5 Hopping Channel Separation

Mode 1

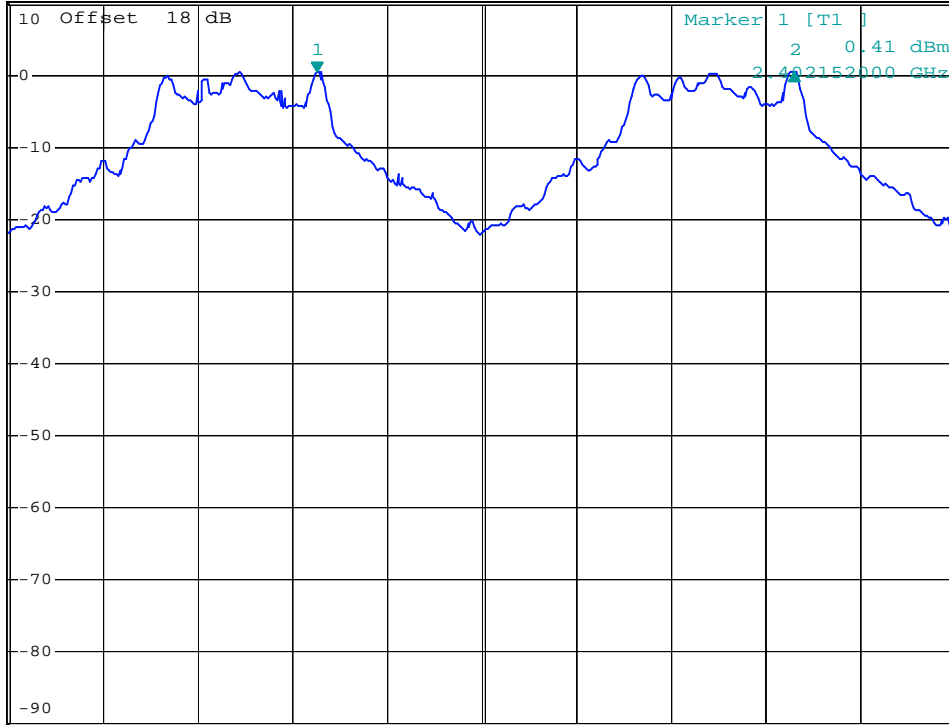


\*RBW 30 kHz    Delta 2 [T1 ]  
 \*VBW 100 kHz    0.13 dB  
 \*SWT 500 ms    1.008000000 MHz

Ref 10 dBm

\*Att 20 dB

1 PK  
MAXH



Center 2.4025 GHz

200 kHz/

Span 2 MHz

Date: 11.JAN.2007 23:58:33



Mode 2

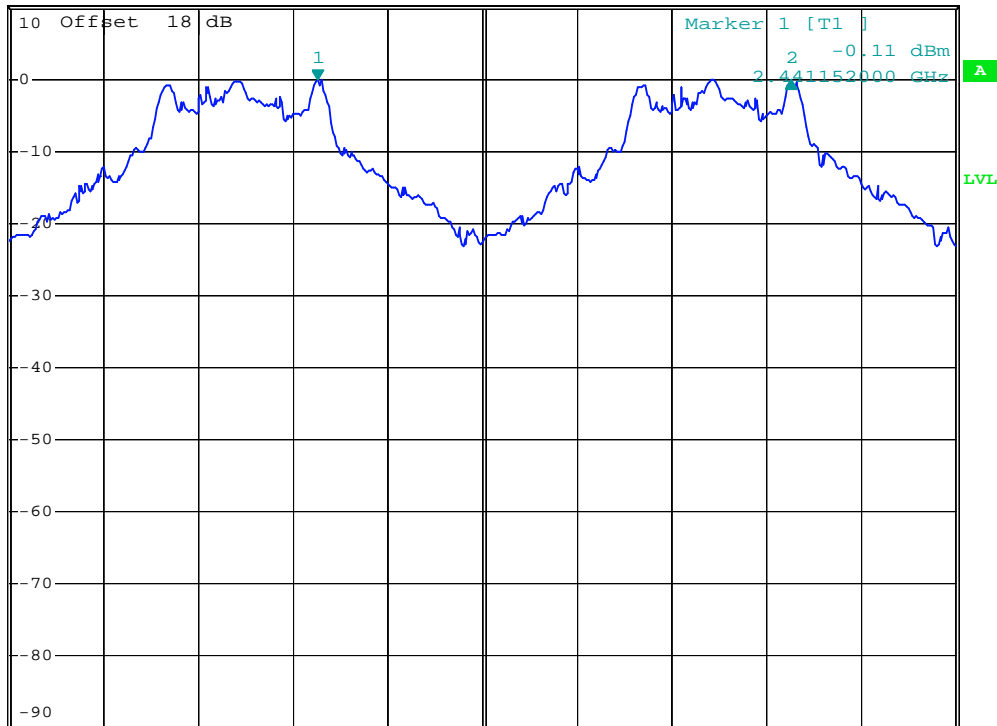


\*RBW 30 kHz Delta 2 [T1 ]  
\*VBW 100 kHz -0.03 dB  
\*SWT 500 ms 1.000000000 MHz

Ref 10 dBm

\*Att 20 dB

1. PR  
MAXH



Center 2.4415 GHz 200 kHz/ Span 2 MHz

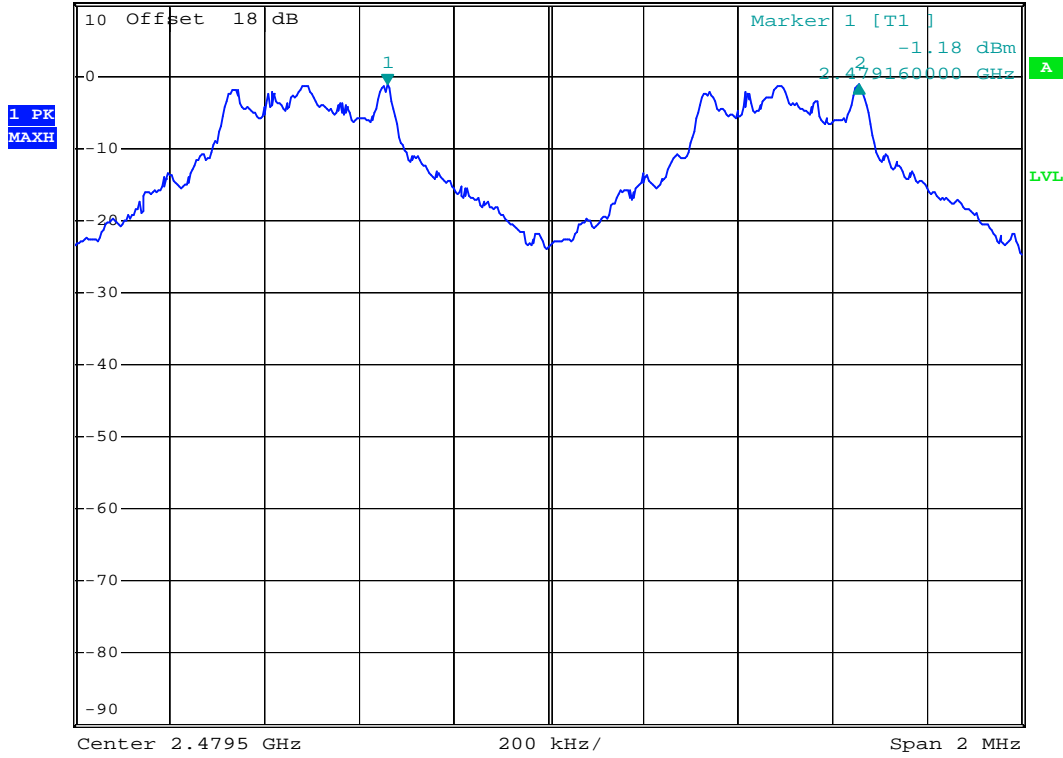
Date: 11.JAN.2007 23:49:54



Mode 3



\*RBW 30 kHz    Delta 2 [T1 ]  
 \*VBW 100 kHz    -0.00 dB  
 \*Att 20 dB    \*SWT 500 ms    996.00000000 kHz



Date: 11.JAN.2007 23:48:34

## 5.6 Number of Hopping Frequency

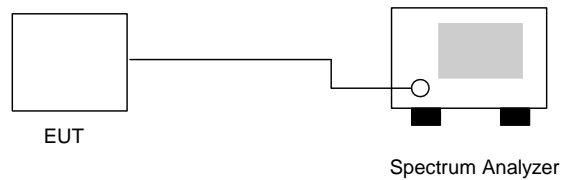
### 5.6.1 Measuring Instruments :

As described in chapter 9 of this test report.

### 5.6.2 Test Procedure :

1. The output of EUT was connected to the spectrum analyzer by a low loss cable.
2. Set RBW of spectrum analyzer to 100kHz and VBW to 100kHz.
3. The number of hopping frequency used is defined as the device has the numbers of total channel.

### 5.6.3 Test Setup Layout :



### 5.6.4 Test Result : See spectrum analyzer plots below

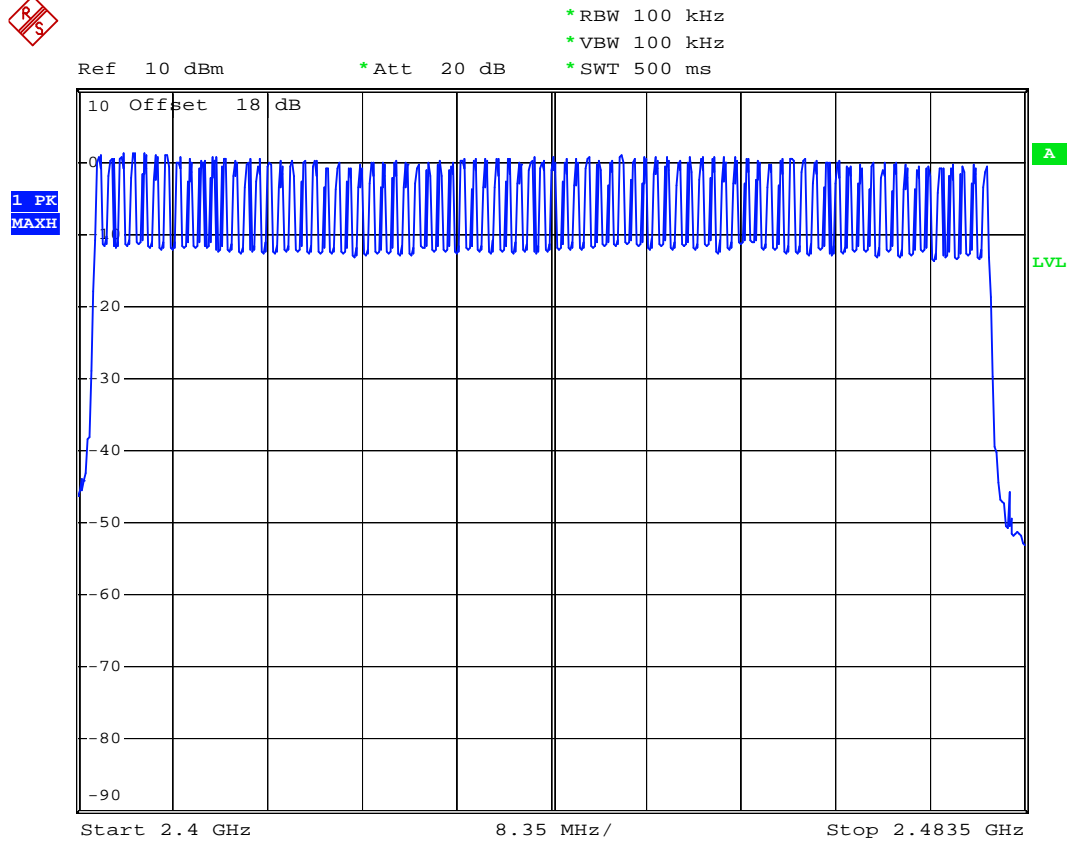
- Application Type : BT
- Temperature : 24°C
- Relative Humidity : 49%
- Test Enginner : Andy

Number of Hopping Frequency (Channel)	Limits (Channel)
79	15





5.6.5 Number of Hopping Frequency



Date: 12.JAN.2007 00:30:20

### 5.7 Hopping Channel Bandwidth

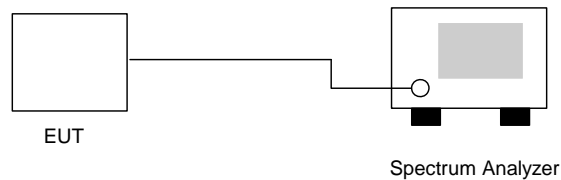
#### 5.7.1 Measuring Instruments :

As described in chapter 9 of this test report.

#### 5.7.2 Test Procedure :

1. The transmitter output was connected to the spectrum analyzer by a low loss cable.
2. Set RBW of spectrum analyzer to 30kHz and VBW to 300kHz.
3. The Hopping Channel bandwidth is defined as the total spectrum the power of which is higher than peak power minus 20 dB.

#### 5.7.3 Test Setup Layout :



#### 5.7.4 Test Result : See spectrum analyzer plots below

- Application Type : BT
- Temperature : 24°C
- Relative Humidity : 49%
- Test Enginner : Andy

Channel	Frequency (MHz)	Hopping Channel Bandwidth (MHz)	Limits (MHz)	Plot Ref. No.
00	2402	0.864	1.000	Mode 1
39	2441	0.868	1.000	Mode 2
78	2480	0.868	1.000	Mode 3

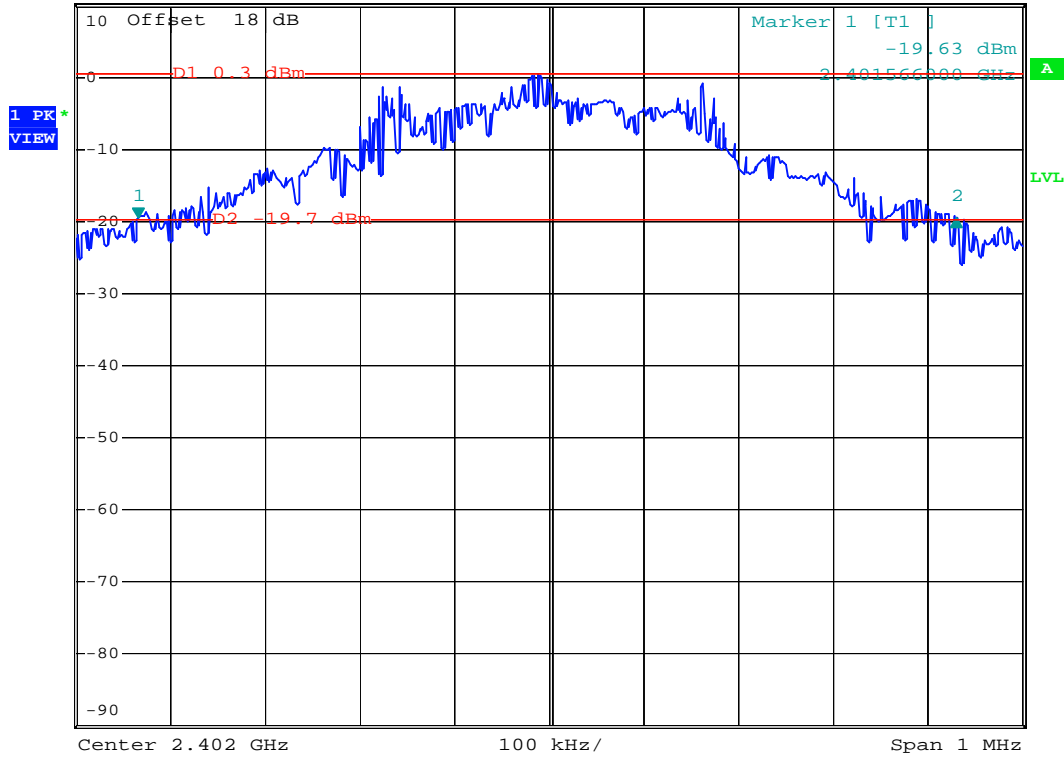


5.7.5 Hopping Channel Bandwidth

Mode 1



\*RBW 30 kHz    Delta 2 [T1 ]  
 \*VBW 300 kHz    0.04 dB  
 \*SWT 500 ms    864.00000000 kHz  
 Ref 10 dBm    \*Att 20 dB



Date: 11.JAN.2007 23:42:31



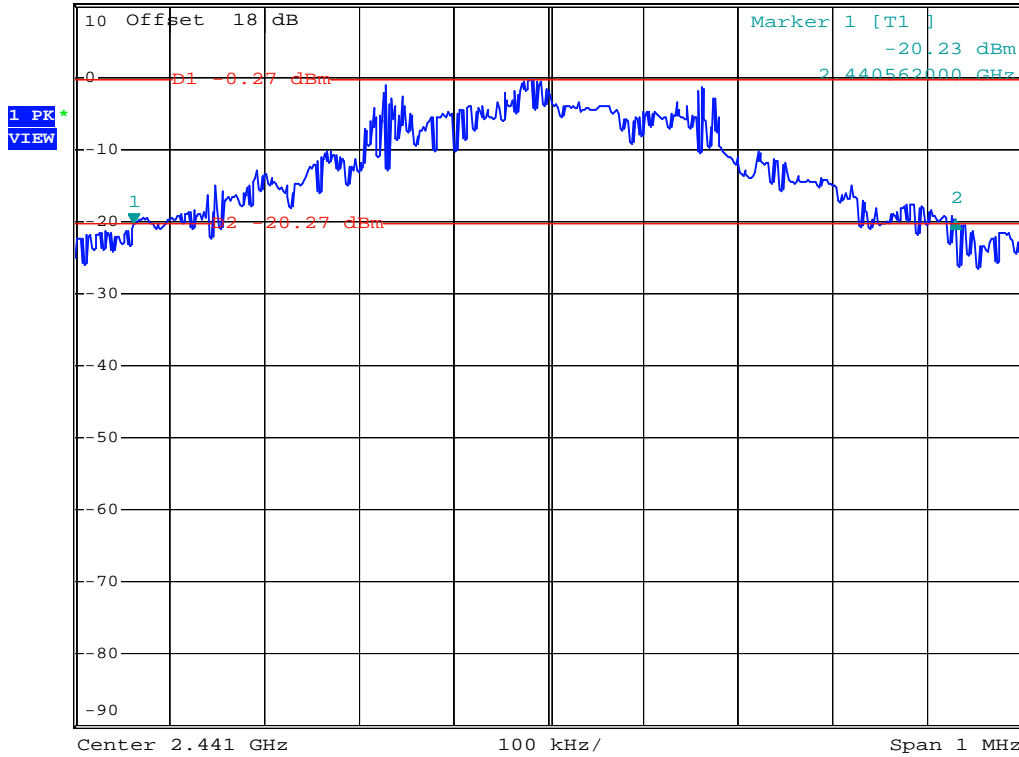
Mode 2



\*RBW 30 kHz    Delta 2 [T1 ]  
 \*VBW 300 kHz    0.36 dB  
 \*SWT 500 ms    868.00000000 kHz

Ref 10 dBm

\*Att 20 dB



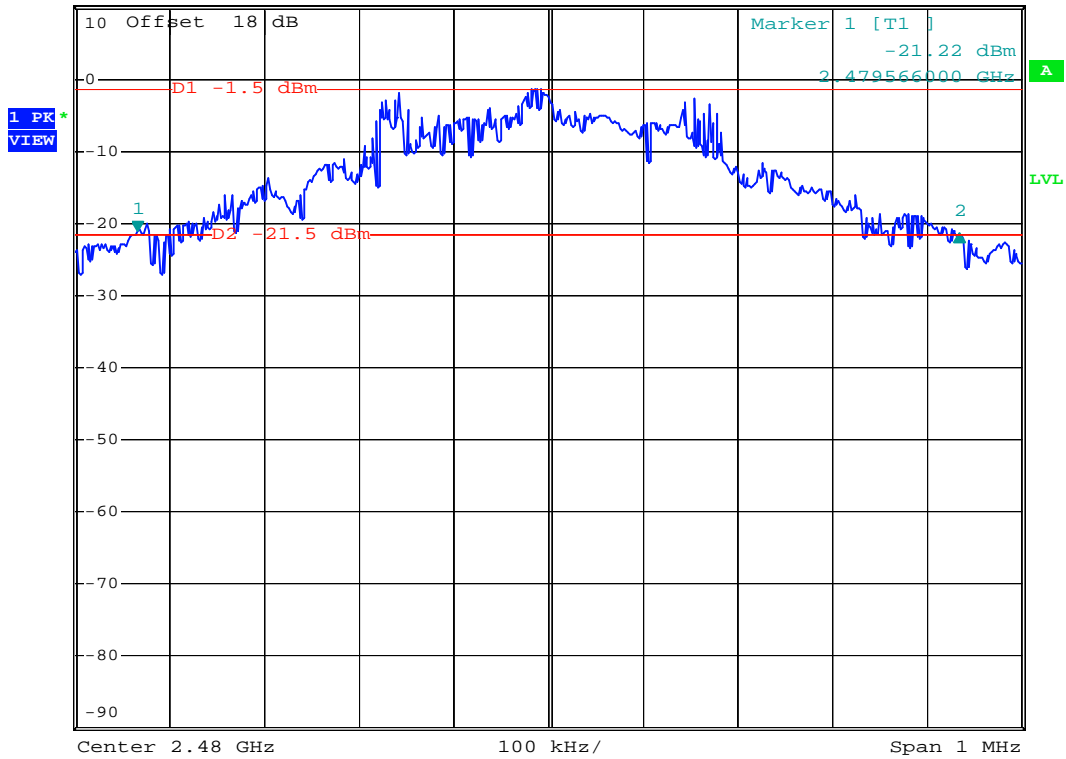
Date: 11.JAN.2007 23:44:15



Mode 3



Ref 10 dBm      \*Att 20 dB      \*RBW 30 kHz      Delta 2 [T1 ]  
\*VBW 300 kHz      -0.25 dB  
\*SWT 500 ms      868.00000000 kHz



Date: 11.JAN.2007 23:41:19

### 5.8 Dwell Time of Each Frequency

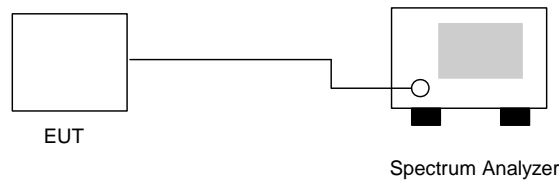
#### 5.8.1 Measuring Instruments :

As described in chapter 9 of this test report.

#### 5.8.2 Test Procedure :

1. The transmitter output was connected to the spectrum analyzer by a low loss cable.
2. Set RBW of spectrum analyzer to 1MHz and VBW to 1MHz.
3. Set the center frequency on any frequency would be measure and set the frequency span to zero span.
4. The calculate =  $79 * 0.4 * (1600/79) * t$  (t = the time duration of one single pulse )

#### 5.8.3 Test Setup Layout :



#### 5.8.4 Test Result : See spectrum analyzer plots below

- Application Type : BT
- Temperature : 24°C
- Relative Humidity : 49%
- Test Enginner : Andy

Ch00

Package Mode	Average Hopping Channel	Package Transfer Time (us)	Dwell Time (s)	Limit (s)
DH1	8.1	452	0.116	0.4
DH3	4.1	1724	0.223	0.4
DH5	3.5	3004	0.332	0.4

**CH39**

Package Mode	Average Hopping Channel	Package Transfer Time (us)	Dwell Time (s)	Limit (s)
DH1	8.5	440	0.118	0.4
DH3	4.6	1714	0.249	0.4
DH5	3	2984	0.283	0.4

**CH78**

Package Mode	Average Hopping Channel	Package Transfer Time (us)	Dwell Time (s)	Limit (s)
DH1	8.2	444	0.115	0.4
DH3	4	1714	0.217	0.4
DH5	3.1	2984	0.292	0.4

**Remark:**

1. Dwell Time=79(channels) x 0.4(s) x average hopping channel x package transfer time
2. 79channels come from the Hopping Channel number.
3. Average Hopping Channel = hops/sweep time
4. t: Package Transfer Time(us)

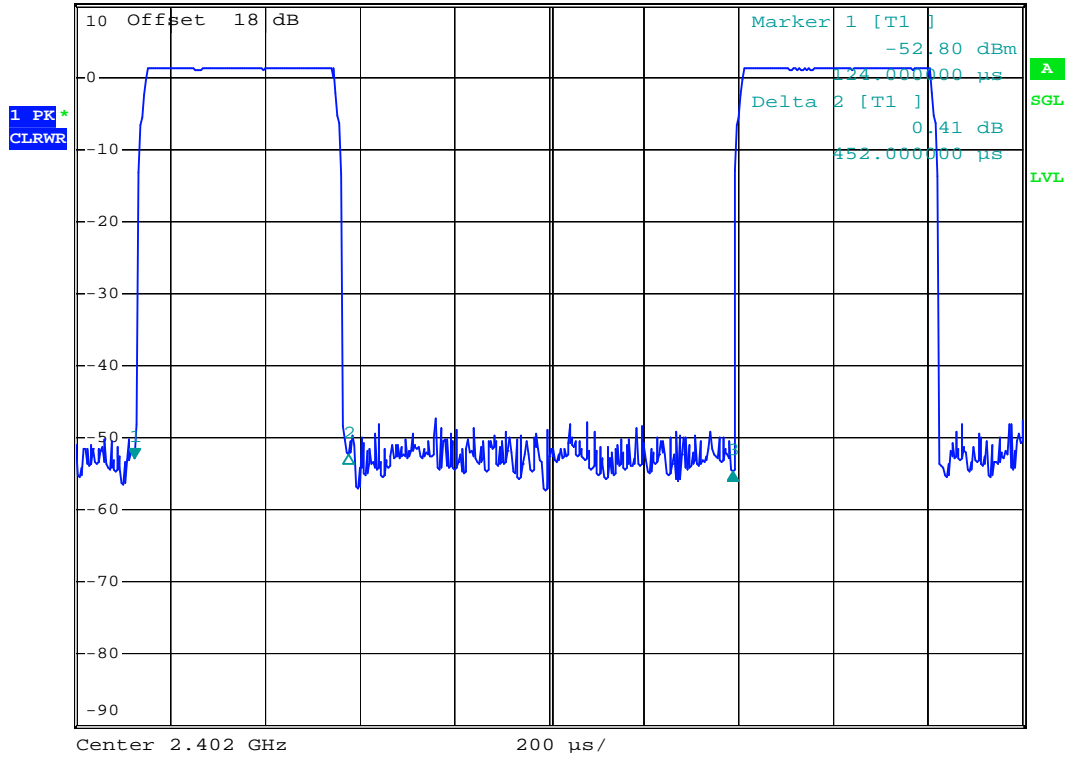


5.8.5 Dwell Time

DH1 (CH00)



RBW 1 MHz      Delta 3 [T1 ]  
 \*VBW 1 MHz      -1.79 dB  
 Ref 10 dBm      \*Att 20 dB      SWT 2 ms      1.264000 ms

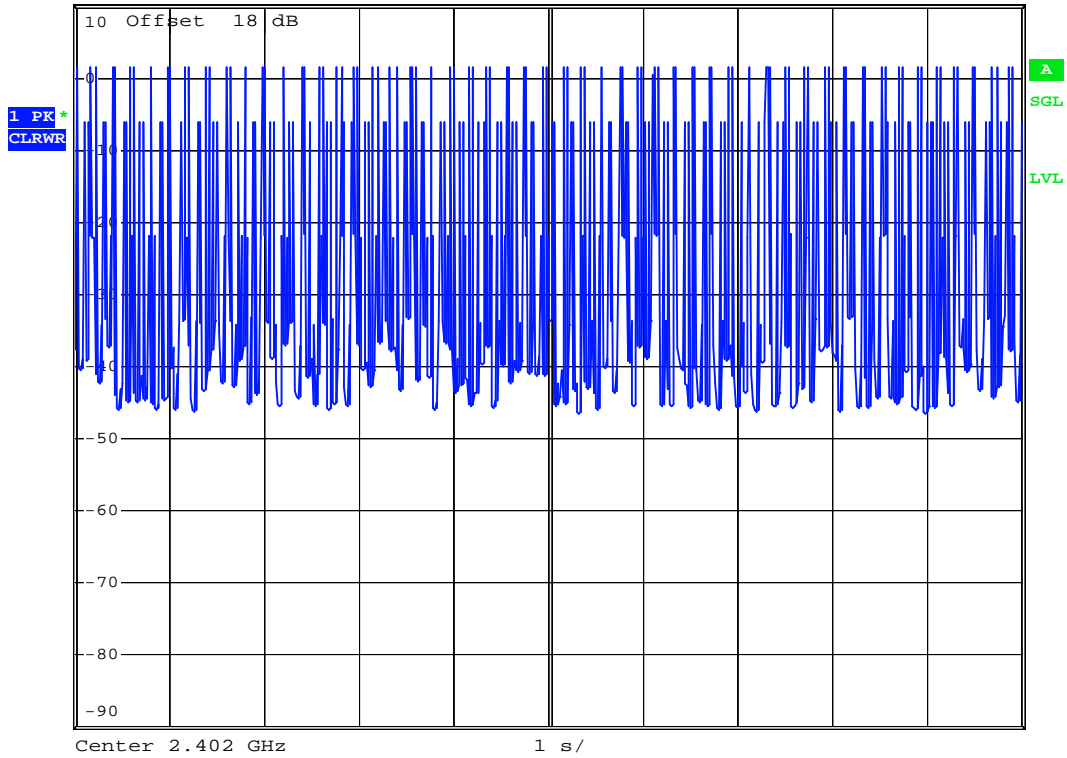


Date: 12.JAN.2007 00:03:26





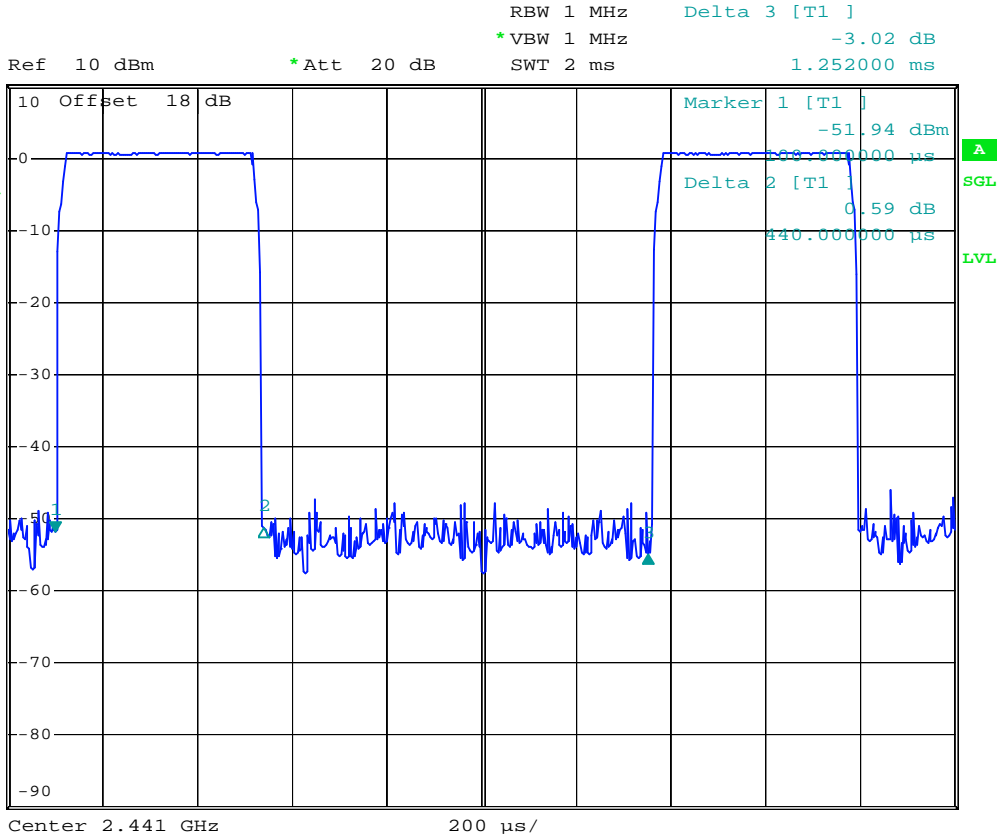
Ref 10 dBm      \*Att 20 dB      RBW 1 MHz  
\*VBW 1 MHz      SWT 10 s



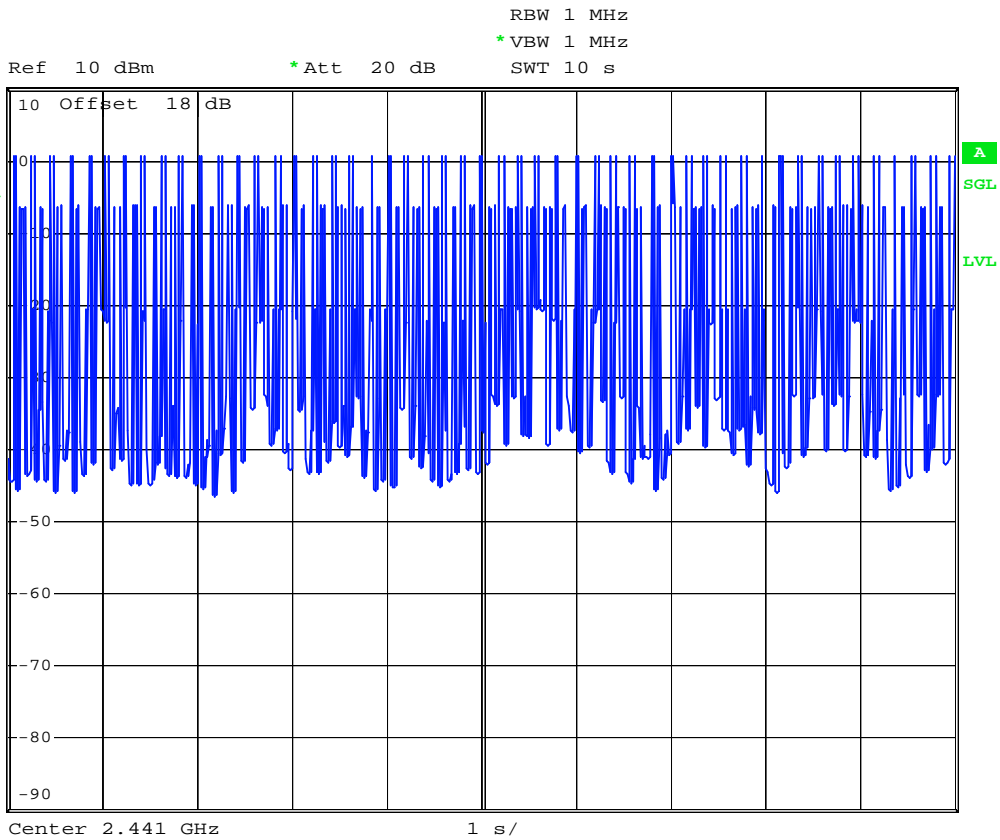
Date: 12.JAN.2007 00:14:29



DH1 (CH39)



Date: 12.JAN.2007 00:04:13



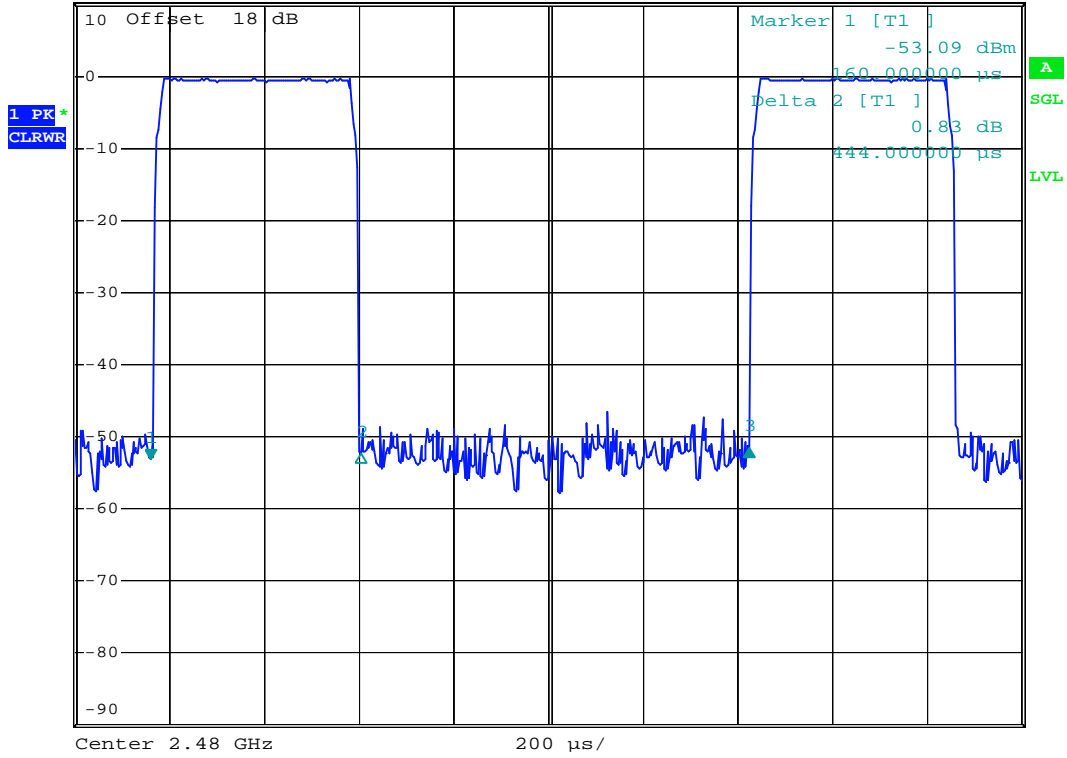
Date: 12.JAN.2007 00:15:02



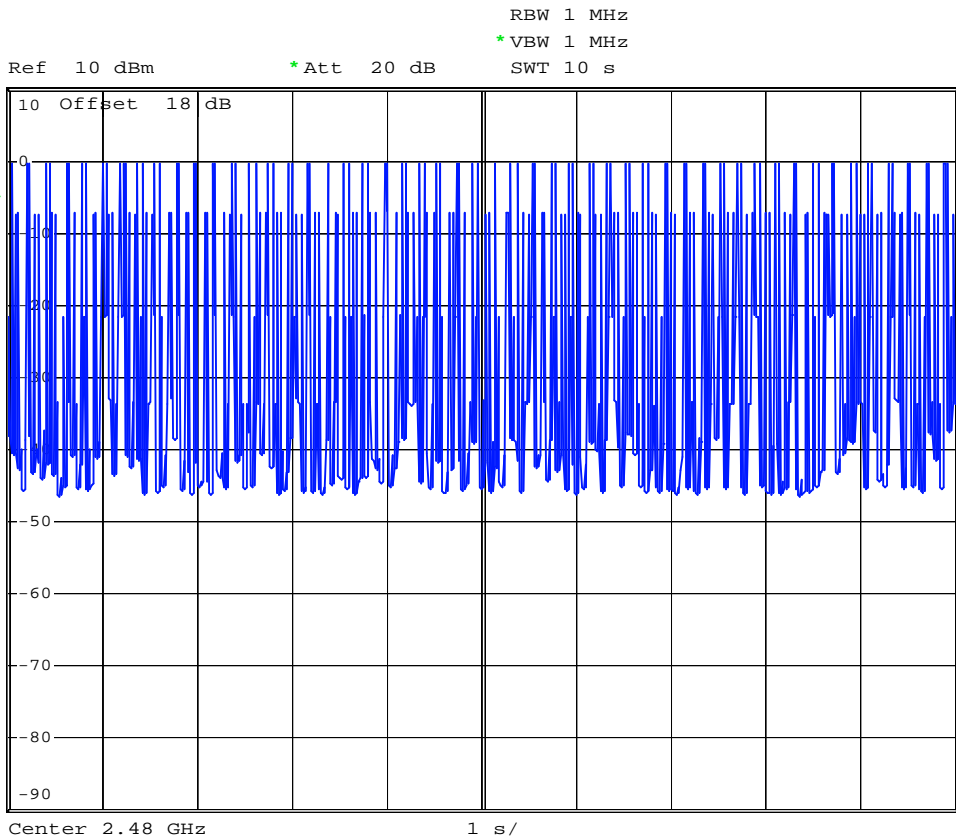
DH1 (CH78)



RBW 1 MHz      Delta 3 [T1 ]  
 \*VBW 1 MHz      1.56 dB  
 Ref 10 dBm      \*Att 20 dB      SWT 2 ms      1.264000 ms



Date: 12.JAN.2007 00:06:33



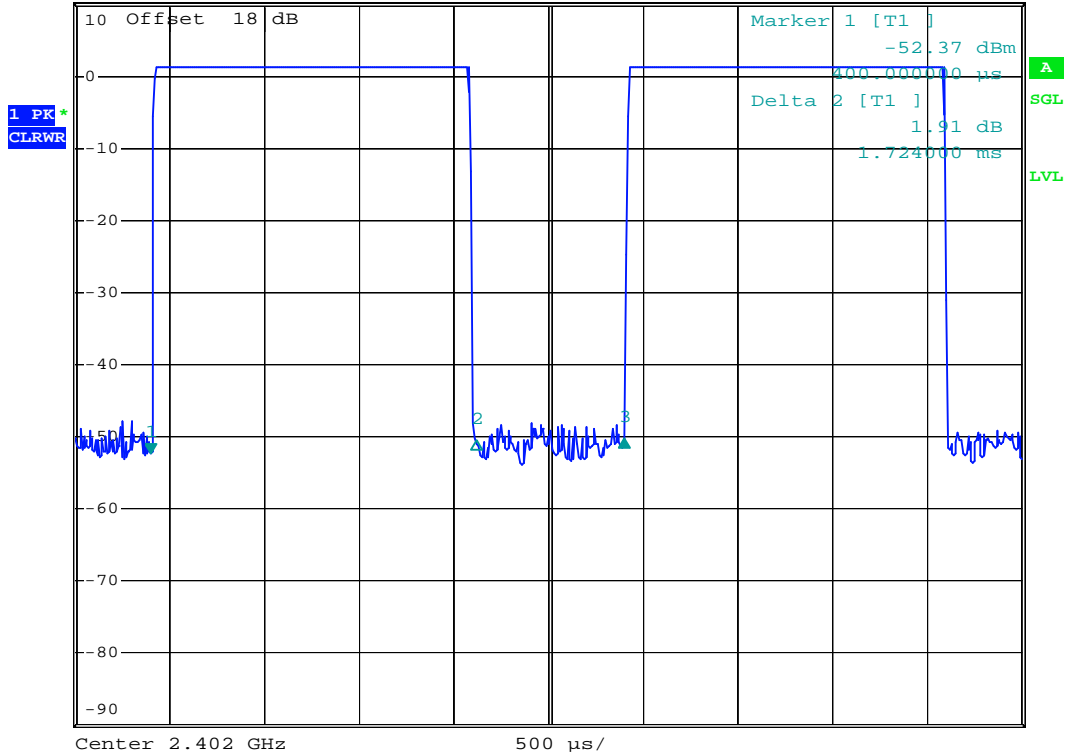
Date: 12.JAN.2007 00:15:35



DH3 (CH00)



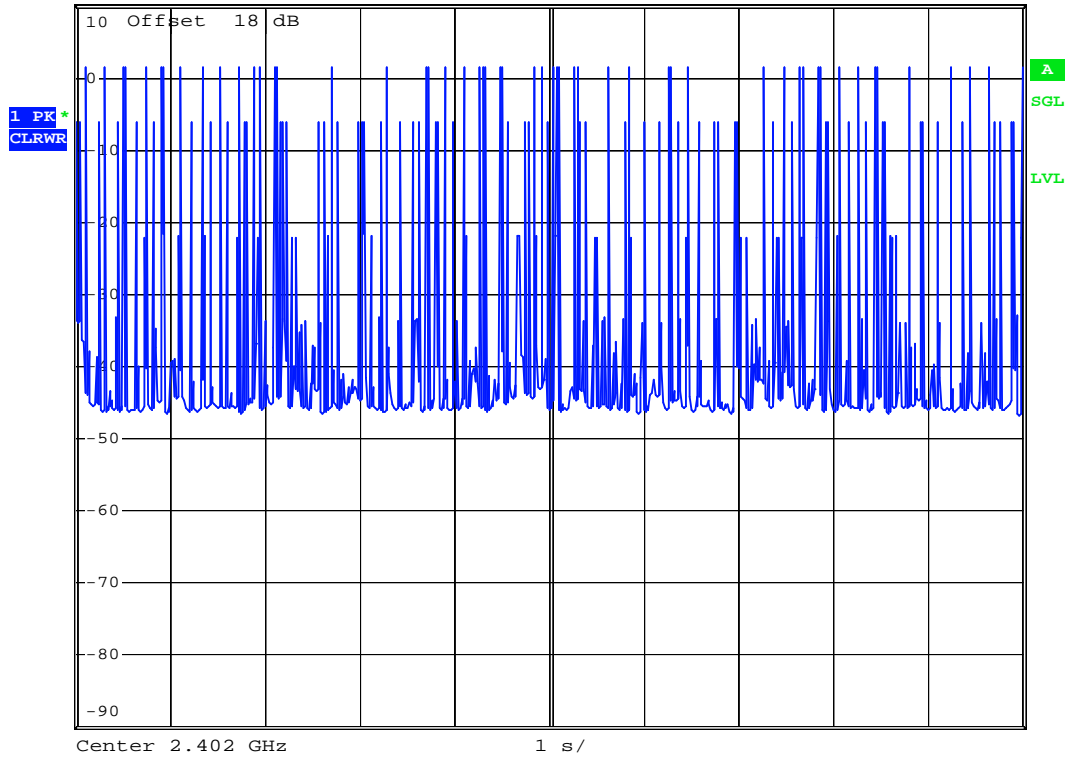
RBW 1 MHz      Delta 3 [T1 ]  
 \*VBW 1 MHz      2.06 dB  
 Ref 10 dBm      \*Att 20 dB      SWT 5 ms      2.504000 ms



Date: 12.JAN.2007 00:08:51



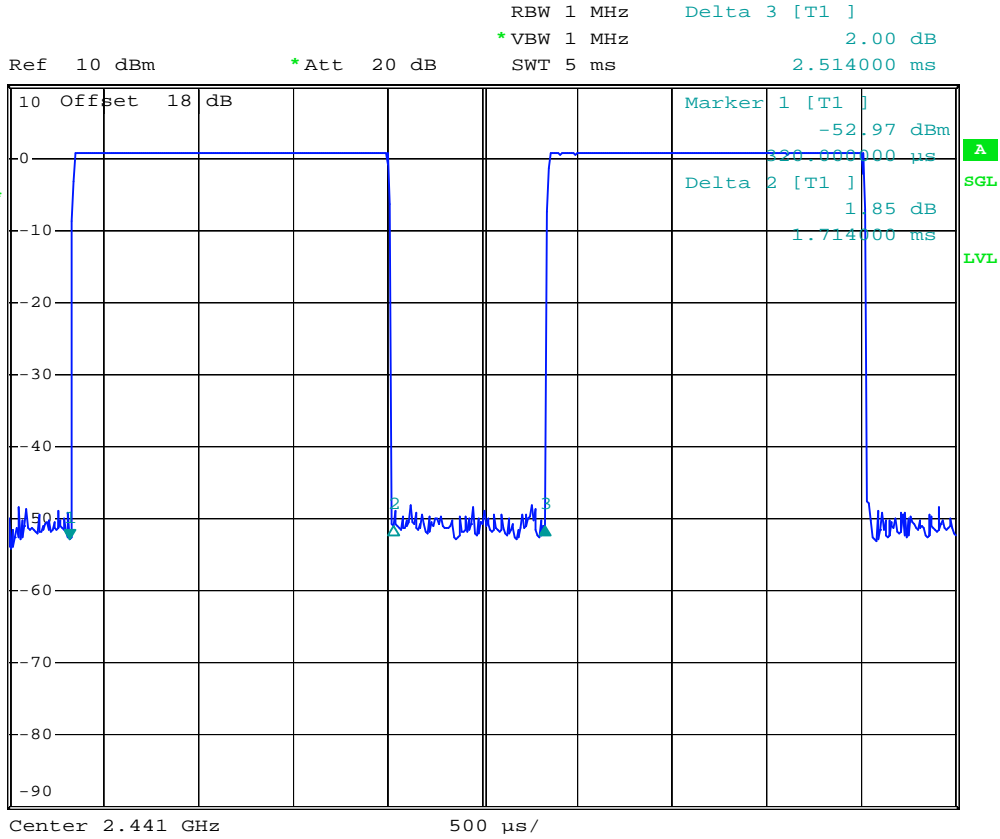
Ref 10 dBm      \*Att 20 dB      RBW 1 MHz  
\*VBW 1 MHz      SWT 10 s



Date: 12.JAN.2007 00:16:08

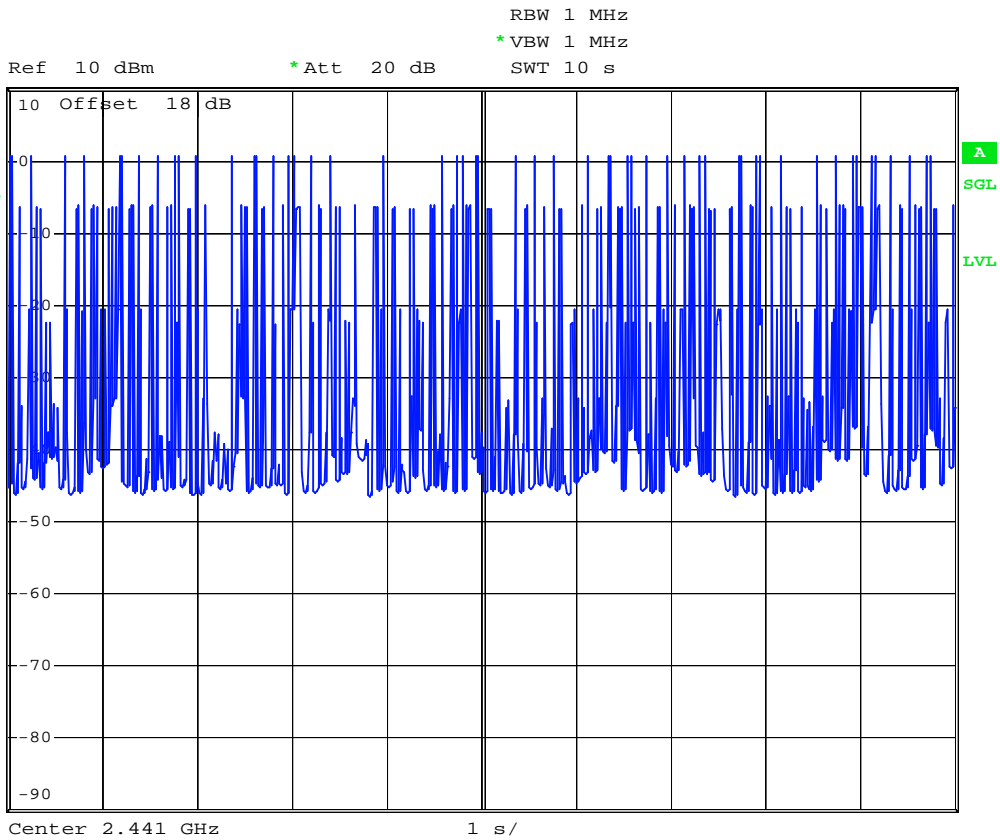


DH3 (CH39)



Date: 12.JAN.2007 00:09:41





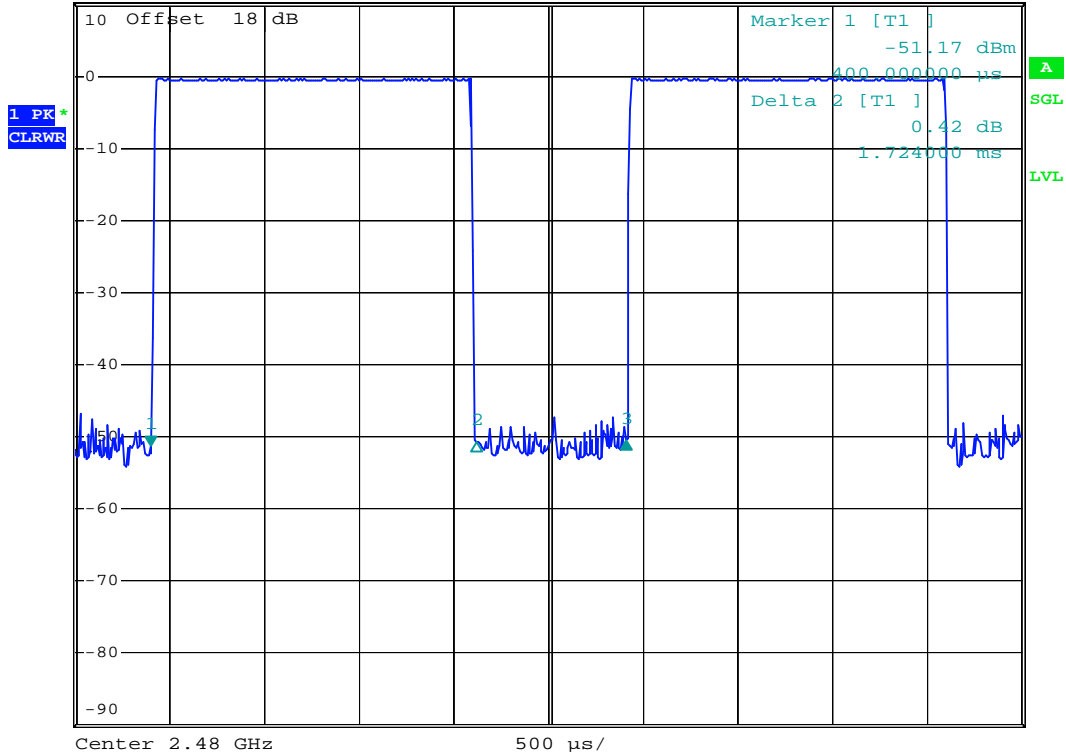
Date: 12.JAN.2007 00:16:40



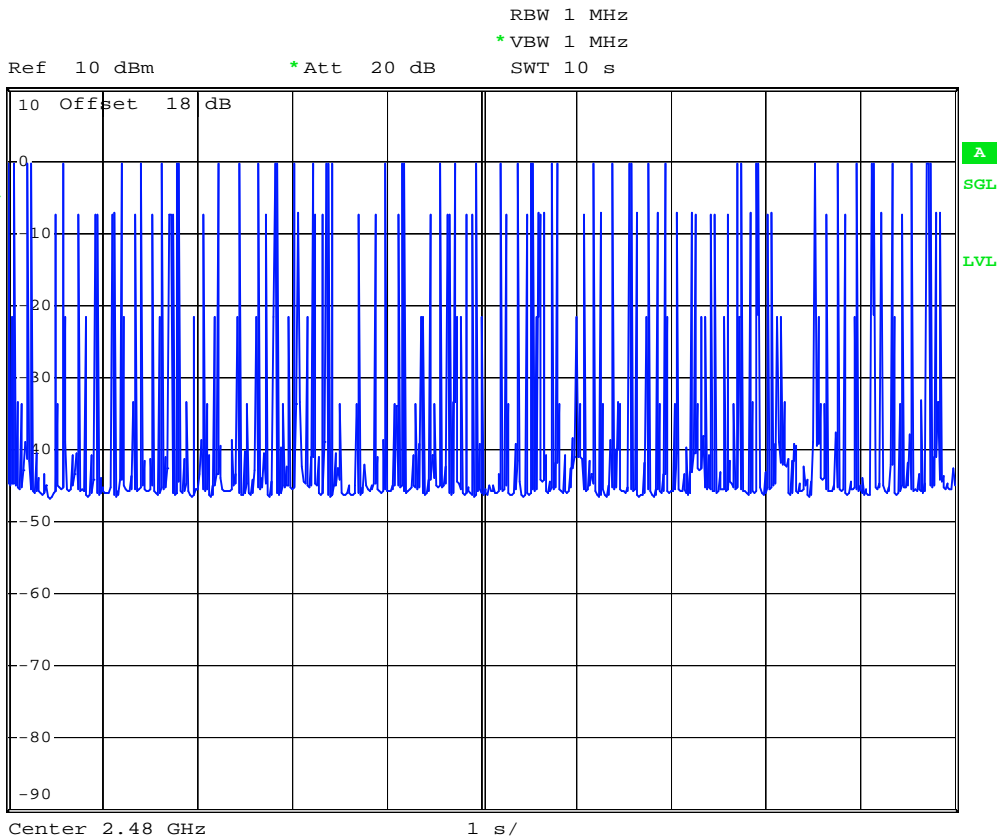
DH3 (CH78)



RBW 1 MHz      Delta 3 [T1 ]  
 \*VBW 1 MHz      0.62 dB  
 Ref 10 dBm      \*Att 20 dB      SWT 5 ms      2.514000 ms



Date: 12.JAN.2007 00:10:15



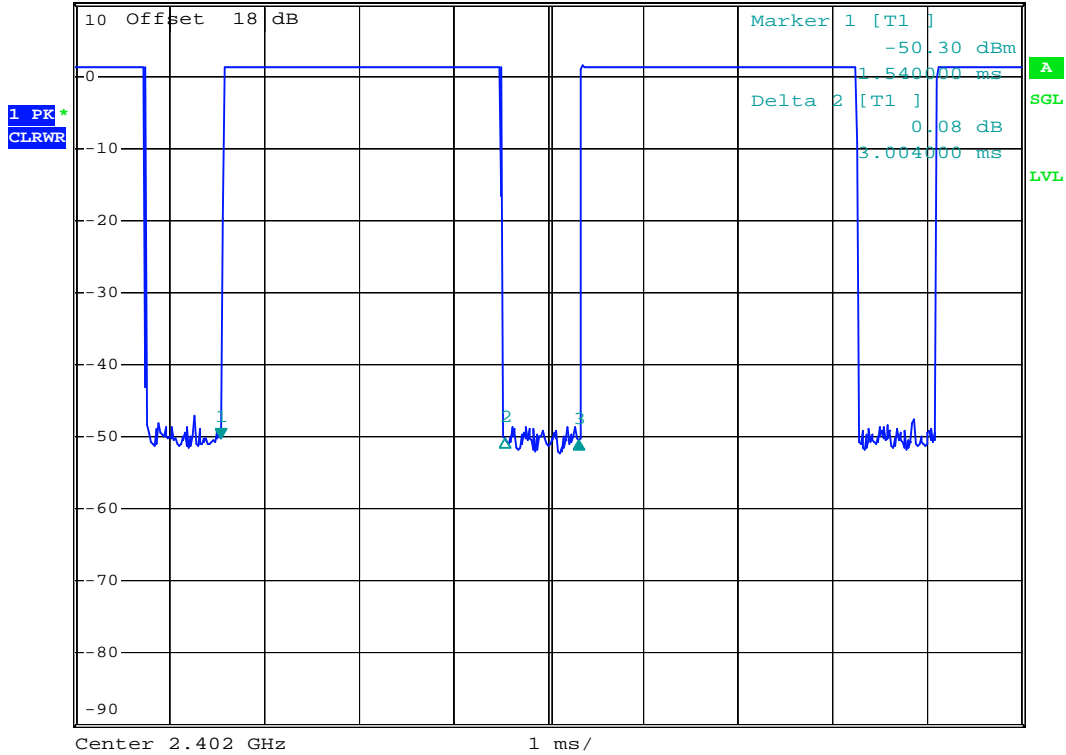
Date: 12.JAN.2007 00:17:49



DH5 (CH00)



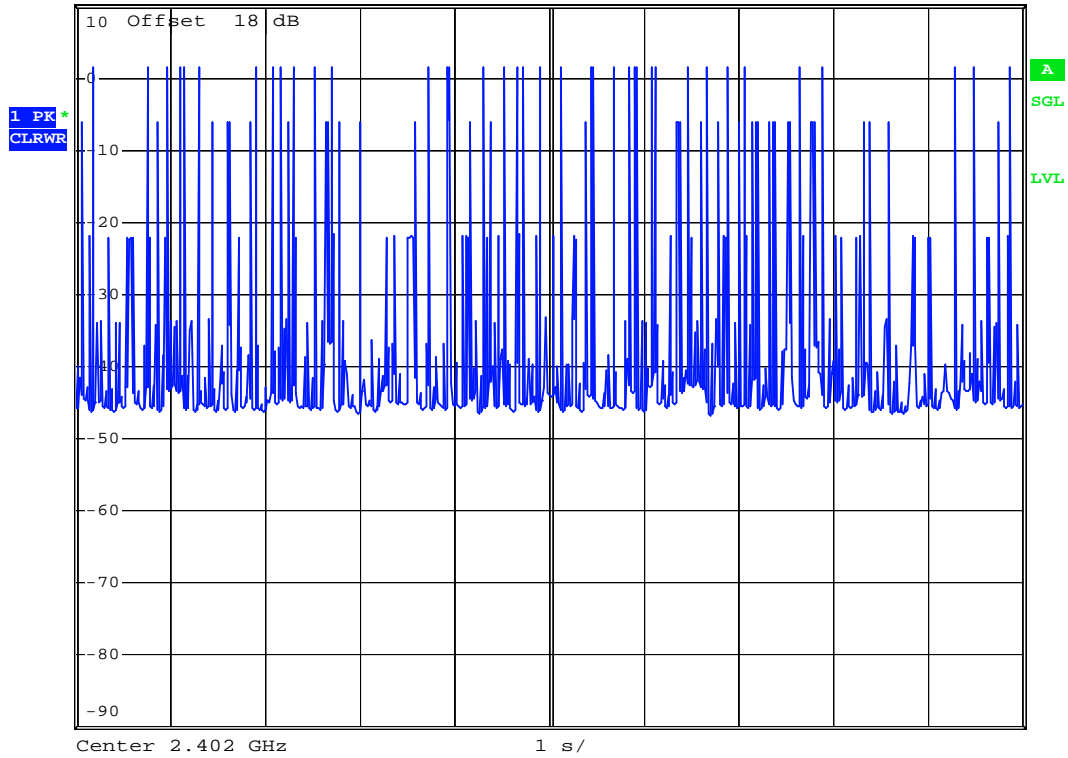
RBW 1 MHz      Delta 3 [T1 ]  
 \*VBW 1 MHz      -0.11 dB  
 Ref 10 dBm      \*Att 20 dB      SWT 10 ms      3.774000 ms



Date: 12.JAN.2007 00:11:04



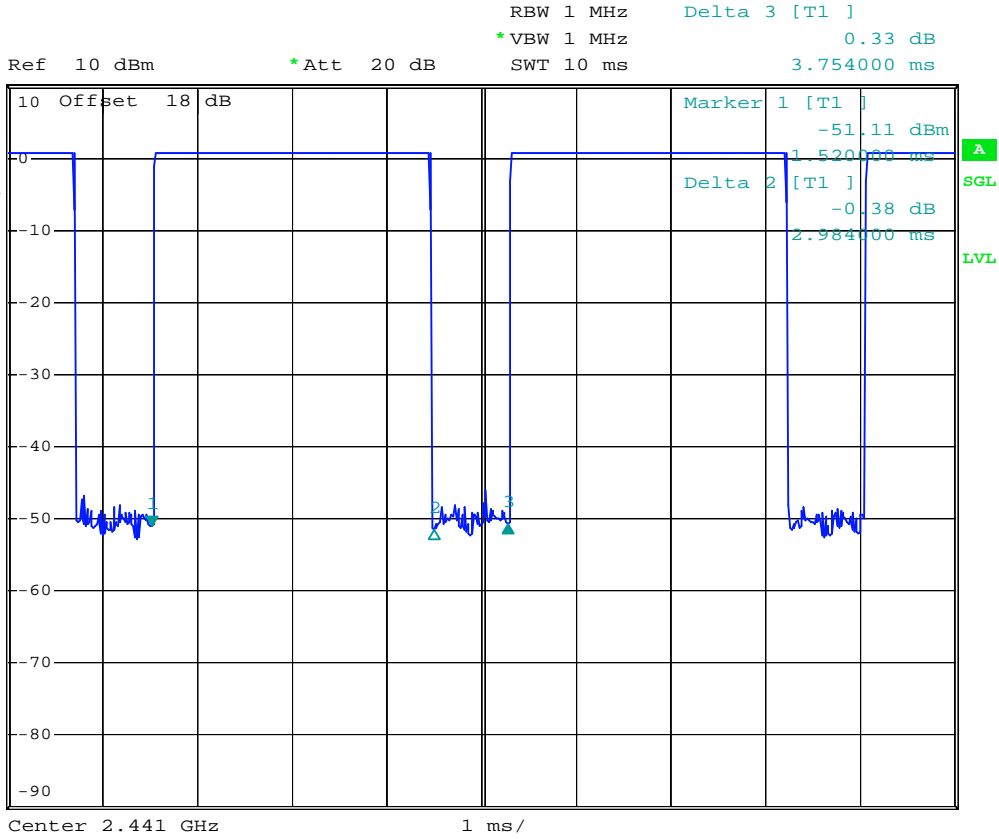
Ref 10 dBm      \*Att 20 dB      RBW 1 MHz  
\*VBW 1 MHz      SWT 10 s



Date: 12.JAN.2007 00:19:09



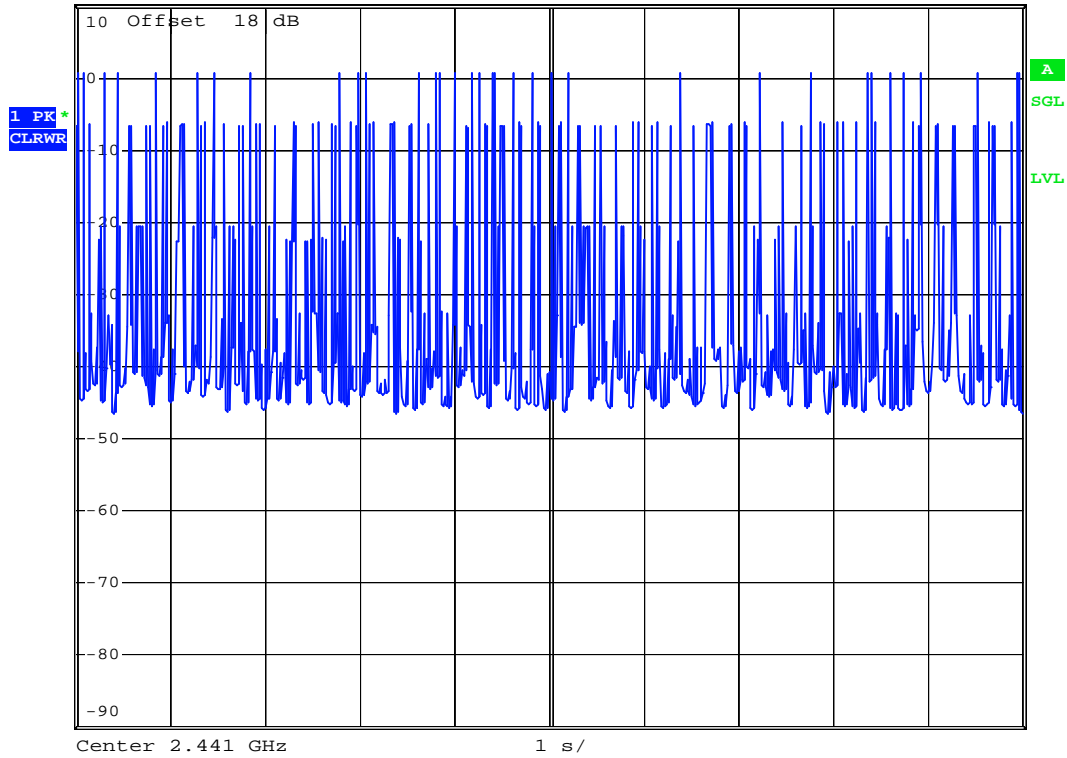
DH5 (CH39)



Date: 12.JAN.2007 00:12:25



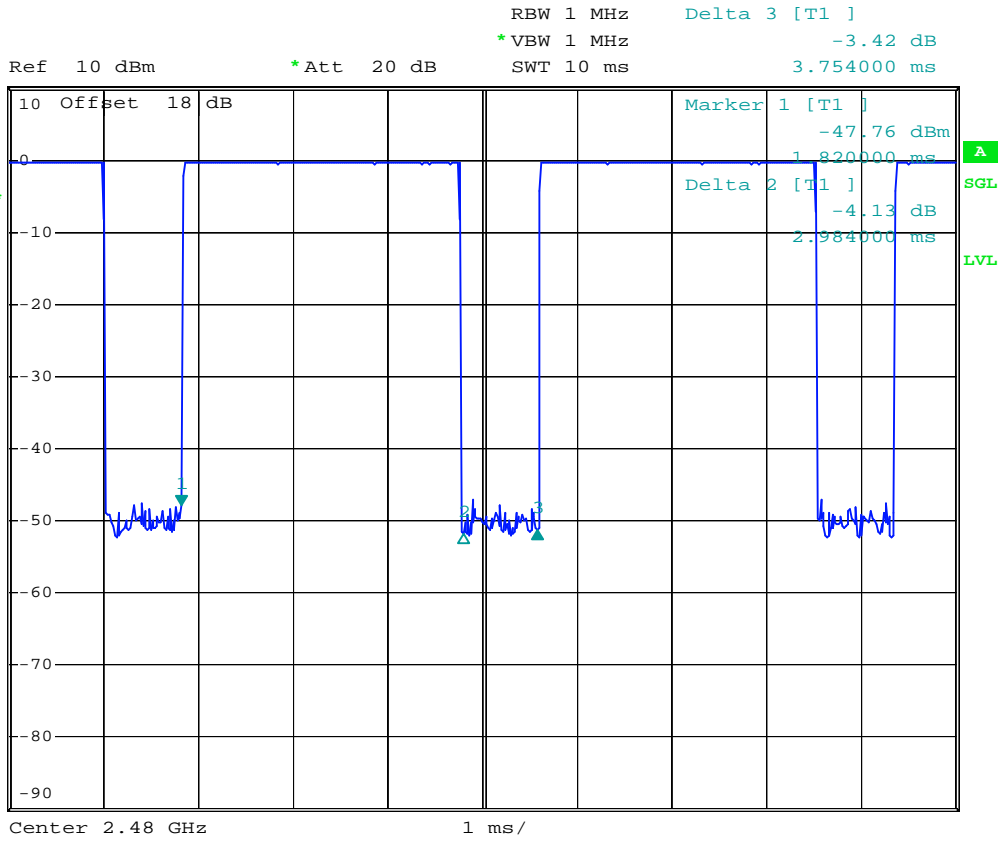
Ref 10 dBm      \*Att 20 dB      RBW 1 MHz  
\*VBW 1 MHz      SWT 10 s



Date: 12.JAN.2007 00:19:46



DH5 (CH78)

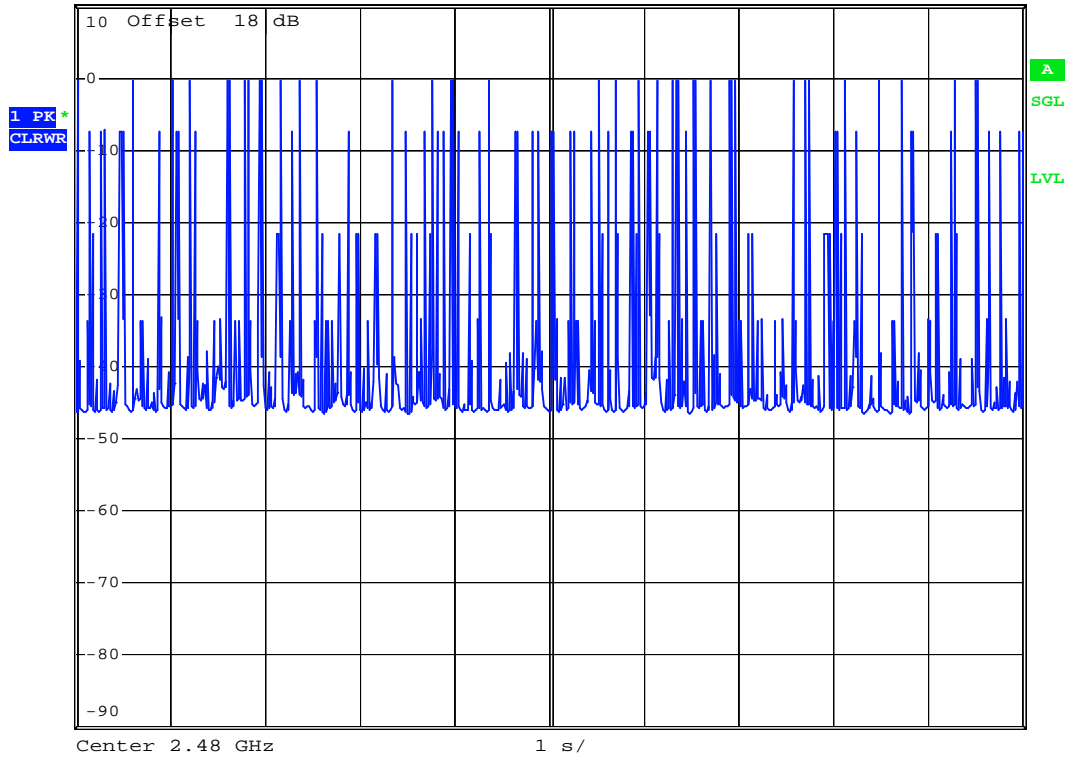


Date: 12.JAN.2007 00:13:01





Ref 10 dBm      \*Att 20 dB      RBW 1 MHz  
\*VBW 1 MHz      SWT 10 s



Date: 12.JAN.2007 00:20:18

**5.9 Peak Output Power Measurement**

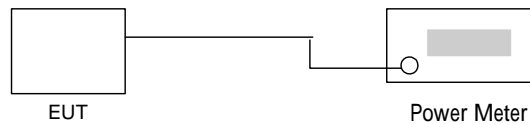
5.9.1 Measuring Instruments :

As described in chapter 6 of this test report.

5.9.2 Test Procedure :

1. The antenna port ( RF output ) of the EUT was connected to the input ( RF input ) of a power meter for WLAN measurement. The power is equal to the reading level on power meter plus cable loss at the EUT antenna terminal.
2. The antenna port(RF output) of the EUT was connected to the input (RF input) of a spectrum analyzer for BT measurement. The cable loss has been offset before testing.

5.9.3 Test Setup Layout :



5.9.4 Test Result :

- Application Type : WLAN 802.11b/g and BT
- Temperature : 24°C
- Relative Humidity : 49 %
- Test Enginner : Andy

**WLAN 802.11b**

Channel	Frequency (MHz)	Measured Output Power (dBm)	Limits (Watt/dBm )
01	2412	15.20	1W/30 dBm
06	2437	15.78	1W/30 dBm
11	2462	15.40	1W/30 dBm

**WLAN 802.11g**

Channel	Frequency (MHz)	Measured Output Power (dBm)	Limits (Watt/dBm )
01	2412	20.41	1W/30 dBm
06	2437	20.97	1W/30 dBm
11	2462	21.23	1W/30 dBm



**Bluetooth**

---

Channel	Frequency (MHz)	Measured Output Power (dBm)	Limits (Watt/dBm )
00	2402	1.54	1W/30 dBm
39	2441	0.92	1W/30 dBm
78	2480	-0.24	1W/30 dBm

---

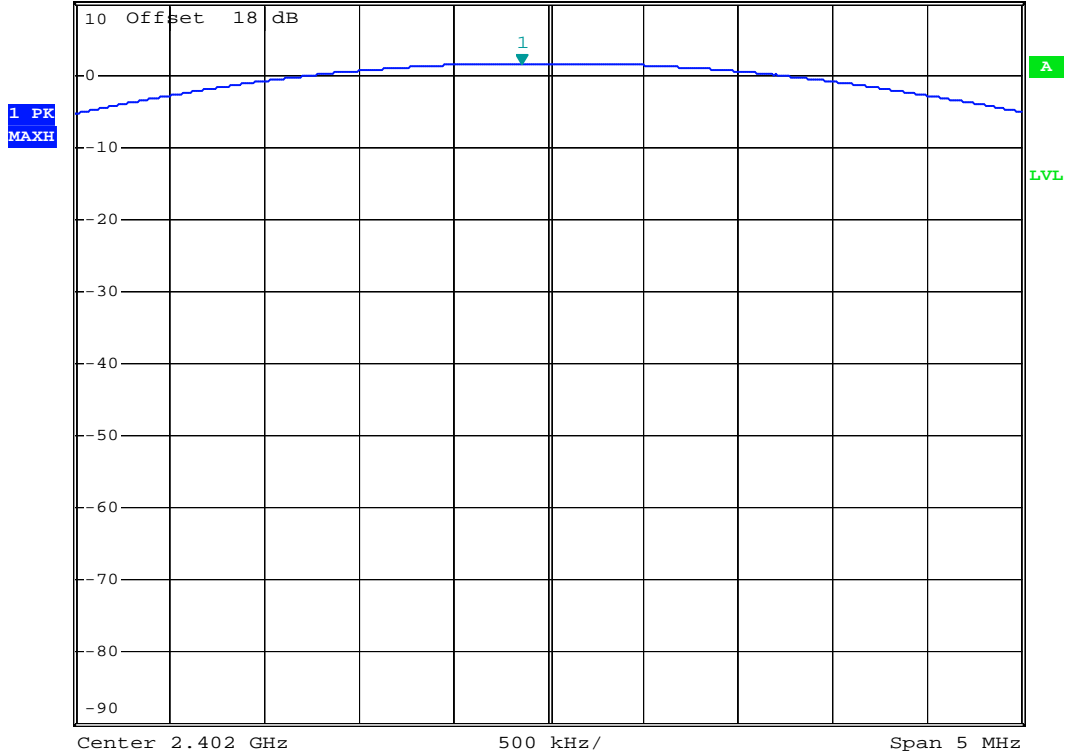


5.9.5 Output Power

BT Mode : CH00 (2402MHz)



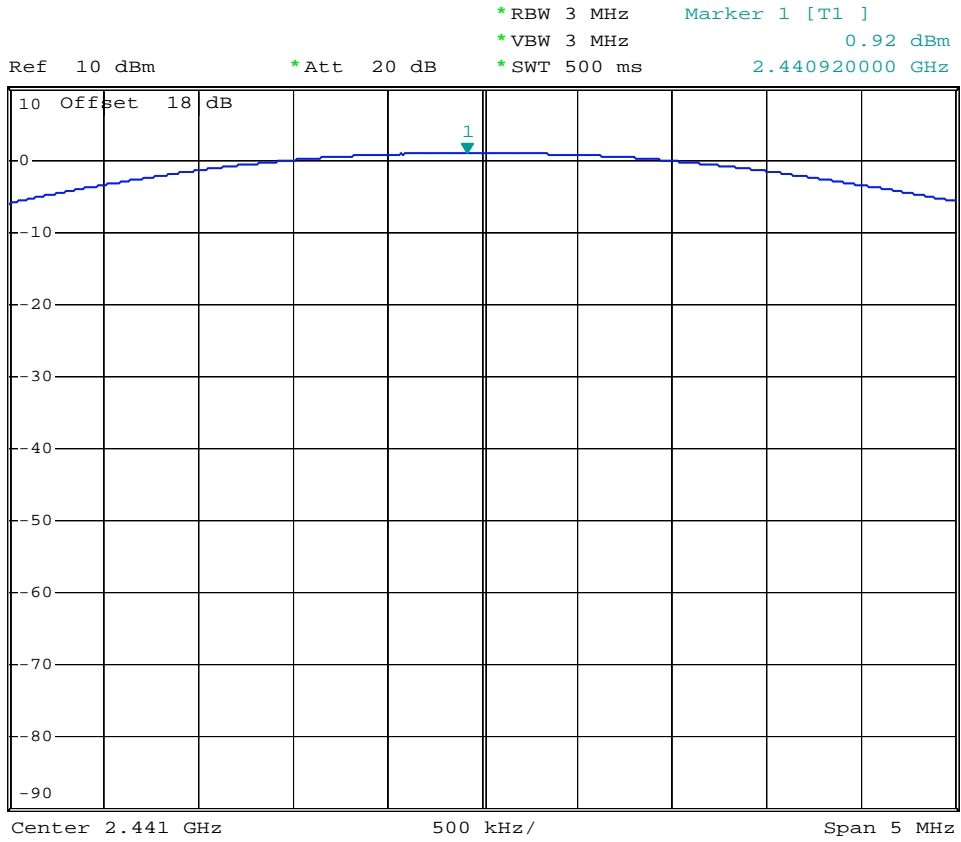
Ref 10 dBm      \*Att 20 dB      \*RBW 3 MHz      Marker 1 [T1]      \*VBW 3 MHz      1.54 dBm  
\*SWT 500 ms      2.401860000 GHz



Date: 11.JAN.2007 23:38:42



BT Mode : CH39 (2441MHz)



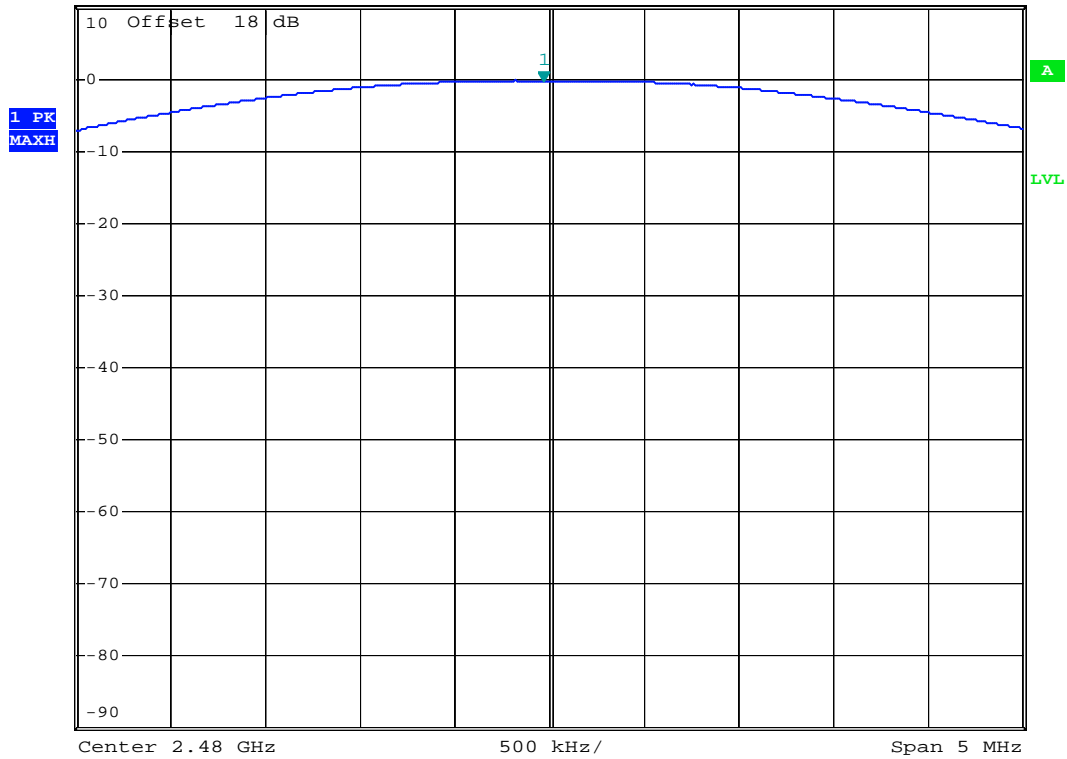
Date: 11.JAN.2007 23:39:26



BT Mode : CH78 (2480MHz)



Ref 10 dBm      \*Att 20 dB      \*RBW 3 MHz      Marker 1 [T1]      -0.24 dBm  
\*VBW 3 MHz      \*SWT 500 ms      2.479970000 GHz



Date: 11.JAN.2007 23:39:56



## **5.10 Conducted Emission**

### **5.10.1 Measuring Instruments**

As described in chapter 6 of this test Report.

### **5.10.2 Test Procedures :**

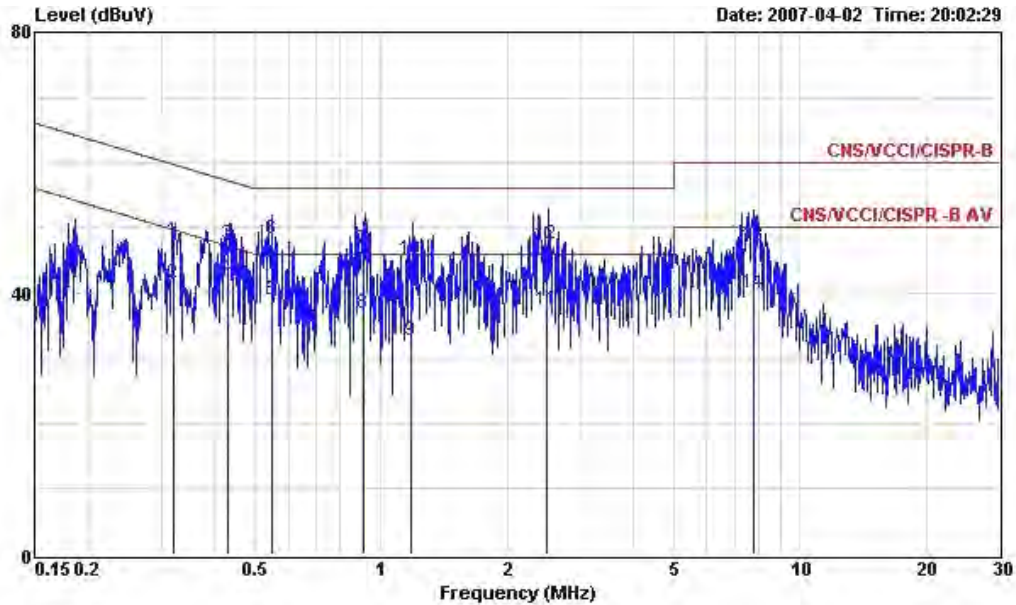
- a. The EUT was placed 0.4 meter from the conducting wall of the shielding room was kept at least 80 centimeters from any other grounded conducting surface.
- b. Connect EUT to the power port of a line impedance stabilization network (LISN).
- c. All the support units are connected to the other LISN.
- d. The LISN provides 50 ohm coupling impedance for the measuring instrument.
- e. The FCC states that a 50 ohm, 50 microhenry LISN should be used.
- f. Both sides of AC line were checked for maximum conducted interference.
- g. The frequency range from 150 kHz to 30 MHz was searched.
- h. Set the test-receiver system to Peak Detect Function and specified bandwidth with Maximum Hold Mode.



5.10.3 Test Data

- Temperature : 24 °C
- Relating Humidity : 49 %
- Test Engineer : Andy
- Test Mode : Mode 1

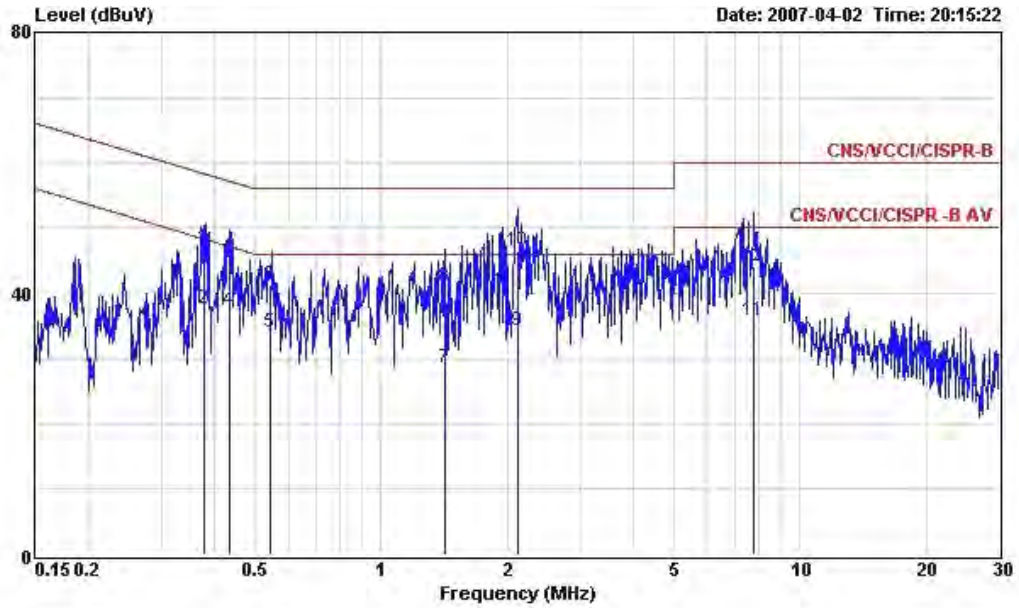
The test that passed at minimum margin was marked by the frame in the following table.



Site : CO01-HY  
 Condition : CNS/VCCI/CISPR-B 2001/004 200604 LINE  
 EUT : Pocket PC phone For Fcc  
 Power : 120V/50Hz  
 Model : FD731703  
 Memo : GSM 850 IDLE+BT LINK+WLAN LINK  
 Memo : +CAMERA+EARPHONE+TV OUT+ADAPTOR 1  
 Memo : +USB Link+USB Dongle+Cradle

	Over	Limit	Read	Probe	Cable		
Freq	Level	Limit	Line	Level	Factor	Loss	Remark
MHz	dBuV	dB	dBuV	dBuV	dB	dB	
1	0.320	48.06	-11.64	59.70	47.68	0.10	0.28 QP
2	0.320	41.51	-8.19	49.70	41.13	0.10	0.28 Average
3	0.432	47.62	-9.60	57.22	47.20	0.10	0.32 QP
4	0.432	42.39	-4.83	47.22	41.97	0.10	0.32 Average
5	0.548	39.05	-6.95	46.00	38.68	0.10	0.27 Average
6	0.548	48.21	-7.79	56.00	47.84	0.10	0.27 QP
7	0.905	46.77	-9.23	56.00	46.53	0.10	0.14 QP
8	0.905	36.97	-9.03	46.00	36.73	0.10	0.14 Average
9	1.180	32.82	-13.18	46.00	32.56	0.10	0.16 Average
10	1.180	45.22	-10.78	56.00	44.96	0.10	0.16 QP
11	2.489	37.50	-8.50	46.00	37.09	0.13	0.28 Average
12	2.489	47.48	-8.52	56.00	47.07	0.13	0.28 QP
13	7.730	47.37	-12.63	60.00	46.81	0.27	0.29 QP
14	7.730	39.95	-10.05	50.00	39.39	0.27	0.29 Average





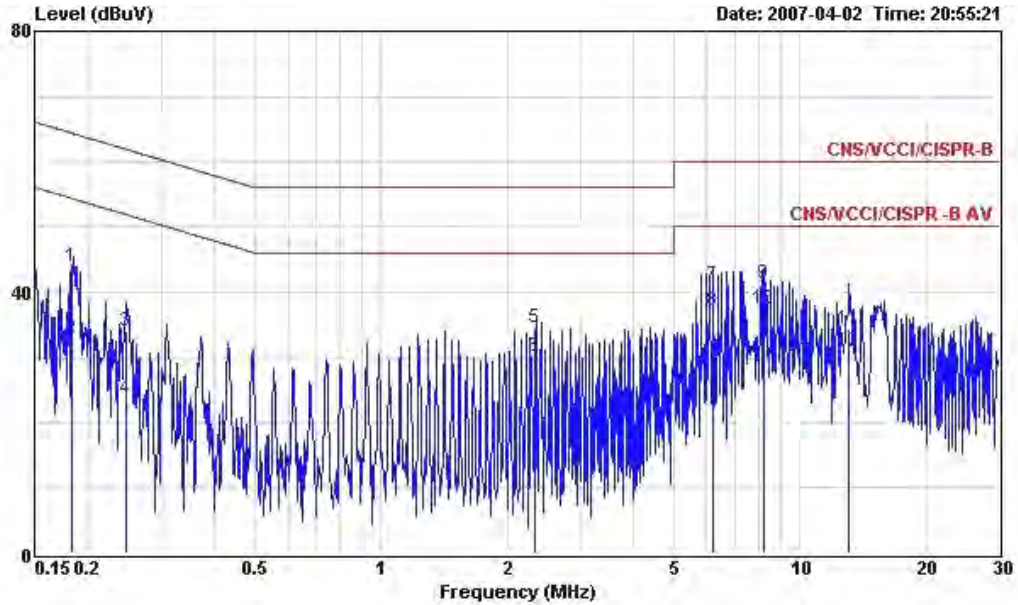
Site : CO01-HY  
 Condition : CNS/VCCI/CISPR-B 2001/004 200604 NEUTRAL  
 EUT : Pocket PC phone For Fcc  
 Power : 120V/60Hz  
 Model : FD731703  
 Memo : GSM 850 IDLE+BT LINK+WLAN LINK  
 Memo : +CAMERA+EARPHONE+TV OUT+ADAPTOR 1  
 Memo : +USB Link+USB Dongle+Cradle

	Over	Limit	Read	Probe	Cable		
Freq	Level	Limit	Line	Level	Factor	Loss	Remark
MHz	dBuV	dB	dBuV	dBuV	dB	dB	
1	0.377	46.89	-11.45	58.34	46.47	0.10	0.32 QP
2	0.377	37.78	-10.56	48.34	37.36	0.10	0.32 Average
3	0.436	45.01	-12.12	57.13	44.59	0.10	0.32 QP
4	0.436	37.34	-9.79	47.13	36.92	0.10	0.32 Average
5	0.545	34.00	-12.00	46.00	33.63	0.10	0.27 Average
6	0.545	41.21	-14.79	56.00	40.84	0.10	0.27 QP
7	1.426	28.55	-17.45	46.00	28.23	0.10	0.22 Average
8	1.426	40.94	-15.06	56.00	40.62	0.10	0.22 QP
9	2.120	34.30	-11.70	46.00	33.90	0.10	0.30 Average
10	2.120	46.41	-9.59	56.00	46.01	0.10	0.30 QP
11	7.783	35.96	-14.04	50.00	35.50	0.17	0.29 Average
12	7.783	44.25	-15.75	60.00	43.79	0.17	0.29 QP



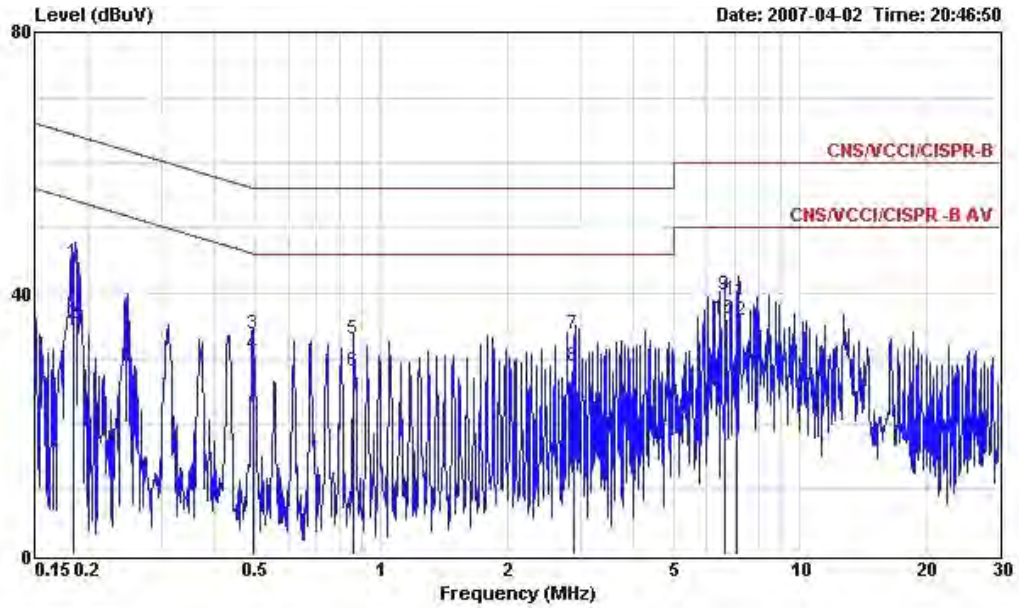
- Temperature : 24 °C
- Relating Humidity : 49 %
- Test Enginner :     Andy
- Test Mode : Mode 2

The test that passed at minimum margin was marked by the frame in the following table.



Site : CO01-HY  
 Condition : CNS/VCCI/CISPR-B 2001A04 200604 LINE  
 EUT : Pocket PC phone For Fcc  
 Power : 120V/60Hz  
 Model : FD731703  
 Memo : GSM 850 IDLE+BT LINK+WLAN LINK  
 Memo : +CAMERA+EARPHONE+TV OUT+ADAPTOR 2  
 Memo : +USB Link+USB Dongle+Cradle

	Over	Limit	Read	Probe	Cable		
Freq	Level	Limit	Line	Level	Factor	Loss	Remark
MHz	dBuV	dB	dBuV	dBuV	dB	dB	
1	0.183	43.81	-20.54	64.35	43.57	0.10	0.14 QP
2	0.183	32.87	-21.48	54.35	32.63	0.10	0.14 Average
3	0.247	33.96	-27.90	61.86	33.66	0.10	0.20 QP
4	0.247	23.64	-28.22	51.86	23.34	0.10	0.20 Average
5	2.339	34.60	-21.40	56.00	34.19	0.12	0.29 QP
6	2.339	30.19	-15.81	46.00	29.78	0.12	0.29 Average
7	6.213	41.05	-18.95	60.00	40.54	0.25	0.26 QP
8	6.213	37.17	-12.83	50.00	36.66	0.25	0.26 Average
9	8.242	41.22	-18.78	60.00	40.64	0.28	0.30 QP
10	8.242	37.31	-12.69	50.00	36.73	0.28	0.30 Average
11	13.099	34.37	-25.63	60.00	33.80	0.30	0.27 QP
12	13.099	30.82	-19.18	50.00	30.25	0.30	0.27 Average



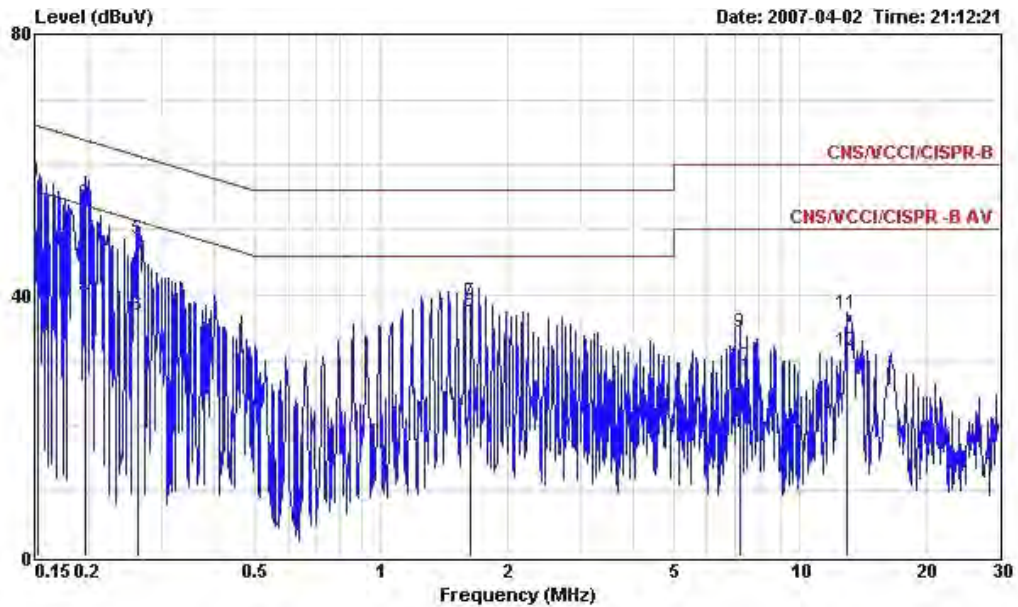
Site : CO01-HY  
 Condition : CNS/VCCI/CISPR-B 2001/004 200604 NEUTRAL  
 EUT : Pocket PC phone For Fcc  
 Power : 120V/60Hz  
 Model : FD731703  
 Memo : GSM 850 IDLE+BT LINK+WLAN LINK  
 Memo : +CAMERA+EARPHONE+TV OUT+ADAPTOR 2  
 Memo : +USB Link+USB Dongle+Cradle

	Over	Limit	Read	Probe	Cable		
Freq	Level	Limit	Line	Level	Factor	Loss	Remark
MHz	dBuV	dB	dBuV	dBuV	dB	dB	
1	0.185	44.80	-19.46	64.26	44.56	0.10	0.14 QP
2	0.185	35.36	-18.90	54.26	35.12	0.10	0.14 Average
3	0.494	33.70	-22.40	56.10	33.31	0.10	0.29 QP
4	0.494	30.72	-15.38	46.10	30.33	0.10	0.29 Average
5	0.862	32.88	-23.12	56.00	32.62	0.10	0.16 QP
6	0.862	28.06	-17.94	46.00	27.80	0.10	0.16 Average
7	2.896	33.67	-22.33	56.00	33.32	0.10	0.25 QP
8	2.896	28.81	-17.19	46.00	28.46	0.10	0.25 Average
9	6.594	39.79	-20.21	60.00	39.37	0.15	0.27 QP
10	6.594	36.18	-13.82	50.00	35.76	0.15	0.27 Average
11	7.089	38.86	-21.14	60.00	38.42	0.16	0.28 QP
12	7.089	35.75	-14.25	50.00	35.31	0.16	0.28 Average



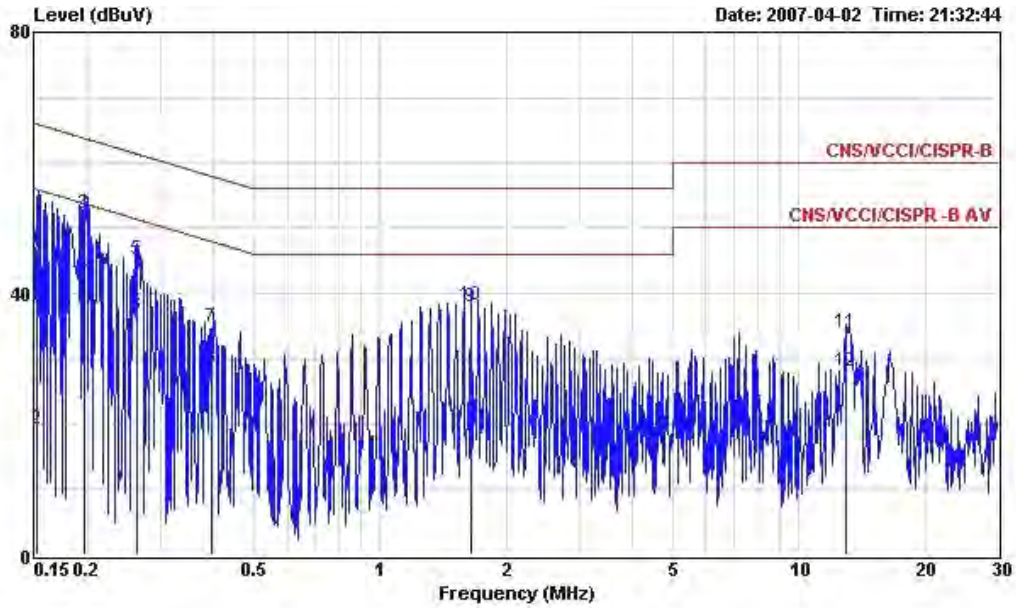
- Temperature : 24 °C
- Relating Humidity : 49 %
- Test Enginner : Andy
- Test Mode : Mode 3

**The test that passed at minimum margin was marked by the frame in the following table.**



Site : CO01-HY  
 Condition : CNS/VCCI/CISPR-B 2001/004 200604 LINE  
 EUT : Pocket PC phone For Fcc  
 Power : 120V/50Hz  
 Model : FD731703  
 Memo : GSM 850 IDLE+BT LINK+WLAN LINK  
 Memo : +CAMERA+EARPHONE+TV OUT+USB LINK  
 Memo : +KEYBOARD

	Freq	Level	Over	Limit	Read	Probe	Cable	
	MHz	dBuV	Limit	Line	Level	Factor	Loss	Remark
			dB	dBuV	dBuV	dB	dB	
1	0.152	57.44	-8.45	65.89	57.22	0.10	0.12	QP
2	0.152	46.35	-9.54	55.89	46.13	0.10	0.12	Average
3	0.197	54.01	-9.73	63.74	53.77	0.10	0.14	QP
4	0.197	39.47	-14.27	53.74	39.23	0.10	0.14	Average
5	0.263	48.57	-12.77	61.34	48.25	0.10	0.22	QP
6	0.263	36.76	-14.58	51.34	36.44	0.10	0.22	Average
7	1.640	38.99	-17.01	56.00	38.63	0.10	0.26	QP
8	1.640	37.49	-8.51	46.00	37.13	0.10	0.26	Average
9	7.180	34.21	-25.79	60.00	33.67	0.26	0.28	QP
10	7.180	29.00	-21.00	50.00	28.46	0.26	0.28	Average
11	12.920	37.21	-22.79	60.00	36.64	0.30	0.27	QP
12	12.920	31.30	-18.70	50.00	30.73	0.30	0.27	Average



Site : CO01-HY  
 Condition : CNS/VCCI/CISPR-B 2001/004 2006/04 NEUTRAL  
 EUT : Pocket PC phone For Fcc  
 Power : 120V/60Hz  
 Model : FD731703  
 Memo : GSM 850 IDLE+BT LINK+WLAN LINK  
 Memo : +CAMERA+EARPHONE+TV OUT+USB LINK  
 Memo : +KEYBOARD

	Freq	Level	Over	Limit	Read	Probe	Cable	Loss	Remark
	MHz	dBuV		dB	dBuV	dB		dB	
1	0.152	46.62	-19.27	65.89	46.40	0.10	0.12	QP	
2	0.152	19.30	-36.59	55.89	19.08	0.10	0.12	Average	
3	0.197	52.09	-11.65	63.74	51.85	0.10	0.14	QP	
4	0.197	42.74	-11.00	53.74	42.50	0.10	0.14	Average	
5	0.263	45.32	-16.02	61.34	45.00	0.10	0.22	QP	
6	0.263	36.51	-14.83	51.34	36.19	0.10	0.22	Average	
7	0.397	34.75	-23.17	57.92	34.31	0.10	0.34	QP	
8	0.397	28.65	-19.27	47.92	28.21	0.10	0.34	Average	
9	1.650	37.99	-18.01	56.00	37.63	0.10	0.26	QP	
10	1.650	38.23	-7.77	46.00	37.87	0.10	0.26	Average	
11	13.006	34.14	-25.86	60.00	33.61	0.26	0.27	QP	
12	13.006	27.97	-22.03	50.00	27.44	0.26	0.27	Average	



## **5.11 Radiated Emission Measurement**

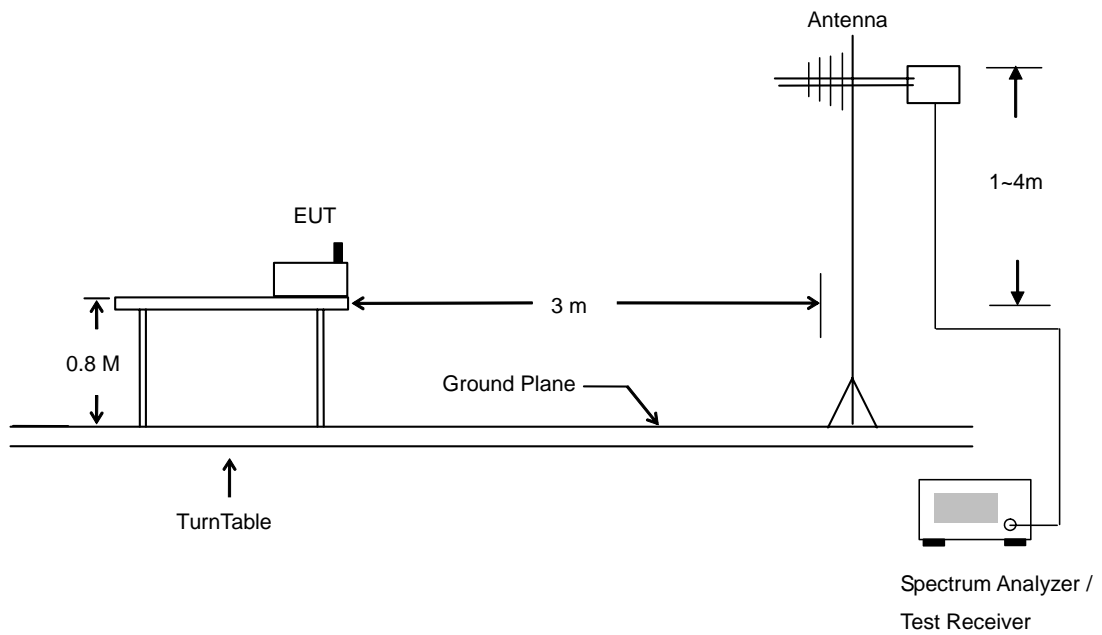
### **5.11.1 Measuring Instruments**

As described in chapter 6 of this Report.

### **5.11.2 Test Procedures**

- a. The EUT was placed on a rotatable table top 0.8 meter above ground.
- b. The EUT was set 3 meters from the interference receiving antenna which was mounted on the top of a variable height antenna tower.
- c. The table was rotated 360 degrees to determine the position of the highest radiation.
- d. The antenna is a broadband antenna and its height is varied between one meter and four meters above ground to find the maximum value of the field strength for both horizontal polarization and vertical polarization of the antenna.
- e. For each suspected emission, the EUT was arranged to its worst case and then tune the antenna tower (from 1 m to 4 m) and turntable (from 0 degree to 360 degrees) to find the maximum reading.
- f. Set the test-receiver system to Peak or CISPR quasi-peak Detect Function and specified bandwidth with Maximum Hold Mode.
- g. For testing below 1GHz, If the emission level of the EUT in peak mode was 3 dB lower than the limit specified, then testing will be stopped and peak values of EUT will be reported, otherwise, the emissions will be repeated one by one using the quasi-peak method and reported.
- h. For testing above 1GHz, the emission level of the EUT in peak mode was 20dB lower than average limit (that means the emission level in average mode also complies with the limit in average mode), then testing will be stopped and peak values of EUT will be reported, otherwise, the emissions will be measured in average mode again and reported.

5.11.3 Typical Test Setup Layout of Radiated Emission

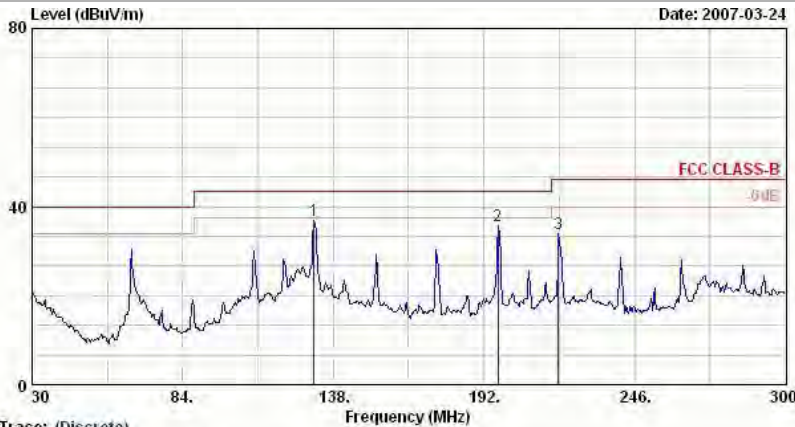




5.11.4 Test Data

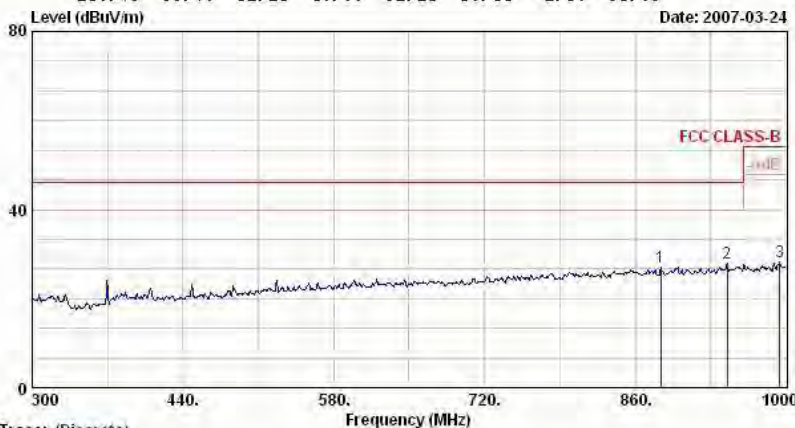
- Temperature : 25°C
- Relating Humidity : 53%
- Test Enginner : Andrew
- Test Mode : Mode 1
- Polarization : Horizontal

The test that passed at minimum margin was marked by the frame in the following table.



Trace: (Discrete)  
 Site : 03CH06-HY  
 Condition : LF-ANT(951121) HORIZONTAL  
 EUT : Pocket PC phone For FCC  
 Power : 120Vac/60Hz  
 Model : FR 731703  
 Mode : WLAN 11b\_Tx\_Ch01;2412MHz  
 Plane : E2  
 Data Rate : 11  
 Adaptor : 1

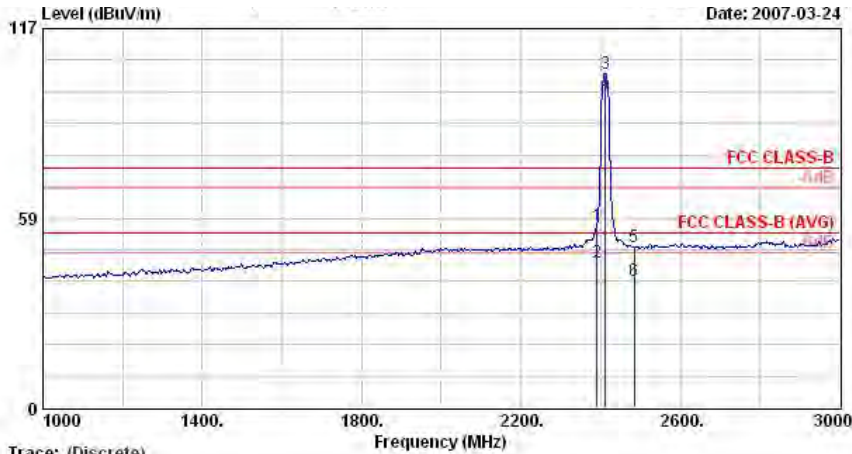
	Freq	Level	Over	Limit	ReadAntenna	Cable	Preamp	Ant	Table	
	MHz	dBuV/m	dB	dBuV/m	dBuV	dB/m	dB	dB	cm	deg
1 @	130.98	36.92	-6.58	43.50	54.66	11.70	1.65	31.09	100	291
2 @	197.13	35.57	-7.93	43.50	55.13	9.32	2.14	31.02	---	---
3 @	218.73	33.79	-12.21	46.00	52.21	10.44	2.16	31.03	---	---



Trace: (Discrete)  
 Site : 03CH06-HY  
 Condition : LF-ANT(951121) HORIZONTAL  
 EUT : Pocket PC phone For FCC  
 Power : 120Vac/60Hz  
 Model : FR 731703  
 Mode : WLAN 11b\_Tx\_Ch01;2412MHz  
 Plane : E2  
 Data Rate : 11  
 Adaptor : 1

	Freq	Level	Over	Limit	ReadAntenna	Cable	Preamp	Ant	Table	
	MHz	dBuV/m	dB	dBuV/m	dBuV	dB/m	dB	dB	cm	deg
1	883.80	26.96	-19.04	46.00	32.18	20.41	4.76	30.39	---	---
2	945.40	27.89	-18.11	46.00	32.37	20.85	4.95	30.29	---	---
3	994.40	28.21	-25.79	54.00	32.16	21.20	5.12	30.27	---	---



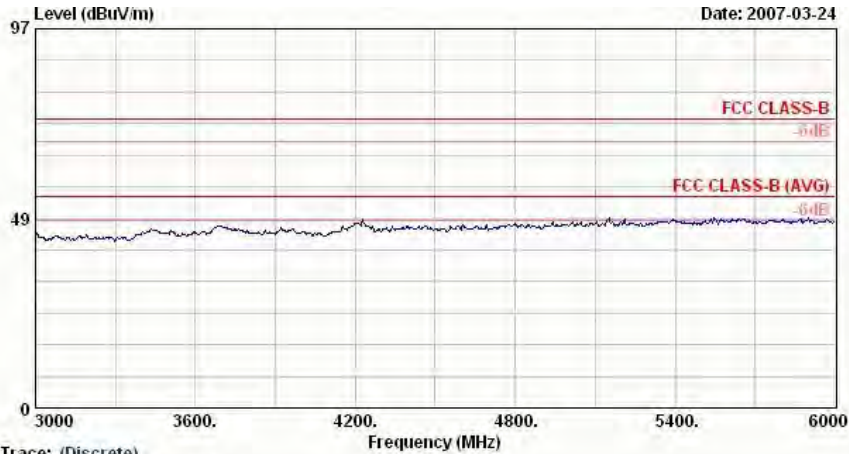


Trace: (Discrete)

Site : 03CR06-HY  
 Condition : HF-ANT-D60410 HORIZONTAL  
 EUT : Pocket PC phone For FCC  
 Power : 120Vac/60Hz  
 Model : FR 731703  
 Mode : WLAN 11b\_Tx\_Ch01;2412MHz  
 Plane : E2  
 Data Rate : 11  
 Adaptor : 1

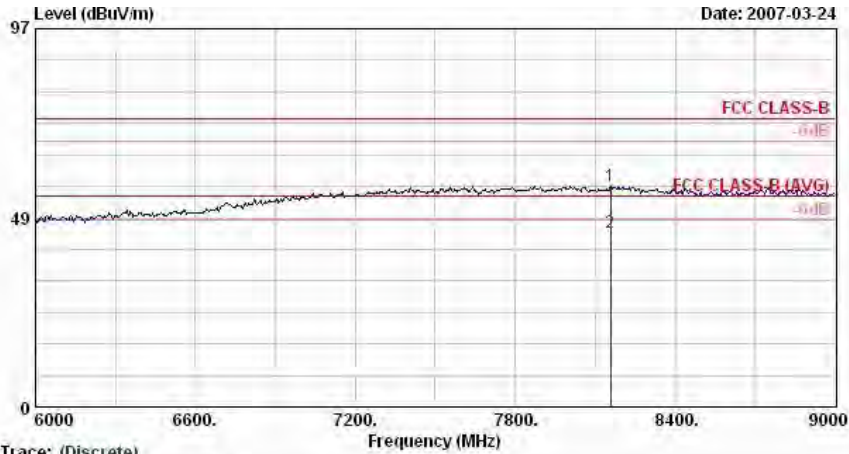
	Freq	Level	Over	Limit	Read	Antenna	Cable	Preamp	Ant	Table	Remark
	MHz	dBuV/m	dB	dBuV/m	dBuV	dB/m	dB	dB	cm	deg	
1	2390.00	56.01	-17.99	74.00	57.45	30.26	3.75	35.46	100	360	Peak
2 @	2390.00	44.68	-9.32	54.00	46.13	30.26	3.75	35.46	158	52	Average
3 @	2412.00	103.22			104.64	30.27	3.77	35.46	100	360	Peak
4 @	2412.00	97.15			98.57	30.27	3.77	35.46	158	52	Average
5	2483.50	49.78	-24.22	74.00	51.14	30.29	3.86	35.51	100	360	Peak
6	2483.50	39.24	-14.76	54.00	40.60	30.29	3.86	35.51	158	52	Average

Remark: #3 and #4 Fundamental Signal



Trace: (Discrete)

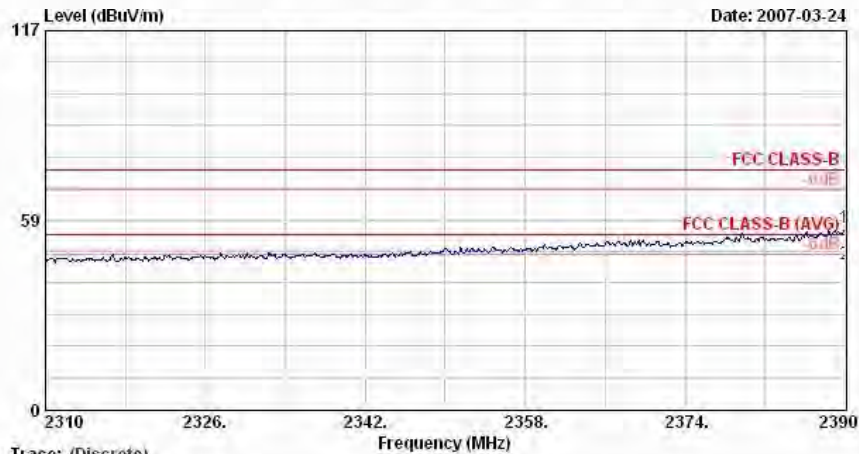
Site : 03CR06-HY  
 Condition : HF-ANT-D60410 HORIZONTAL  
 EUT : Pocket PC phone For FCC  
 Power : 120Vac/60Hz  
 Model : FR 731703  
 Mode : WLAN 11b\_Tx\_Ch01;2412MHz  
 Plane : E2  
 Data Rate : 11  
 Adaptor : 1



Trace: (Discrete)

Site : D3CR08-HY  
 Condition : HF-ANT-D60410 HORIZONTAL  
 EUT : Pocket PC phone For FCC  
 Power : 120Vac/60Hz  
 Model : FR 731703  
 Mode : WLAN 11b\_Tx\_Ch01;2412MHz  
 Plane : E2  
 Data Rate : 11  
 Adaptor : 1

	Freq	Level	Over Limit	Limit Line	ReadAntenna Level	Antenna Factor	Cable Loss	Preamp Factor	Ant Pos	Table Pos	Remark
	MHz	dBuV/m	dB	dBuV/m	dBuV	dB/m	dB	dB	cm	deg	
1 @	8157.00	56.71	-17.29	74.00	45.20	39.48	7.98	35.94	100		0 Peak
2 @	8157.00	44.71	-9.29	54.00	33.20	39.48	7.98	35.94	100		157 Average



Trace: (Discrete)

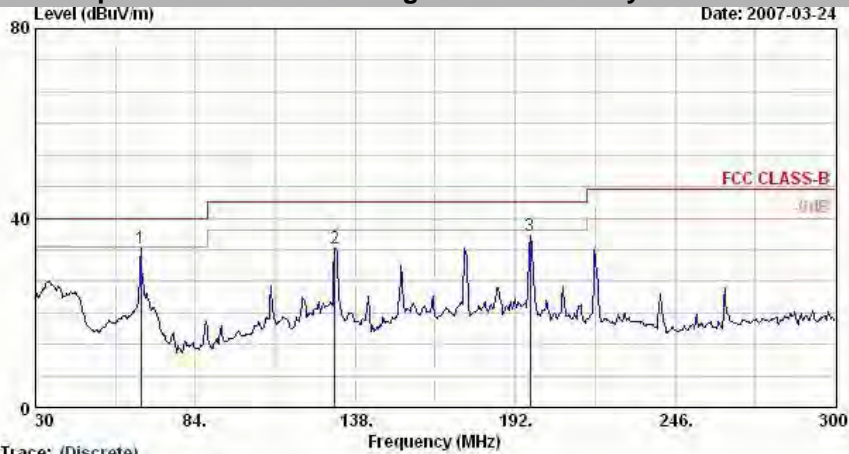
Site : D3CR08-HY  
 Condition : HF-ANT-D60410 HORIZONTAL  
 EUT : Pocket PC phone For FCC  
 Power : 120Vac/60Hz  
 Model : FR 731703  
 Mode : WLAN 11b\_Tx\_Ch01;2412MHz  
 Plane : E2  
 Data Rate : 11  
 Adaptor : 1

	Freq	Level	Over Limit	Limit Line	ReadAntenna Level	Antenna Factor	Cable Loss	Preamp Factor	Ant Pos	Table Pos	Remark
	MHz	dBuV/m	dB	dBuV/m	dBuV	dB/m	dB	dB	cm	deg	
1 @	2390.00	56.00	-18.00	74.00	57.45	30.26	3.75	35.46	100		360 Peak
2 @	2390.00	44.68	-9.32	54.00	46.13	30.26	3.75	35.46	100		52 Average



- Polarization : Vertical

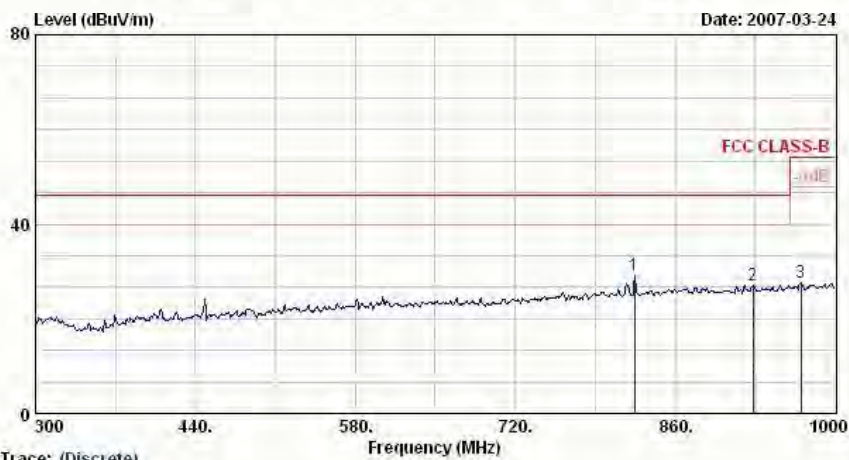
The test that passed at minimum margin was marked by the frame in the following table.



Trace: (Discrete)

Site : 03CH06-HY  
 Condition : LP-ANT(951121) VERTICAL  
 EUT : Pocket PC phone For FCC  
 Power : 120Vac/60Hz  
 Model : FR 731703  
 Mode : WLAN 11b\_Tx\_Ch01;2412MHz  
 Plane : E2  
 Data Rate : 11  
 Adaptor : 1

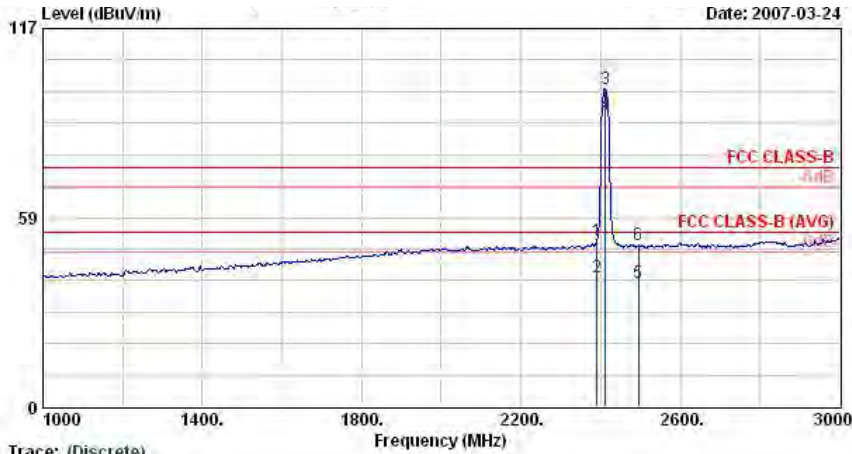
	Freq	Level	Over Limit	Limit Line	ReadAntenna Level	Antenna Factor	Cable Loss	Preamp Factor	Ant Pos	Table Pos	Remark
	MHz	dBuV/m	dB	dBuV/m	dBuV	dB/m	dB	dB	cm	deg	
1 @	65.64	33.50	-6.50	40.00	56.60	6.78	1.24	31.13	100	287	Peak
2 @	130.98	33.74	-9.76	43.50	51.48	11.70	1.65	31.09	---	---	Peak
3 @	197.13	36.42	-7.08	43.50	55.98	9.32	2.14	31.02	---	---	Peak



Trace: (Discrete)

Site : 03CH06-HY  
 Condition : LP-ANT(951121) VERTICAL  
 EUT : Pocket PC phone For FCC  
 Power : 120Vac/60Hz  
 Model : FR 731703  
 Mode : WLAN 11b\_Tx\_Ch01;2412MHz  
 Plane : E2  
 Data Rate : 11  
 Adaptor : 1

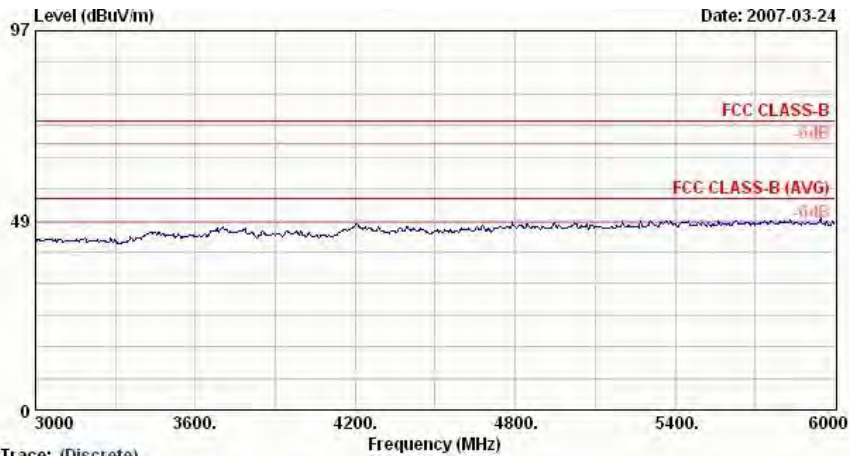
	Freq	Level	Over Limit	Limit Line	ReadAntenna Level	Antenna Factor	Cable Loss	Preamp Factor	Ant Pos	Table Pos	Remark
	MHz	dBuV/m	dB	dBuV/m	dBuV	dB/m	dB	dB	cm	deg	
1	824.30	29.24	-16.76	46.00	35.07	19.99	4.64	30.46	---	---	Peak
2	927.90	27.17	-18.83	46.00	31.86	20.73	4.90	30.32	---	---	Peak
3	969.90	27.69	-26.31	54.00	31.90	21.03	5.03	30.28	---	---	Peak



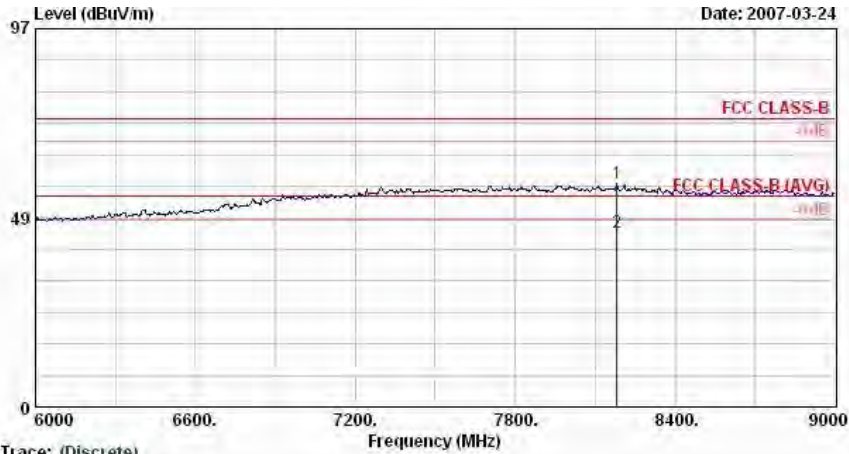
Trace: (Discrete)  
 Site : 03CR08-HY  
 Condition : HF-ANT-D60410 VERTICAL  
 EUT : Pocket PC phone For FCC  
 Power : 120Vac/60Hz  
 Model : FR 731703  
 Mode : WLAN 11b\_Tx\_Ch01;2412MHz  
 Plane : E2  
 Data Rate : 11  
 Adaptor : 1

	Freq	Level	Over	Limit	Read	Antenna	Cable	Preamp	Ant	Table	Remark
	MHz	dBuV/m	dB	dBuV/m	dBuV	dB/m	dB	dB	cm	deg	
1	2390.00	51.25	-22.75	74.00	52.69	30.26	3.75	35.46	100	360	Peak
2 @	2390.00	40.19	-13.81	54.00	41.64	30.26	3.75	35.46	100	189	Average
3 @	2412.00	98.21			99.63	30.27	3.77	35.46	100	360	Peak
4 @	2412.00	90.54			91.96	30.27	3.77	35.46	100	189	Average
5	2494.00	38.16	-15.84	54.00	39.52	30.29	3.86	35.51	100	189	Average
6	2494.00	49.83	-24.17	74.00	51.17	30.30	3.88	35.53	100	360	Peak

Remark: #3 and #4 Fundamental Signal



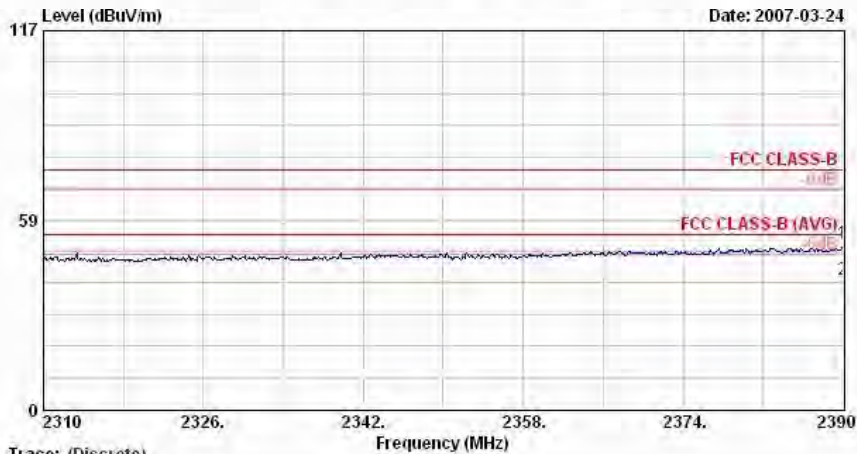
Trace: (Discrete)  
 Site : 03CR08-HY  
 Condition : HF-ANT-D60410 VERTICAL  
 EUT : Pocket PC phone For FCC  
 Power : 120Vac/60Hz  
 Model : FR 731703  
 Mode : WLAN 11b\_Tx\_Ch01;2412MHz  
 Plane : E2  
 Data Rate : 11  
 Adaptor : 1



Trace: (Discrete)

Site : D3CH06-HY  
 Condition : HP-ANT-060410 VERTICAL  
 EUT : Pocket PC phone For FCC  
 Power : 120Vac/60Hz  
 Model : FR 731703  
 Mode : WLAN 11b\_Tx\_Ch01;2412MHz  
 Plane : E2  
 Data Rate : 11  
 Adaptor : 1

	Freq	Level	Over Limit	Limit Line	Read Level	Antenna Factor	Cable Loss	Preamp Factor	Ant Pos	Table Pos	Remark
	MHz	dBuV/m	dB	dBuV/m	dBuV	dB/m	dB	dB	cm	deg	
1 @	8181.00	57.31	-16.69	74.00	45.80	39.46	8.00	35.96	100	0	Peak
2 @	8181.00	44.87	-9.13	54.00	33.37	39.46	8.00	35.96	100	110	Average



Trace: (Discrete)

Site : D3CH06-HY  
 Condition : HP-ANT-060410 VERTICAL  
 EUT : Pocket PC phone For FCC  
 Power : 120Vac/60Hz  
 Model : FR 731703  
 Mode : WLAN 11b\_Tx\_Ch01;2412MHz  
 Plane : E2  
 Data Rate : 11  
 Adaptor : 1

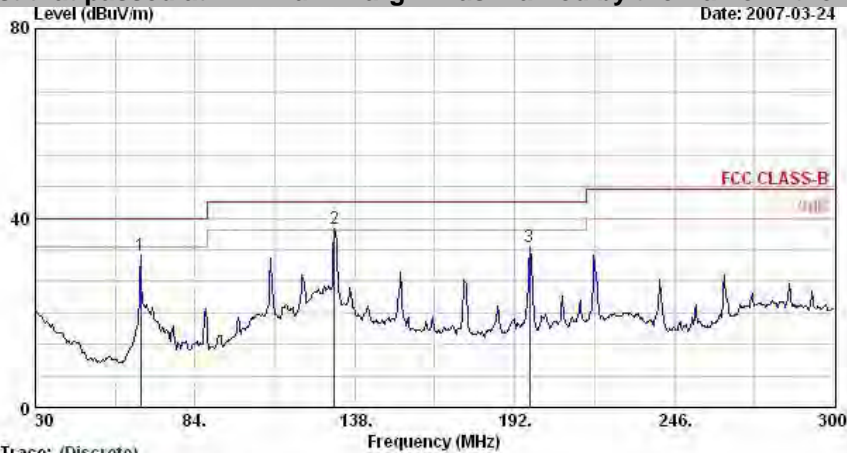
	Freq	Level	Over Limit	Limit Line	Read Level	Antenna Factor	Cable Loss	Preamp Factor	Ant Pos	Table Pos	Remark
	MHz	dBuV/m	dB	dBuV/m	dBuV	dB/m	dB	dB	cm	deg	
1 @	2390.00	51.24	-22.76	74.00	52.69	30.26	3.75	35.46	100	360	Peak
2 @	2390.00	40.19	-13.81	54.00	41.64	30.26	3.75	35.46	100	189	Average

Remark : Frequency from 9GHz to 25GHz, the emission emitted by the EUT is too low to be measured.



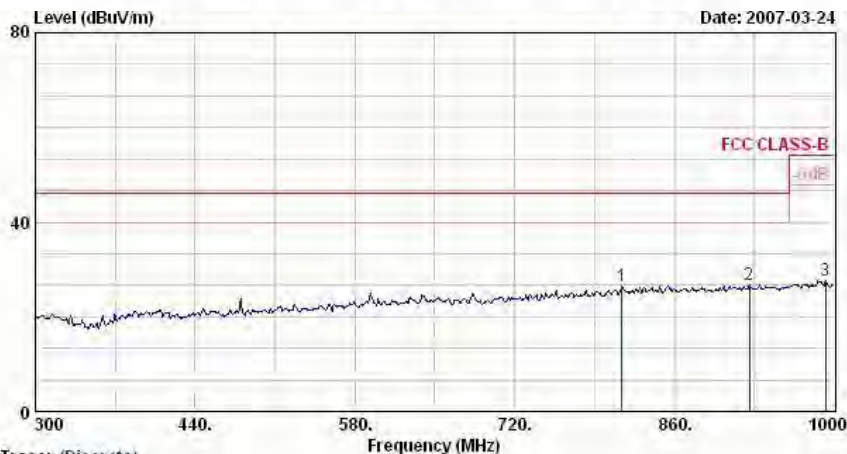
- Test Mode : Mode 2
- Polarization : Horizontal

The test that passed at minimum margin was marked by the frame in the following table.



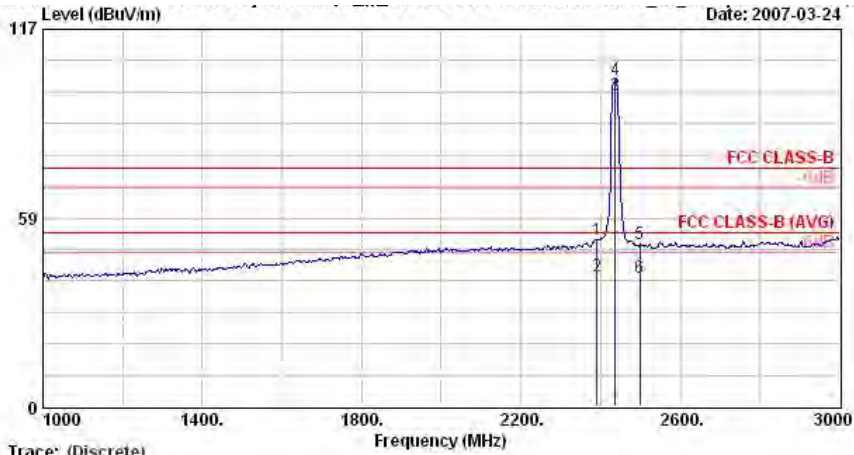
Trace: (Discrete)  
 Site : 03CH06-HY  
 Condition : LF-ANT(951121) HORIZONTAL  
 EUT : Pocket PC phone For FCC  
 Power : 120Vac/60Hz  
 Model : FR 731703  
 Mode : WLAN 11b\_Tx\_Ch06;2437MHz  
 Plane : E2  
 Data Rate : 11  
 Adaptor : 1

	Freq MHz	Level dBuV/m	Over Limit dB	Limit Line dBuV/m	ReadAntenna Level dBuV	Antenna Factor dB/m	Cable Loss dB	Preamp Factor dB	Ant Pos cm	Table Pos deg	Remark
1	65.64	32.12	-7.88	40.00	55.22	6.78	1.24	31.13	---	---	Peak
2	130.98	37.84	-5.66	43.50	55.58	11.70	1.65	31.09	100	316	Peak
3	197.13	33.87	-9.63	43.50	53.44	9.32	2.14	31.02	---	---	Peak



Trace: (Discrete)  
 Site : 03CH06-HY  
 Condition : LF-ANT(951121) HORIZONTAL  
 EUT : Pocket PC phone For FCC  
 Power : 120Vac/60Hz  
 Model : FR 731703  
 Mode : WLAN 11b\_Tx\_Ch06;2437MHz  
 Plane : E2  
 Data Rate : 11  
 Adaptor : 1

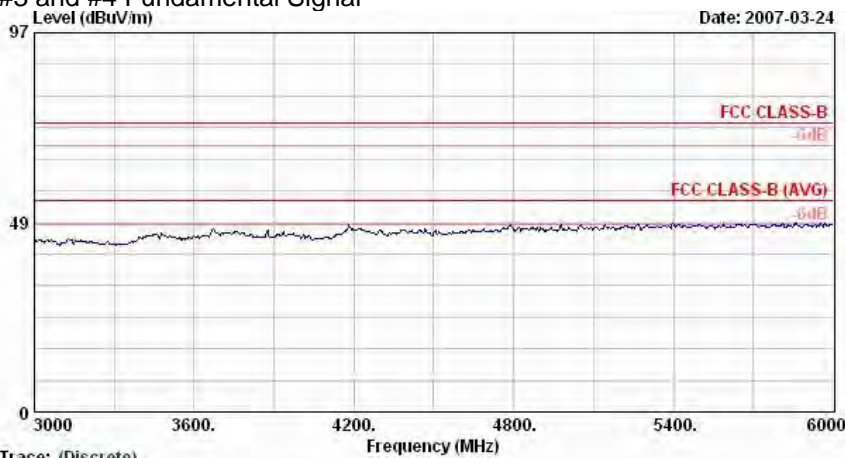
	Freq MHz	Level dBuV/m	Over Limit dB	Limit Line dBuV/m	ReadAntenna Level dBuV	Antenna Factor dB/m	Cable Loss dB	Preamp Factor dB	Ant Pos cm	Table Pos deg	Remark
1	813.80	26.58	-19.42	46.00	32.50	19.92	4.64	30.47	---	---	Peak
2	925.80	26.77	-19.23	46.00	31.48	20.72	4.89	30.32	---	---	Peak
3	992.30	27.52	-26.48	54.00	31.49	21.18	5.11	30.27	---	---	Peak



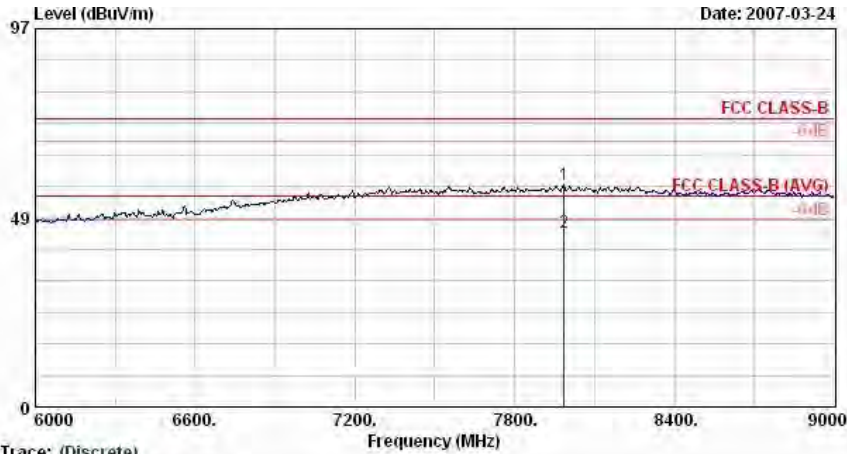
Trace: (Discrete)  
 Site : 03CH06-HY  
 Condition : HF-ANT-060410 HORIZONTAL  
 EUT : Pocket PC phone For FCC  
 Power : 120Vac/60Hz  
 Model : FR 731703  
 Mode : WLAN 11b\_Tx\_Ch06;2437MHz  
 Plane : E2  
 Data Rate : 11  
 Adaptor : I

	Freq	Level	Over Limit	Limit Line	ReadAntenna Level	Cable Factor	Preamp Loss	Ant Pos	Table Pos	Remark
	MHz	dBuV/m	dB	dBuV/m	dBuV	dB/m	dB	cm	deg	
1	2390.00	51.84	-22.16	74.00	53.28	30.26	3.75 35.46	100	360	Peak
2	2390.00	40.53	-13.47	54.00	41.98	30.26	3.75 35.46	190	34	Average
3 @	2437.00	96.47			97.85	30.28	3.82 35.47	190	34	Average
4 @	2437.00	101.46			102.84	30.28	3.82 35.47	100	360	Peak
5	2498.00	50.36	-23.64	74.00	51.70	30.30	3.88 35.53	100	360	Peak
6	2498.00	39.80	-14.20	54.00	41.15	30.30	3.88 35.53	190	34	Average

Remark: #3 and #4 Fundamental Signal

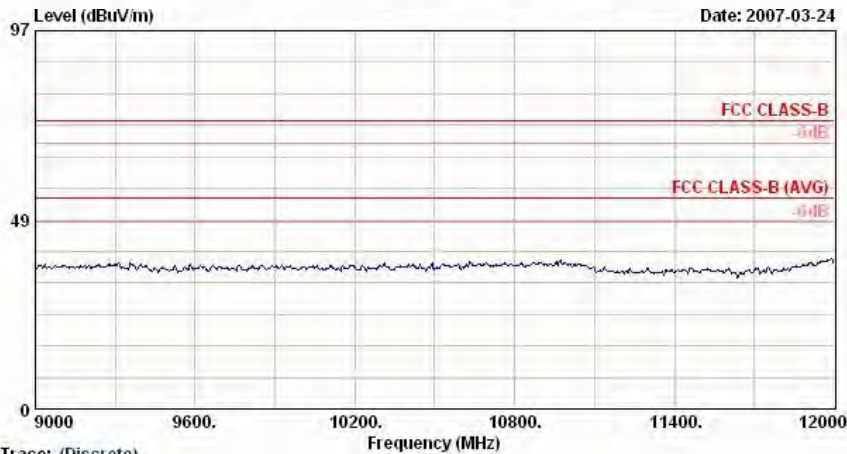


Trace: (Discrete)  
 Site : 03CH06-HY  
 Condition : HF-ANT-060410 HORIZONTAL  
 EUT : Pocket PC phone For FCC  
 Power : 120Vac/60Hz  
 Model : FR 731703  
 Mode : WLAN 11b\_Tx\_Ch06;2437MHz  
 Plane : E2  
 Data Rate : 11  
 Adaptor : I



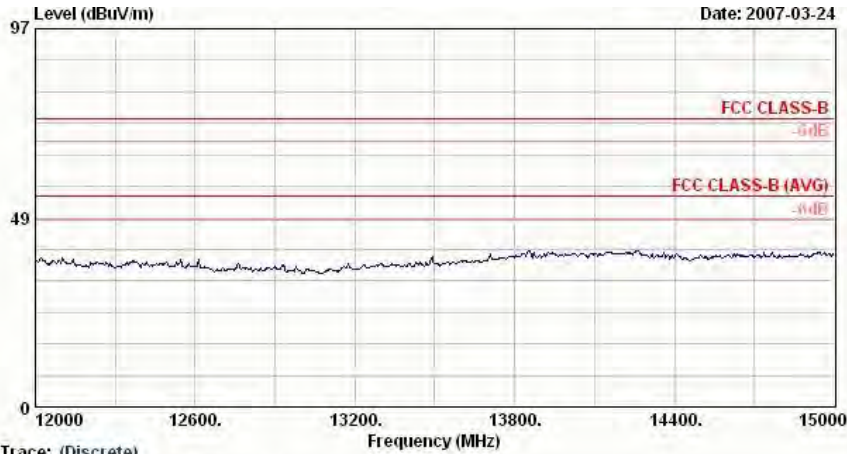
Trace: (Discrete)  
 Site : 03CH06-HY  
 Condition : HF-ANT-060410 HORIZONTAL  
 EUT : Pocket PC phone For FCC  
 Power : 120Vac/60Hz  
 Model : FR 731703  
 Mode : WLAN 11b\_Tx\_Ch06;2437MHz  
 Plane : E2  
 Data Rate : 11  
 Adaptor : 1

	Freq	Level	Over Limit	Limit Line	ReadAntenna Level	Antenna Factor	Cable Loss	Preamp Factor	Ant Pos	Table Pos	Remark
	MHz	dBuV/m	dB	dBuV/m	dBuV	dB/m	dB	dB	cm	deg	
1 @	7986.00	56.83	-17.17	74.00	45.31	39.58	7.79	35.85	100		0 Peak
2 @	7986.00	44.88	-9.12	54.00	33.36	39.58	7.79	35.85	100		167 Average



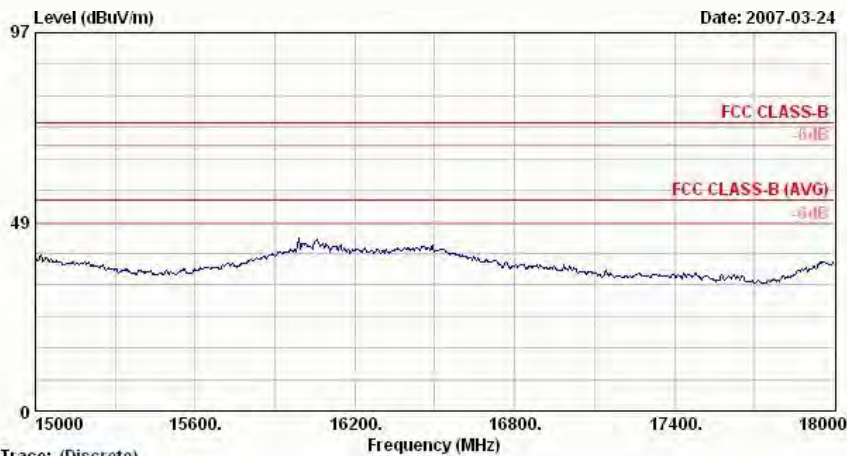
Trace: (Discrete)  
 Site : 03CH06-HY  
 Condition : HF-ANT(8-18)-060918 HORIZONTAL  
 EUT : Pocket PC phone For FCC  
 Power : 120Vac/60Hz  
 Model : FR 731703  
 Mode : WLAN 11b\_Tx\_Ch06;2437MHz  
 Plane : E2  
 Data Rate : 11  
 Adaptor : 1





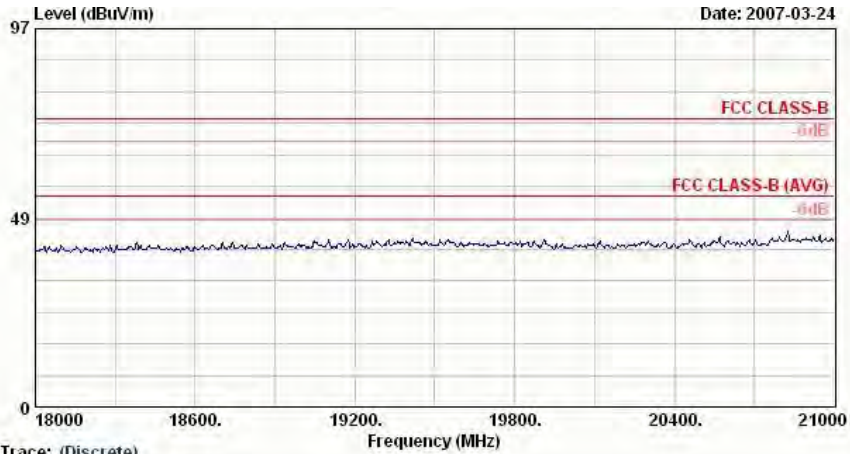
Trace: (Discrete)

Site : 03CH06-HY  
Condition : HF-ANT(8-18)-060918 HORIZONTAL  
EUT : Pocket PC phone For FCC  
Power : 120Vac/60Hz  
Model : FR 731703  
Mode : WLAN 11b\_Tx\_Ch06;2437MHz  
Plane : E2  
Data Rate : 11  
Adaptor : 1

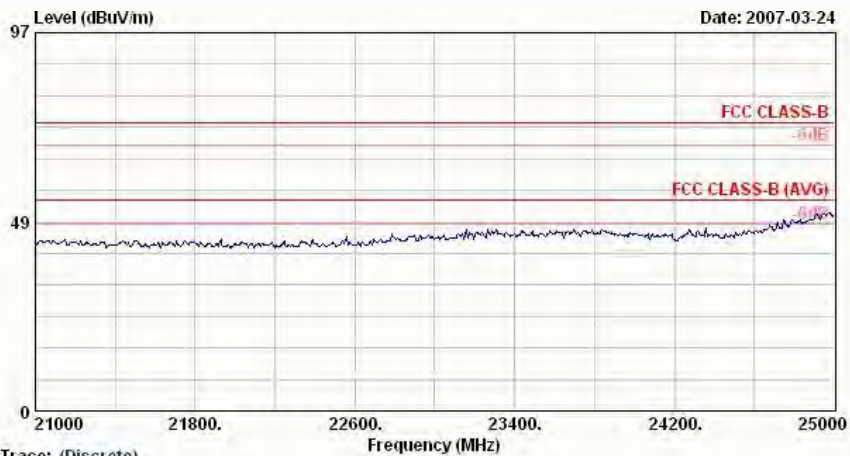


Trace: (Discrete)

Site : 03CH06-HY  
Condition : HF-ANT(8-18)-060918 HORIZONTAL  
EUT : Pocket PC phone For FCC  
Power : 120Vac/60Hz  
Model : FR 731703  
Mode : WLAN 11b\_Tx\_Ch06;2437MHz  
Plane : E2  
Data Rate : 11  
Adaptor : 1



Trace: (Discrete)  
Site : 03CH06-HY  
Condition : SHF-EHF HORN HORIZONTAL  
EUT : Pocket PC phone For FCC  
Power : 120Vac/60Hz  
Model : FR 731703  
Mode : WLAN 11b\_Tx\_Ch06;2437MHz  
Plane : E2  
Data Rate : 11  
Adaptor : 1

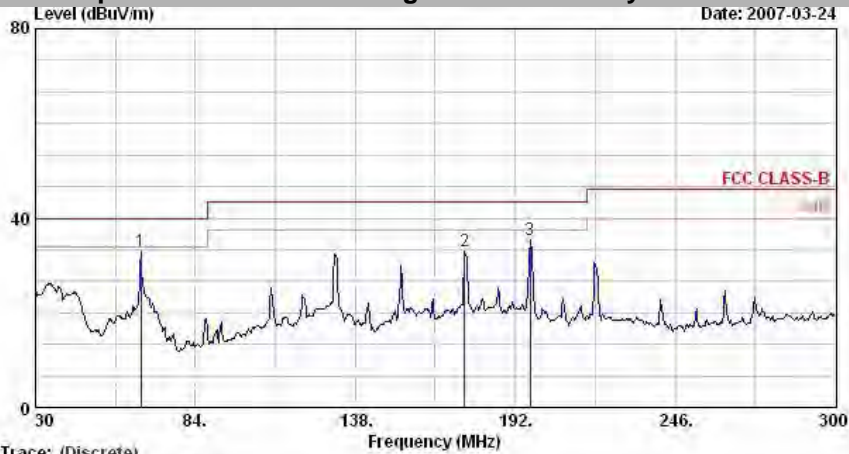


Trace: (Discrete)  
Site : 03CH06-HY  
Condition : SHF-EHF HORN HORIZONTAL  
EUT : Pocket PC phone For FCC  
Power : 120Vac/60Hz  
Model : FR 731703  
Mode : WLAN 11b\_Tx\_Ch06;2437MHz  
Plane : E2  
Data Rate : 11  
Adaptor : 1



- Polarization : Vertical

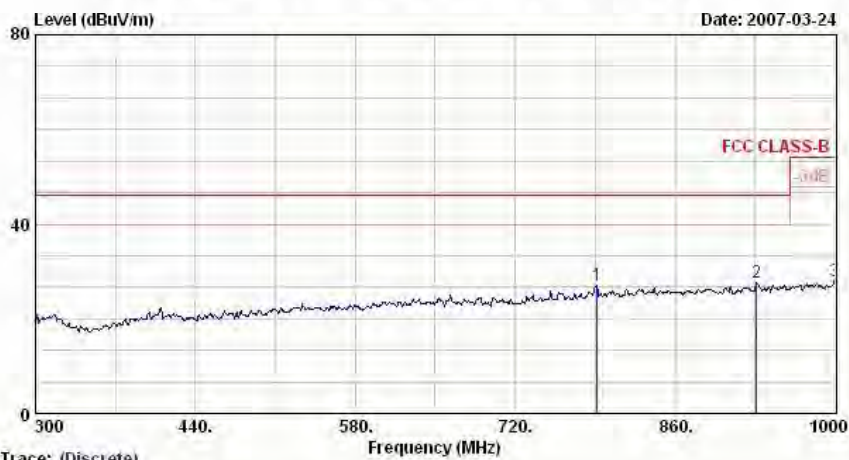
The test that passed at minimum margin was marked by the frame in the following table.



Trace: (Discrete)

Site : 03CH06-HY  
 Condition : LP-ANT(951121) VERTICAL  
 EUT : Pocket PC phone For FCC  
 Power : 120Vac/60Hz  
 Model : FR 731703  
 Mode : WLAN 11b\_Tx\_Ch06;2437MHz  
 Plane : E2  
 Data Rate : 11  
 Adaptor : I

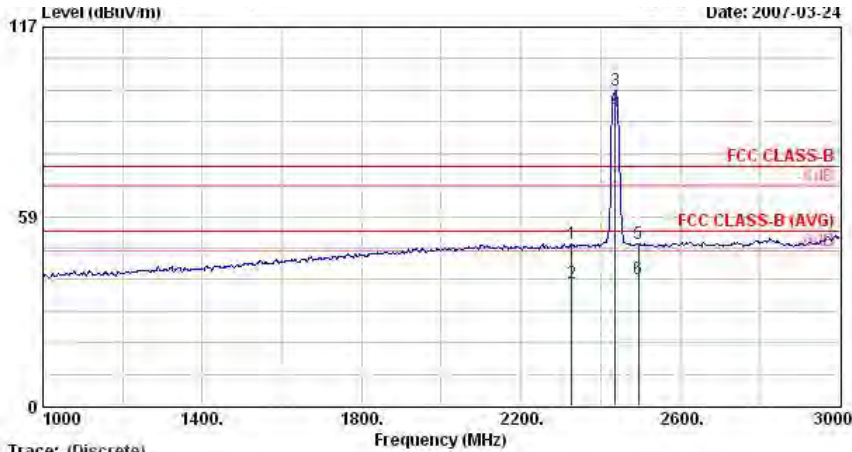
	Freq	Level	Over Limit	Limit Line	ReadAntenna Level	Antenna Factor	Cable Loss	Preamp Factor	Ant Pos	Table Pos	Remark
	MHz	dBuV/m	dB	dBuV/m	dBuV	dB/m	dB	dB	cm	deg	
1	65.64	32.93	-7.07	40.00	56.03	6.78	1.24	31.13	100	163	Peak
2	174.99	33.14	-10.36	43.50	52.47	9.82	1.87	31.02	---	---	Peak
3	197.13	35.54	-7.96	43.50	55.10	9.32	2.14	31.02	---	---	Peak



Trace: (Discrete)

Site : 03CH06-HY  
 Condition : LP-ANT(951121) VERTICAL  
 EUT : Pocket PC phone For FCC  
 Power : 120Vac/60Hz  
 Model : FR 731703  
 Mode : WLAN 11b\_Tx\_Ch06;2437MHz  
 Plane : E2  
 Data Rate : 11  
 Adaptor : I

	Freq	Level	Over Limit	Limit Line	ReadAntenna Level	Antenna Factor	Cable Loss	Preamp Factor	Ant Pos	Table Pos	Remark
	MHz	dBuV/m	dB	dBuV/m	dBuV	dB/m	dB	dB	cm	deg	
1	791.40	26.93	-19.07	46.00	33.10	19.74	4.59	30.50	---	---	Peak
2	931.40	27.61	-18.39	46.00	32.27	20.75	4.91	30.31	---	---	Peak
3	1000.00	27.88	-26.12	54.00	31.77	21.24	5.14	30.27	---	---	Peak

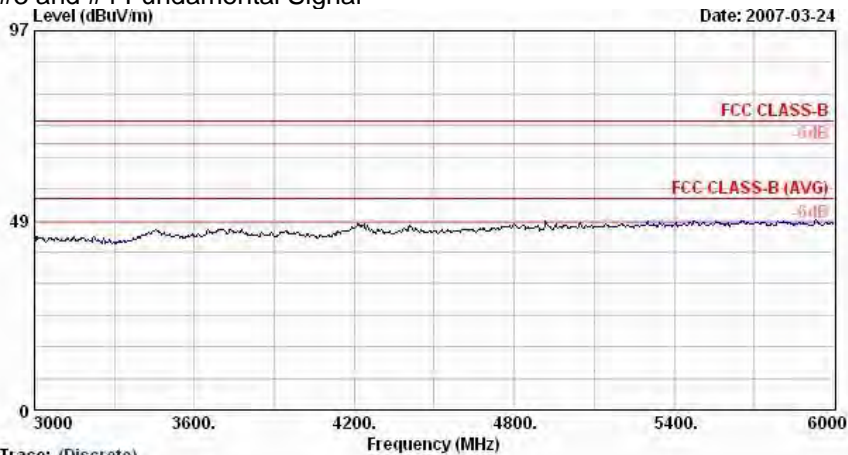


Trace: (Discrete)

Site : 03CR06-HY  
 Condition : HF-ANT-D60410 VERTICAL  
 EUT : Pocket PC phone For FCC  
 Power : 120Vac/60Hz  
 Model : FR 731703  
 Mode : WLAN 11b\_Tx\_Ch06;2437MHz  
 Plane : E2  
 Data Rate : 11  
 Adaptor : 1

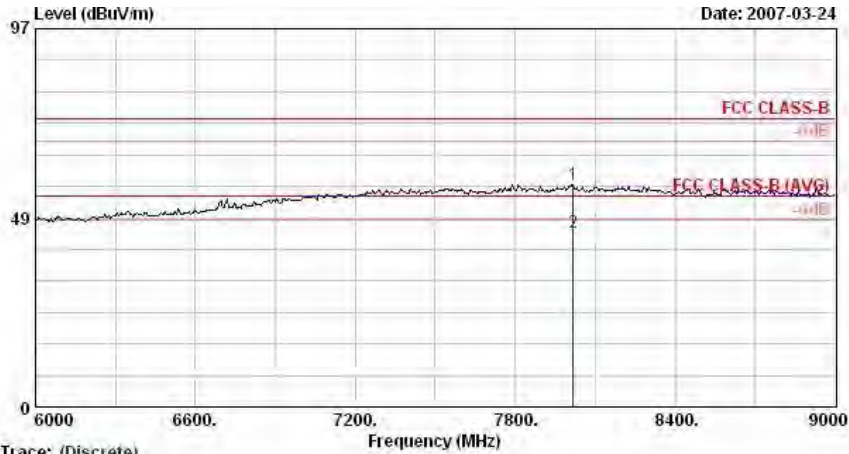
	Freq	Level	Over	Limit	ReadAntenna	Cable	Preamp	Ant	Table	Remark	
	MHz	dBuV/m	dB	dBuV/m	dBuV	dB/m	dB	dB	cm	deg	
1	2328.00	50.04	-23.96	74.00	51.53	30.23	3.69	35.40	100	360	Peak
2	2328.00	37.91	-16.09	54.00	39.40	30.23	3.69	35.40	100	161	Average
3 @	2437.00	97.27			98.68	30.27	3.79	35.47	100	360	Peak
4 @	2437.00	90.77			92.15	30.28	3.82	35.47	100	161	Average
5	2494.00	49.90	-24.10	74.00	51.25	30.30	3.88	35.53	100	360	Peak
6	2494.00	39.13	-14.87	54.00	40.48	30.30	3.88	35.53	100	161	Average

Remark: #3 and #4 Fundamental Signal



Trace: (Discrete)

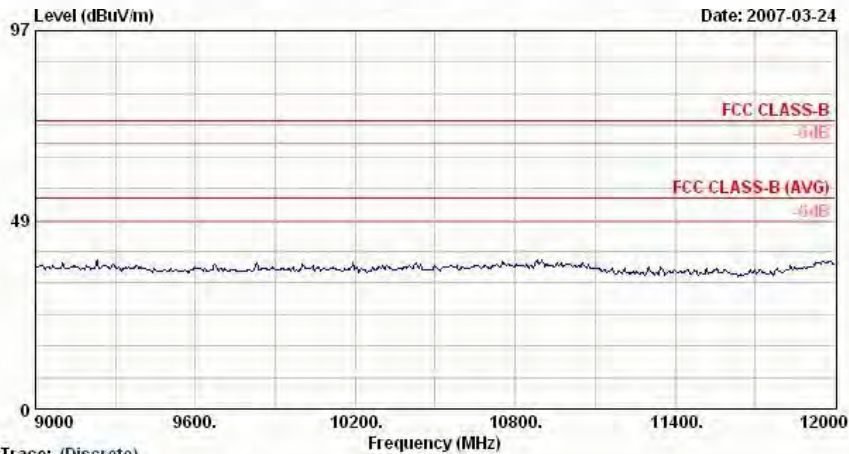
Site : 03CR06-HY  
 Condition : HF-ANT-D60410 VERTICAL  
 EUT : Pocket PC phone For FCC  
 Power : 120Vac/60Hz  
 Model : FR 731703  
 Mode : WLAN 11b\_Tx\_Ch06;2437MHz  
 Plane : E2  
 Data Rate : 11  
 Adaptor : 1



Trace: (Discrete)

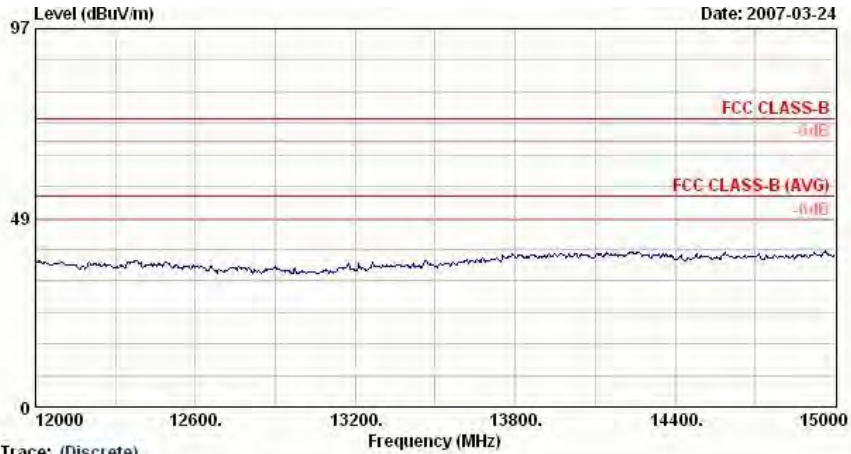
Site : 03CR06-HY  
 Condition : HF-ANT-060410 VERTICAL  
 EUT : Pocket PC phone For FCC  
 Power : 120Vac/60Hz  
 Model : FR 731703  
 Mode : WLAN 11b\_Tx\_Ch06;2437MHz  
 Plane : E2  
 Data Rate : 11  
 Adaptor : 1

	Freq	Level	Over Limit	Limit Line	Read Level	Antenna Factor	Cable Loss	Preamp Factor	Ant Pos	Table Pos	Remark
	MHz	dBuV/m	dB	dBuV/m	dBuV	dB/m	dB	dB	cm	deg	
1 @	8016.00	57.07	-16.93	74.00	45.53	39.59	7.81	35.86	100		0 Peak
2 @	8016.00	44.85	-9.15	54.00	33.31	39.59	7.81	35.86	100		110 Average

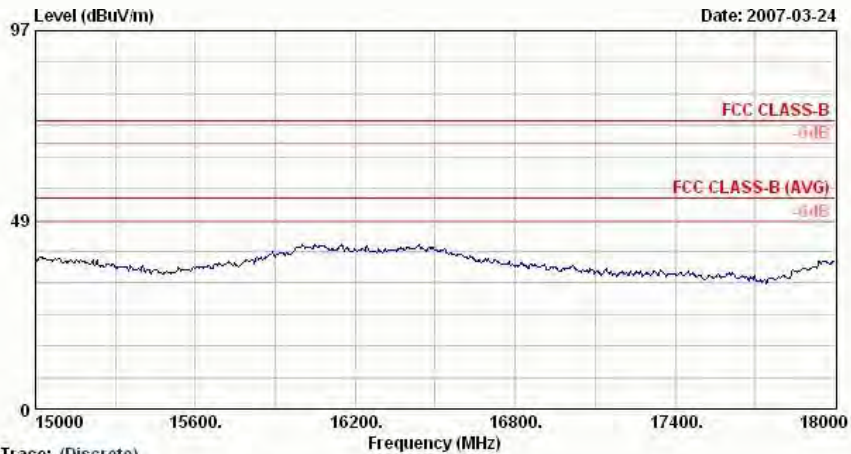


Trace: (Discrete)

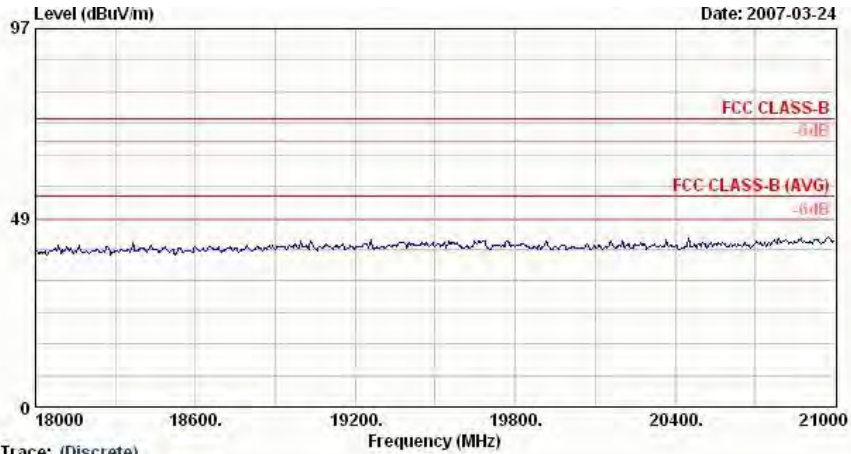
Site : 03CR06-HY  
 Condition : HF-ANT(8-16)-060918 VERTICAL  
 EUT : Pocket PC phone For FCC  
 Power : 120Vac/60Hz  
 Model : FR 731703  
 Mode : WLAN 11b\_Tx\_Ch06;2437MHz  
 Plane : E2  
 Data Rate : 11  
 Adaptor : 1



Trace: (Discrete)  
Site : 03CH06-HY  
Condition : HP-ANT(8-16)-060918 VERTICAL  
EUT : Pocket PC phone For FCC  
Power : 120Vac/60Hz  
Model : FR 731703  
Mode : WLAN 11b\_Tx\_Ch06;2437MHz  
Plane : E2  
Data Rate : 11  
Adaptor : 1

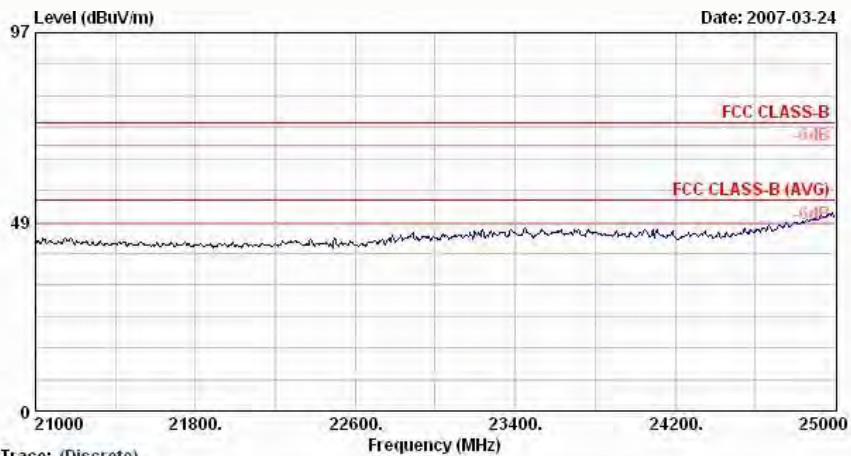


Trace: (Discrete)  
Site : 03CH06-HY  
Condition : HP-ANT(8-16)-060918 VERTICAL  
EUT : Pocket PC phone For FCC  
Power : 120Vac/60Hz  
Model : FR 731703  
Mode : WLAN 11b\_Tx\_Ch06;2437MHz  
Plane : E2  
Data Rate : 11  
Adaptor : 1



Trace: (Discrete)

Site : 03CH06-HY  
Condition : SHF-EHF HORN VERTICAL  
EUT : Pocket PC phone For FCC  
Power : 120Vac/60Hz  
Model : FR 731703  
Mode : WLAN 11b\_Tx\_Ch06;2437MHz  
Plane : E2  
Data Rate : 11  
Adaptor : 1



Trace: (Discrete)

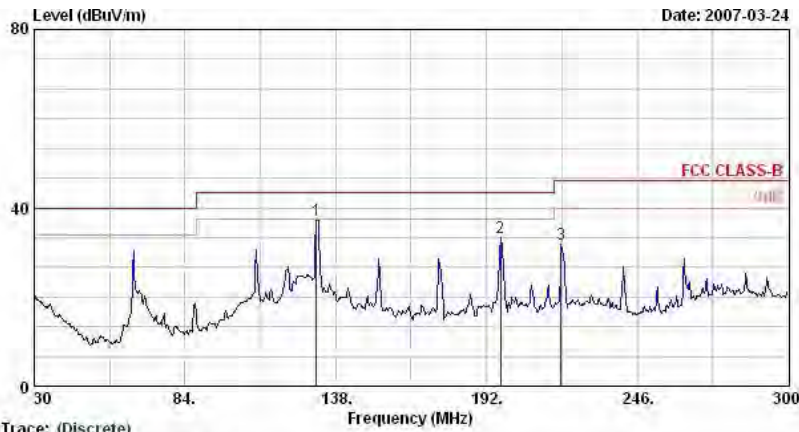
Site : 03CH06-HY  
Condition : SHF-EHF HORN VERTICAL  
EUT : Pocket PC phone For FCC  
Power : 120Vac/60Hz  
Model : FR 731703  
Mode : WLAN 11b\_Tx\_Ch06;2437MHz  
Plane : E2  
Data Rate : 11  
Adaptor : 1

Remark : Frequency from 9GHz to 25GHz, the emission emitted by the EUT is too low to be measured.



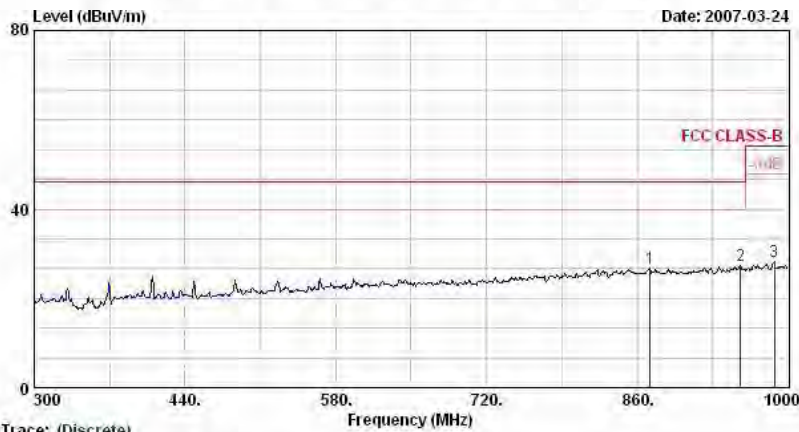
- Test Mode : Mode 3
- Polarization : Horizontal

The test that passed at minimum margin was marked by the frame in the following table.



Trace: (Discrete)  
 Site : D3CH06-HY  
 Condition : LF-ANT(951121) HORIZONTAL  
 EUT : Pocket PC phone For FCC  
 Power : 120Vac/60Hz  
 Model : FR 731703  
 Mode : WLAN 11b\_Tx\_Ch11;2462MHz  
 Plane : E2  
 Data Rate : 11  
 Adaptor : 1

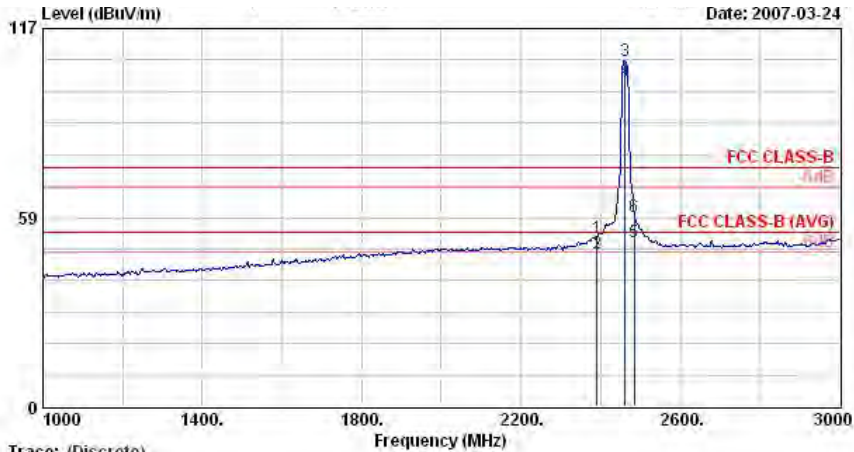
	Freq	Level	Over	Limit	ReadAntenna	Cable	Preamp	Ant	Table	Remark
	MHz	dBuV/m	dB	dBuV/m	dBuV	dB/m	dB	dB	cm	deg
1 @	130.98	37.11	-6.39	43.50	54.85	11.70	1.65	31.09	100	69 Peak
2	197.13	33.26	-10.24	43.50	52.82	9.32	2.14	31.02	---	---
3	218.73	31.75	-14.25	46.00	50.17	10.44	2.16	31.03	---	---



Trace: (Discrete)  
 Site : D3CH06-HY  
 Condition : LF-ANT(951121) HORIZONTAL  
 EUT : Pocket PC phone For FCC  
 Power : 120Vac/60Hz  
 Model : FR 731703  
 Mode : WLAN 11b\_Tx\_Ch11;2462MHz  
 Plane : E2  
 Data Rate : 11  
 Adaptor : 1

	Freq	Level	Over	Limit	ReadAntenna	Cable	Preamp	Ant	Table	Remark
	MHz	dBuV/m	dB	dBuV/m	dBuV	dB/m	dB	dB	cm	deg
1	871.90	26.77	-19.23	46.00	32.11	20.33	4.73	30.40	---	---
2	955.90	27.44	-18.56	46.00	31.80	20.93	4.98	30.28	---	---
3	987.40	28.16	-25.84	54.00	32.19	21.15	5.10	30.27	---	---



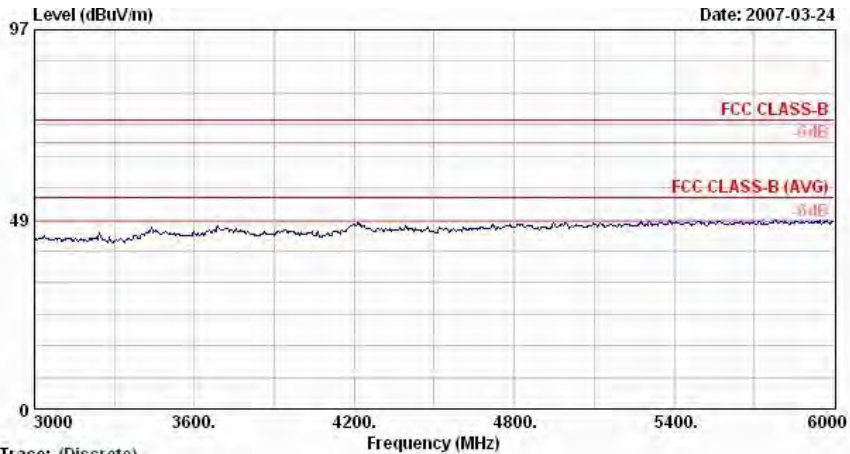


Trace: (Discrete)

Site : 03CH06-HY  
 Condition : HP-ANT-D60410 HORIZONTAL  
 EUT : Pocket PC phone For FCC  
 Power : 120Vac/60Hz  
 Model : FR 731703  
 Mode : WLAN 11b\_Tx\_Ch11;2462MHz  
 Plane : E2  
 Data Rate : 11  
 Adaptor : 1

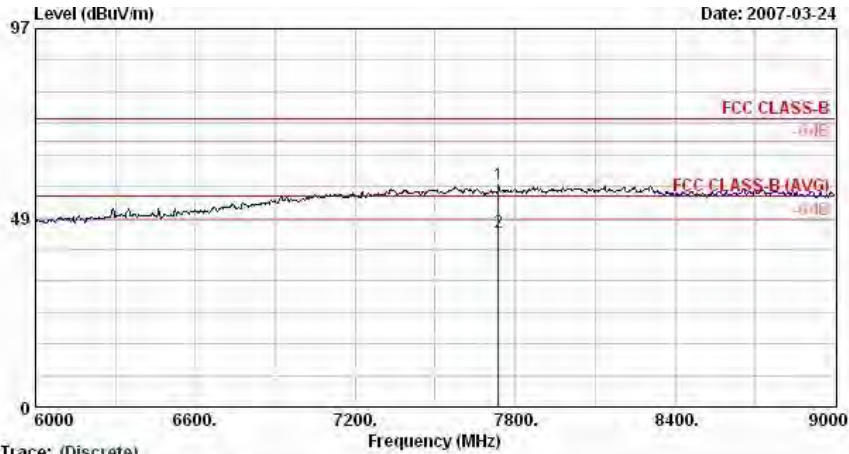
	Freq	Level	Over	Limit	Read	Antenna	Cable	Preamp	Ant	Table	Remark
	MHz	dBuV/m	dB	dBuV/m	dBuV	dB/m	dB	dB	cm	deg	
1	2390.00	52.37	-21.63	74.00	53.82	30.26	3.75	35.46	100	360	Peak
2	2390.00	47.19	-6.81	54.00	48.64	30.26	3.75	35.46	100	349	Average
3 @	2462.00	107.01			108.38	30.29	3.84	35.49	100	360	Peak
4 @	2462.00	100.73			102.10	30.29	3.84	35.49	100	349	Average
5 @	2483.50	51.09	-2.91	54.00	52.45	30.29	3.86	35.51	100	349	Average
6	2483.50	58.75	-15.25	74.00	60.11	30.29	3.86	35.51	100	360	Peak

Remark: #3 and #4 Fundamental Signal



Trace: (Discrete)

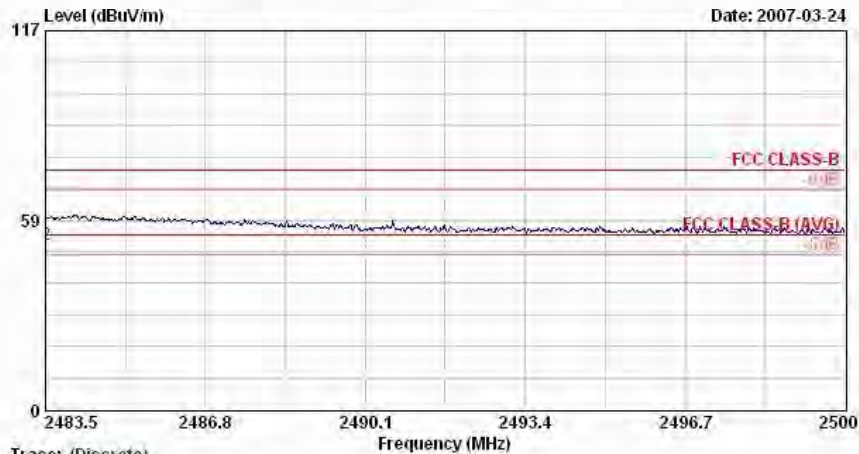
Site : 03CH06-HY  
 Condition : HP-ANT-D60410 HORIZONTAL  
 EUT : Pocket PC phone For FCC  
 Power : 120Vac/60Hz  
 Model : FR 731703  
 Mode : WLAN 11b\_Tx\_Ch11;2462MHz  
 Plane : E2  
 Data Rate : 11  
 Adaptor : 1



Trace: (Discrete)

Site : 03CR06-HY  
 Condition : HF-ANT-060410 HORIZONTAL  
 EUT : Pocket PC phone For FCC  
 Power : 120Vac/60Hz  
 Model : FR 731703  
 Mode : WLAN 11b\_Tx\_Ch11;2462MHz  
 Plane : E2  
 Data Rate : 11  
 Adaptor : 1

	Freq	Level	Over Limit	Limit Line	Read Level	Antenna Factor	Cable Loss	Preamp Factor	Ant Pos	Table Pos	Remark
	MHz	dBuV/m	dB	dBuV/m	dBuV	dB/m	dB	dB	cm	deg	
1	7737.00	56.96	-17.04	74.00	45.99	39.23	7.70	35.96	100	0	Peak
2	7737.00	44.54	-9.46	54.00	33.57	39.23	7.70	35.96	100	54	Average



Trace: (Discrete)

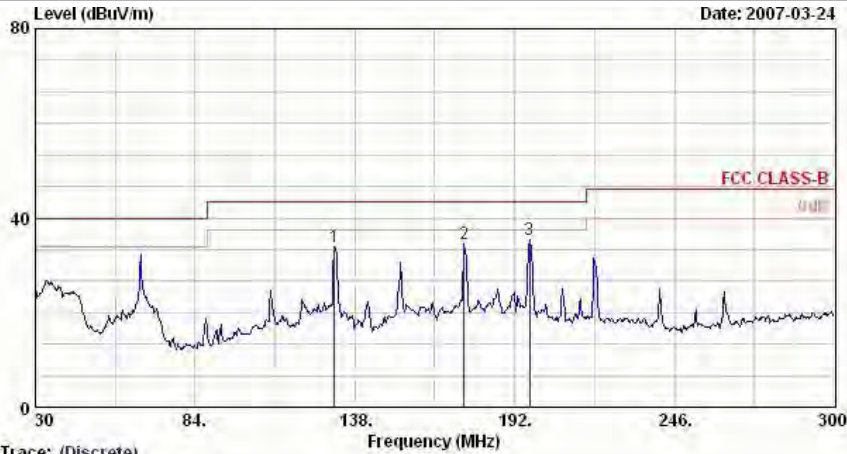
Site : 03CR06-HY  
 Condition : HF-ANT-060410 HORIZONTAL  
 EUT : Pocket PC phone For FCC  
 Power : 120Vac/60Hz  
 Model : FR 731703  
 Mode : WLAN 11b\_Tx\_Ch11;2462MHz  
 Plane : E2  
 Data Rate : 11  
 Adaptor : 1

	Freq	Level	Over Limit	Limit Line	Read Level	Antenna Factor	Cable Loss	Preamp Factor	Ant Pos	Table Pos	Remark
	MHz	dBuV/m	dB	dBuV/m	dBuV	dB/m	dB	dB	cm	deg	
1	2483.50	58.75	-15.25	74.00	60.11	30.29	3.86	35.51	100	360	Peak
2 @	2483.50	51.09	-2.91	54.00	52.45	30.29	3.86	35.51	100	349	Average



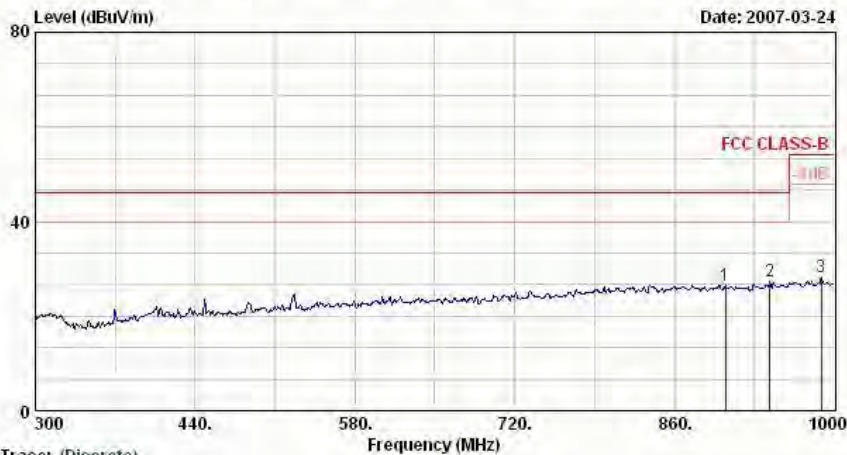
- Polarization : Vertical

The test that passed at minimum margin was marked by the frame in the following table.



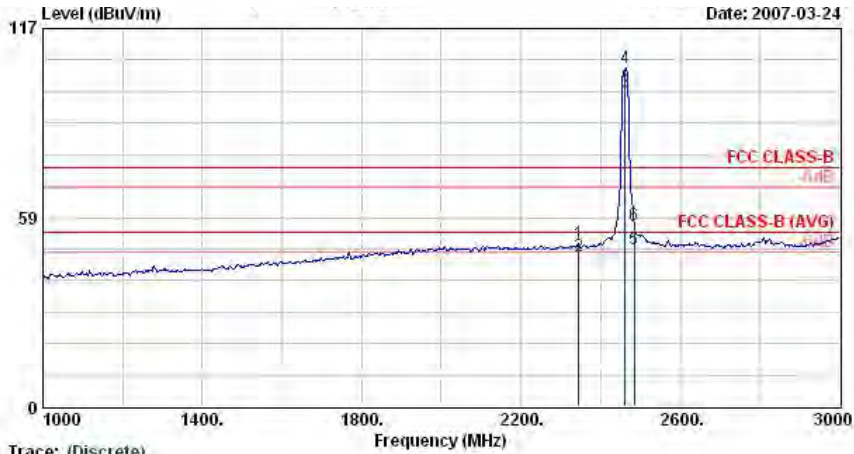
Trace: (Discrete)  
 Site : 03CH06-HY  
 Condition : LP-ANT(951121) VERTICAL  
 EUT : Pocket PC phone For FCC  
 Power : 120Vac/60Hz  
 Model : FR 731703  
 Mode : WLAN 11b\_Tx\_Ch11;2462MHz  
 Plane : E2  
 Data Rate : 11  
 Adaptor : I

	Freq	Level	Over	Limit	ReadAntenna	Cable	Preamp	Ant	Table		
	MHz	dBuV/m	dB	dBuV/m	dBuV	dB/m	dB	dB	cm	deg	
1	130.98	33.91	-9.59	43.50	51.65	11.70	1.65	31.09	---	---	Peak
2	174.99	34.61	-8.89	43.50	53.95	9.82	1.87	31.02	---	---	Peak
3	197.13	35.47	-8.03	43.50	55.03	9.32	2.14	31.02	133	312	Peak



Trace: (Discrete)  
 Site : 03CH06-HY  
 Condition : LP-ANT(951121) VERTICAL  
 EUT : Pocket PC phone For FCC  
 Power : 120Vac/60Hz  
 Model : FR 731703  
 Mode : WLAN 11b\_Tx\_Ch11;2462MHz  
 Plane : E2  
 Data Rate : 11  
 Adaptor : I

	Freq	Level	Over	Limit	ReadAntenna	Cable	Preamp	Ant	Table		
	MHz	dBuV/m	dB	dBuV/m	dBuV	dB/m	dB	dB	cm	deg	
1	904.80	26.53	-19.47	46.00	31.49	20.56	4.83	30.36	---	---	Peak
2	943.30	27.40	-18.60	46.00	31.90	20.84	4.94	30.29	---	---	Peak
3	988.80	28.24	-25.76	54.00	32.25	21.16	5.10	30.27	---	---	Peak

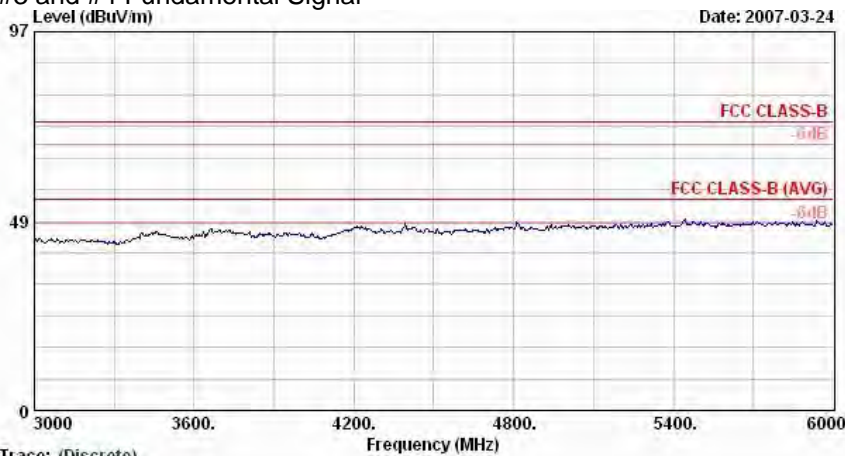


Trace: (Discrete)

Site : 03CH06-HY  
 Condition : HF-ANT-060410 VERTICAL  
 EUT : Pocket PC phone For FCC  
 Power : 120Vac/60Hz  
 Model : FR 731703  
 Mode : WLAN 11b\_Tx\_Ch11;2462MHz  
 Plane : E2  
 Data Rate : 11  
 Adaptor : I

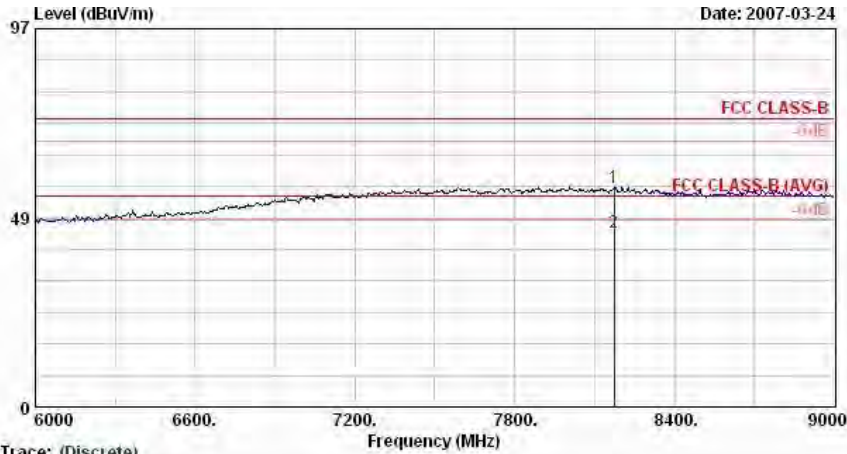
	Freq	Level	Over Limit	Limit Line	Read Level	Antenna Factor	Cable Loss	Preamp Factor	Ant Pos	Table Pos	Remark
	MHz	dBuV/m	dB	dBuV/m	dBuV	dB/m	dB	dB	cm	deg	
1	2344.00	50.67	-23.33	74.00	52.14	30.24	3.71	35.42	100	360	Peak
2	2344.00	46.73	-7.27	54.00	48.21	30.24	3.71	35.42	100	91	Average
3 @	2462.00	97.23			98.60	30.29	3.84	35.49	100	91	Average
4 @	2462.00	104.82			106.19	30.29	3.84	35.49	100	360	Peak
5 @	2483.50	48.84	-5.16	54.00	50.20	30.29	3.86	35.51	100	91	Average
6	2483.50	55.92	-18.08	74.00	57.28	30.29	3.86	35.51	100	360	Peak

Remark: #3 and #4 Fundamental Signal



Trace: (Discrete)

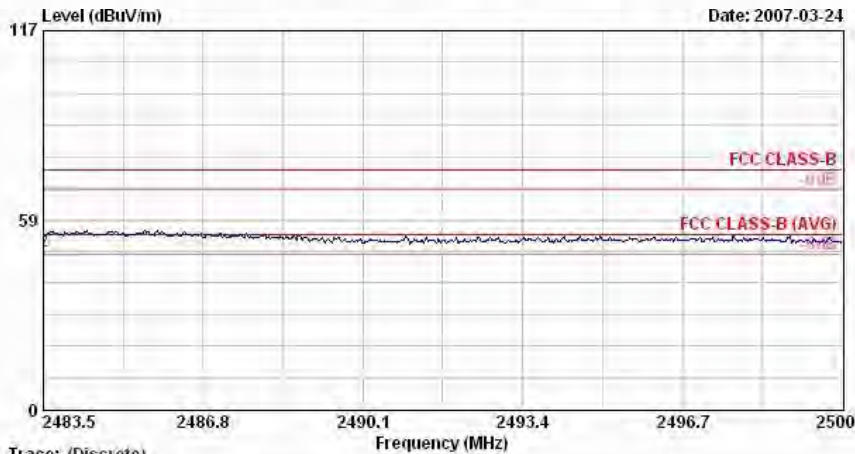
Site : 03CH06-HY  
 Condition : HF-ANT-060410 VERTICAL  
 EUT : Pocket PC phone For FCC  
 Power : 120Vac/60Hz  
 Model : FR 731703  
 Mode : WLAN 11b\_Tx\_Ch11;2462MHz  
 Plane : E2  
 Data Rate : 11  
 Adaptor : I



Trace: (Discrete)

Site : 03CH06-HY  
 Condition : HF-ANT-060410 VERTICAL  
 EUT : Pocket PC phone For FCC  
 Power : 120Vac/60Hz  
 Model : FR 731703  
 Mode : WLAN 11b\_Tx\_Ch11;2462MHz  
 Plane : E2  
 Data Rate : 11  
 Adaptor : I

	Freq	Level	Over Limit	Limit Line	ReadAntenna Level	Antenna Factor	Cable Loss	Preamp Factor	Ant Pos	Table Pos	Remark
	MHz	dBuV/m	dB	dBuV/m	dBuV	dB/m	dB	dB	cm	deg	
1	8172.00	56.35	-17.65	74.00	44.85	39.46	7.98	35.94	100		0 Peak
2	8172.00	44.67	-9.33	54.00	33.17	39.46	7.98	35.94	100		68 Average



Trace: (Discrete)

Site : 03CH06-HY  
 Condition : HF-ANT-060410 VERTICAL  
 EUT : Pocket PC phone For FCC  
 Power : 120Vac/60Hz  
 Model : FR 731703  
 Mode : WLAN 11b\_Tx\_Ch11;2462MHz  
 Plane : E2  
 Data Rate : 11  
 Adaptor : I

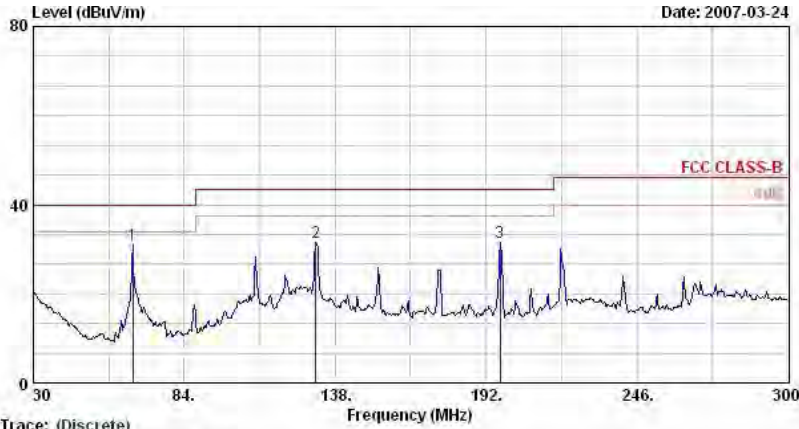
	Freq	Level	Over Limit	Limit Line	ReadAntenna Level	Antenna Factor	Cable Loss	Preamp Factor	Ant Pos	Table Pos	Remark
	MHz	dBuV/m	dB	dBuV/m	dBuV	dB/m	dB	dB	cm	deg	
1	2483.50	55.92	-18.08	74.00	57.28	30.29	3.86	35.51	100	360	Peak
2 @	2483.50	48.84	-5.16	54.00	50.20	30.29	3.86	35.51	100	91	Average

Remark : Frequency from 9GHz to 25GHz, the emission emitted by the EUT is too low to be measured.



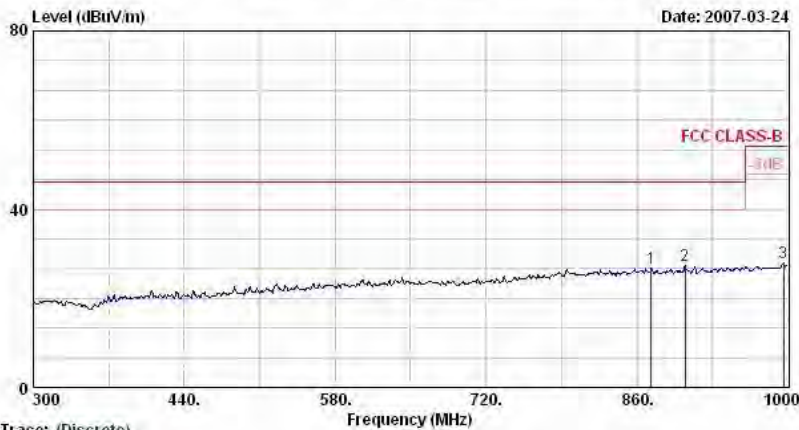
- Test Mode : Mode 4
- Polarization : Horizontal

The test that passed at minimum margin was marked by the frame in the following table.



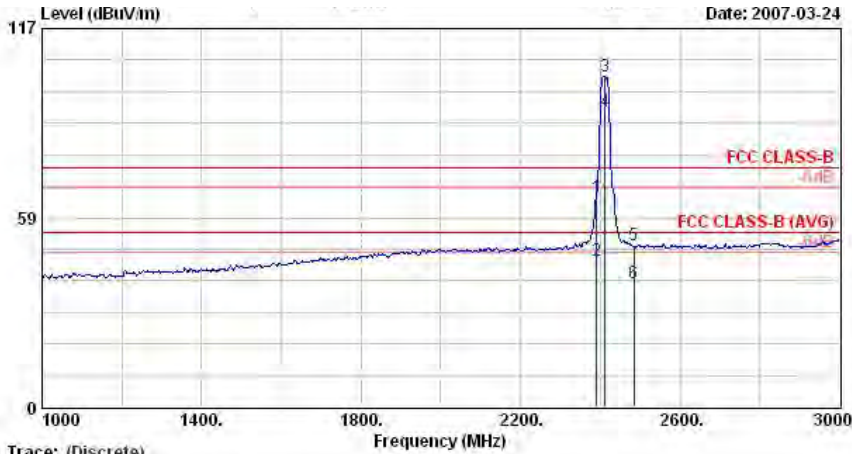
Trace: (Discrete)  
 Site : 03CH06-HY  
 Condition : LF-ANT(951121) HORIZONTAL  
 EUT : Pocket PC phone For FCC  
 Power : 120Vac/60Hz  
 Model : FR 731703  
 Mode : WLAN 11g\_Tx\_Ch01;2412MHz  
 Plane : E2  
 Data Rate : 54  
 Adaptor : 1

	Freq	Level	Over	Limit	ReadAntenna	Cable	Preamp	Ant	Table	Remark
	MHz	dBuV/m	dB	dBuV/m	dBuV	dB/m	dB	dB	cm	deg
1	65.64	31.00	-9.00	40.00	54.11	6.78	1.24	31.13	100	36 Peak
2	130.98	31.41	-12.09	43.50	49.15	11.70	1.65	31.09	---	---
3	197.13	31.39	-12.11	43.50	50.96	9.32	2.14	31.02	---	---



Trace: (Discrete)  
 Site : 03CH06-HY  
 Condition : LF-ANT(951121) HORIZONTAL  
 EUT : Pocket PC phone For FCC  
 Power : 120Vac/60Hz  
 Model : FR 731703  
 Mode : WLAN 11g\_Tx\_Ch01;2412MHz  
 Plane : E2  
 Data Rate : 54  
 Adaptor : 1

	Freq	Level	Over	Limit	ReadAntenna	Cable	Preamp	Ant	Table	Remark
	MHz	dBuV/m	dB	dBuV/m	dBuV	dB/m	dB	dB	cm	deg
1	873.30	26.80	-19.20	46.00	32.13	20.34	4.73	30.40	---	---
2	904.80	27.46	-18.54	46.00	32.42	20.56	4.83	30.36	---	---
3	995.80	27.88	-26.12	54.00	31.81	21.21	5.13	30.27	---	---

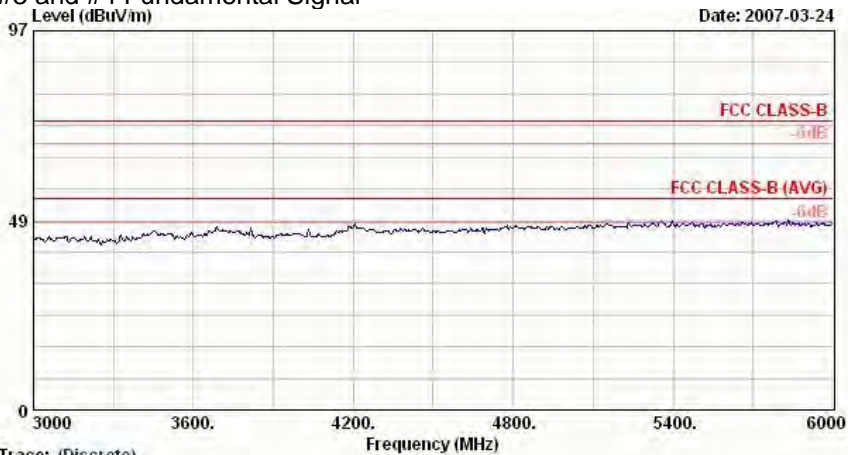


Trace: (Discrete)

Site : 03CH06-HY  
 Condition : HP-ANT-D60410 HORIZONTAL  
 EUT : Pocket PC phone For FCC  
 Power : 120Vac/60Hz  
 Model : FR 731703  
 Mode : WLAN 11g\_Tx\_Ch01;2412MHz  
 Plane : E2  
 Data Rate : 54  
 Adaptor : 1

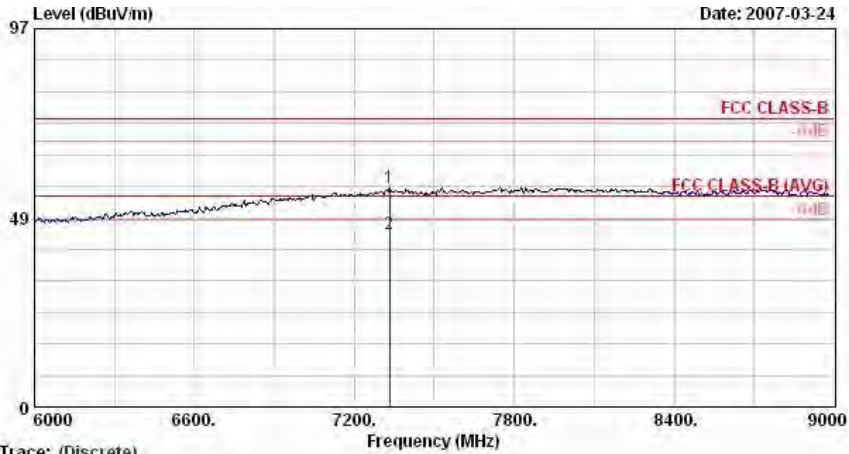
	Freq	Level	Over	Limit	Read	Antenna	Cable	Preamp	Ant	Table	Remark
	MHz	dBuV/m	dB	dBuV/m	dBuV	dB/m	dB	dB	cm	deg	
1 @	2390.00	64.69	-9.31	74.00	66.14	30.26	3.75	35.46	100	0	Peak
2 @	2390.00	45.19	-8.81	54.00	46.64	30.26	3.75	35.46	100	252	Average
3 @	2412.00	102.28			103.70	30.27	3.77	35.46	100	0	Peak
4 @	2412.00	91.34			92.76	30.27	3.77	35.46	100	252	Average
5	2484.00	50.06	-23.94	74.00	51.40	30.30	3.88	35.53	100	0	Peak
6	2484.00	38.48	-15.52	54.00	39.84	30.29	3.86	35.51	100	252	Average

Remark: #3 and #4 Fundamental Signal



Trace: (Discrete)

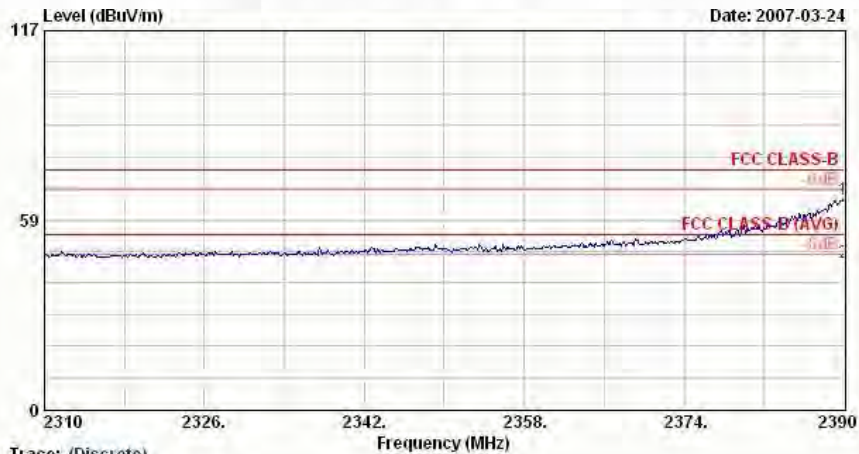
Site : 03CH06-HY  
 Condition : HP-ANT-D60410 HORIZONTAL  
 EUT : Pocket PC phone For FCC  
 Power : 120Vac/60Hz  
 Model : FR 731703  
 Mode : WLAN 11g\_Tx\_Ch01;2412MHz  
 Plane : E2  
 Data Rate : 54  
 Adaptor : 1



Trace: (Discrete)

Site : 03CH06-HY  
 Condition : HF-ANT-060410 HORIZONTAL  
 EUT : Pocket PC phone For FCC  
 Power : 120Vac/60Hz  
 Model : FR 731703  
 Mode : WLAN 11g\_Tx\_Ch01, 2412MHz  
 Plane : E2  
 Data Rate : 54  
 Adaptor : 1

	Freq	Level	Over Limit	Limit Line	ReadAntenna Level	Antenna Factor	Cable Loss	Preamp Factor	Ant Pos	Table Pos	Remark
	MHz	dBuV/m	dB	dBuV/m	dBuV	dB/m	dB	dB	cm	deg	
1	7332.00	56.26	-17.74	74.00	45.99	38.52	7.72	35.97	100	0	Peak
2 @	7332.00	44.44	-9.56	54.00	34.17	38.52	7.72	35.97	100	62	Average



Trace: (Discrete)

Site : 03CH06-HY  
 Condition : HF-ANT-060410 HORIZONTAL  
 EUT : Pocket PC phone For FCC  
 Power : 120Vac/60Hz  
 Model : FR 731703  
 Mode : WLAN 11g\_Tx\_Ch01, 2412MHz  
 Plane : E2  
 Data Rate : 54  
 Adaptor : 1

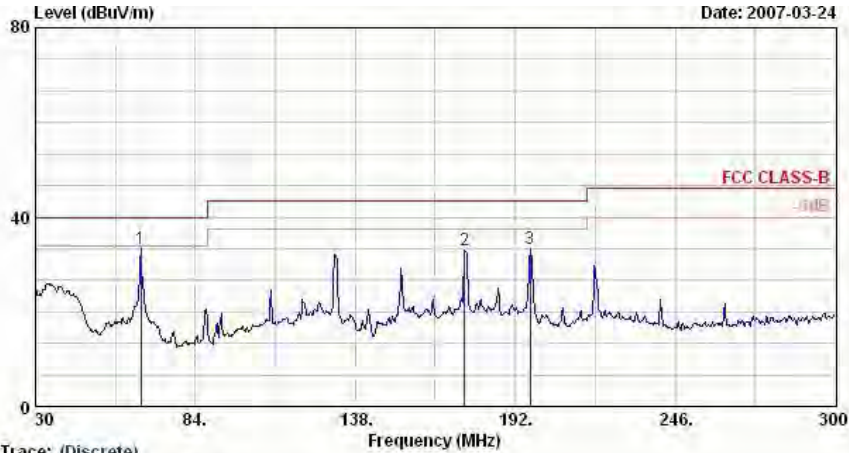
	Freq	Level	Over Limit	Limit Line	ReadAntenna Level	Antenna Factor	Cable Loss	Preamp Factor	Ant Pos	Table Pos	Remark
	MHz	dBuV/m	dB	dBuV/m	dBuV	dB/m	dB	dB	cm	deg	
1 @	2390.00	64.69	-9.31	74.00	66.14	30.26	3.75	35.46	100	0	Peak
2 @	2390.00	45.19	-8.81	54.00	46.64	30.26	3.75	35.46	100	252	Average





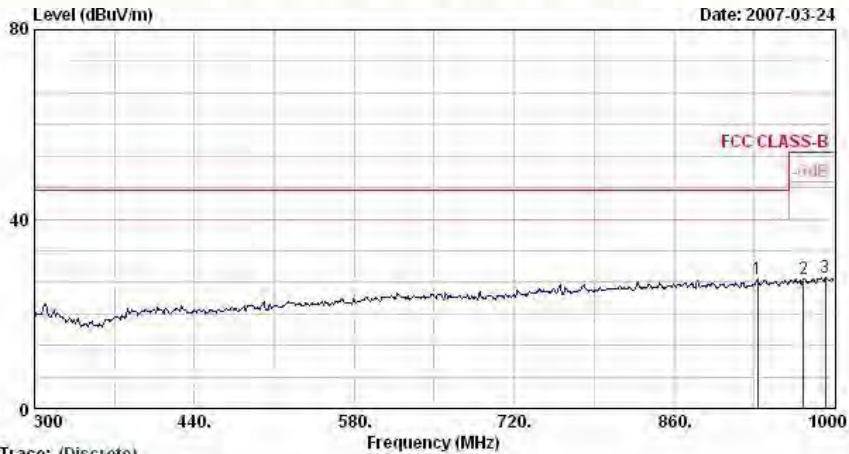
- Polarization : Vertical

The test that passed at minimum margin was marked by the frame in the following table.



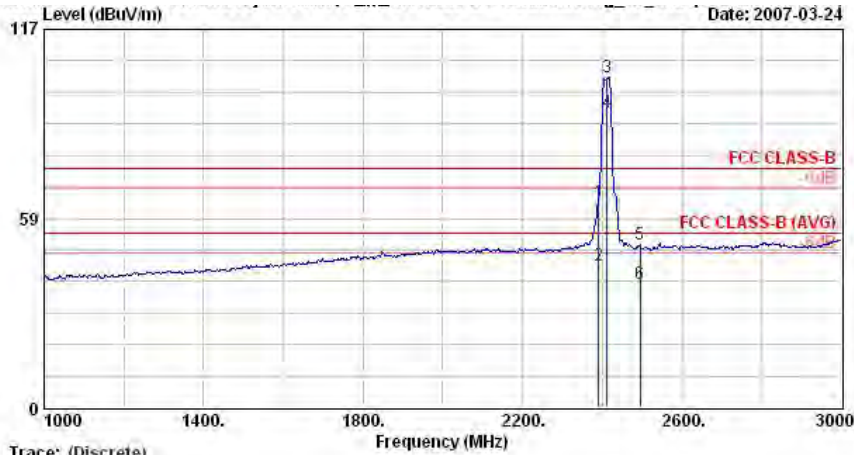
Trace: (Discrete)  
 Site : 03CH06-HY  
 Condition : LF-ANT(951121) VERTICAL  
 EUT : Pocket PC phone For FCC  
 Power : 120Vac/60Hz  
 Model : FR 731703  
 Mode : WLAN 11g\_Tx\_Ch01;2412MHz  
 Plane : E2  
 Data Rate : 54  
 Adaptor : 1

	Freq	Level	Over	Limit	ReadAntenna	Cable	Preamp	Ant	Table		
	MHz	dBuV/m	dB	dBuV/m	dBuV	dB/m	dB	dB	cm	deg	
1	65.64	33.43	-6.57	40.00	56.54	6.78	1.24	31.13	100	215	Peak
2	174.99	32.92	-10.58	43.50	52.25	9.82	1.87	31.02	---	---	Peak
3	197.13	33.40	-10.10	43.50	52.96	9.32	2.14	31.02	---	---	Peak



Trace: (Discrete)  
 Site : 03CH06-HY  
 Condition : LF-ANT(951121) VERTICAL  
 EUT : Pocket PC phone For FCC  
 Power : 120Vac/60Hz  
 Model : FR 731703  
 Mode : WLAN 11g\_Tx\_Ch01;2412MHz  
 Plane : E2  
 Data Rate : 54  
 Adaptor : 1

	Freq	Level	Over	Limit	ReadAntenna	Cable	Preamp	Ant	Table		
	MHz	dBuV/m	dB	dBuV/m	dBuV	dB/m	dB	dB	cm	deg	
1	932.80	27.30	-18.70	46.00	31.94	20.76	4.91	30.31	---	---	Peak
2	973.40	27.37	-26.63	54.00	31.55	21.05	5.05	30.28	---	---	Peak
3	992.30	27.74	-26.26	54.00	31.72	21.18	5.11	30.27	---	---	Peak

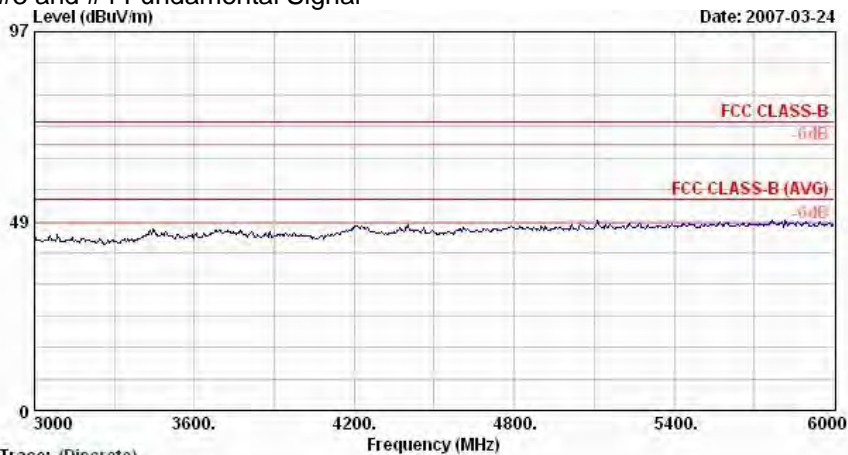


Trace: (Discrete)

Site : 03CH06-HY  
 Condition : HF-ANT-060410 VERTICAL  
 EUT : Pocket PC phone For FCC  
 Power : 120Vac/60Hz  
 Model : FR 731703  
 Mode : WLAN 11g\_Tx\_Ch01;2412MHz  
 Plane : E2  
 Data Rate : 54  
 Adaptor : I

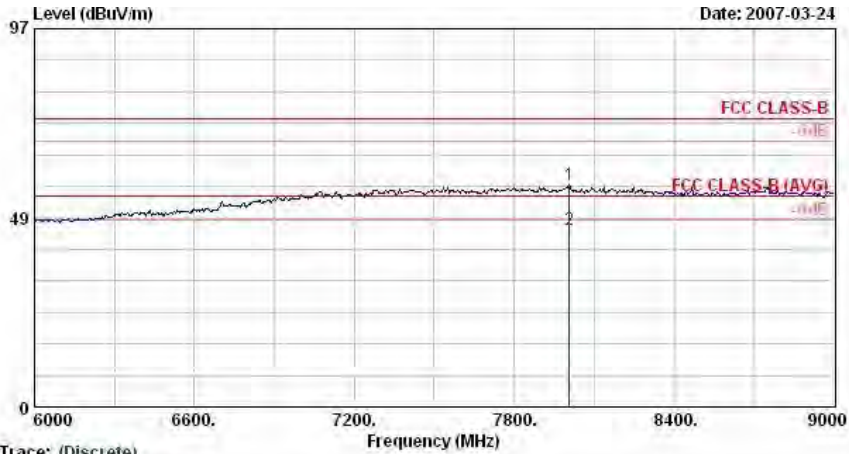
	Freq	Level	Over Limit	Limit Line	ReadAntenna	Cable Preamp	Ant Table	Table	Remark
	MHz	dBuV/m	dB	dBuV/m	dBuV	dB/m	dB	dB	cm deg
1	2390.00	63.69	-10.31	74.00	65.14	30.26	3.75	35.46	100 0 Peak
2	2390.00	43.98	-10.02	54.00	45.43	30.26	3.75	35.46	100 204 Average
3 @	2412.00	102.24			103.66	30.27	3.79	35.47	100 0 Peak
4 @	2412.00	91.44			92.89	30.26	3.75	35.46	100 204 Average
5	2494.00	50.27	-23.73	74.00	51.62	30.30	3.88	35.53	100 0 Peak
6	2494.00	38.42	-15.58	54.00	39.77	30.30	3.88	35.53	100 204 Average

Remark: #3 and #4 Fundamental Signal



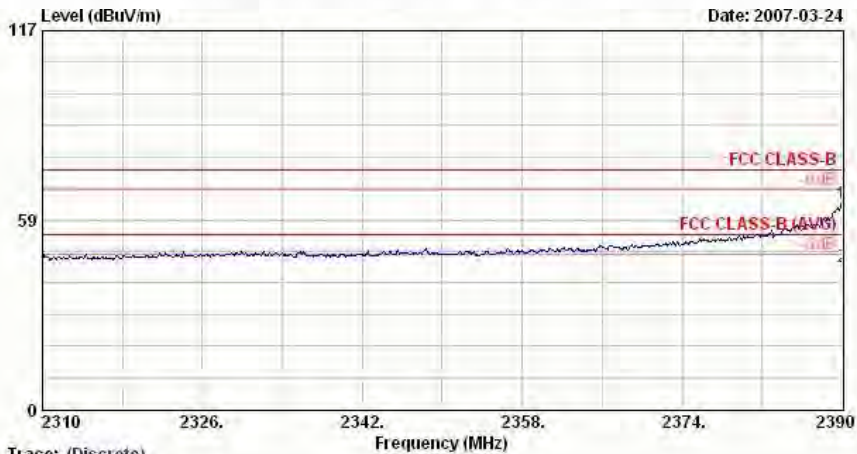
Trace: (Discrete)

Site : 03CH06-HY  
 Condition : HF-ANT-060410 VERTICAL  
 EUT : Pocket PC phone For FCC  
 Power : 120Vac/60Hz  
 Model : FR 731703  
 Mode : WLAN 11g\_Tx\_Ch01;2412MHz  
 Plane : E2  
 Data Rate : 54  
 Adaptor : I



Trace: (Discrete)  
 Site : 03CR06-HY  
 Condition : HF-ANT-D60410 VERTICAL  
 EUT : Pocket PC phone For FCC  
 Power : 120Vac/60Hz  
 Model : FR 731703  
 Mode : WLAN 11g\_Tx\_Ch01, 2412MHz  
 Plane : E2  
 Data Rate : 54  
 Adaptor : I

	Freq	Level	Over Limit	Limit Line	Read Level	Antenna Factor	Cable Loss	Preamp Factor	Ant Pos	Table Pos	Remark
	MHz	dBuV/m	dB	dBuV/m	dBuV	dB/m	dB	dB	cm	deg	
1	8007.00	56.99	-17.01	74.00	45.44	39.60	7.81	35.86	100		0 Peak
2 @	8007.00	45.40	-8.60	54.00	33.85	39.60	7.81	35.86	100		158 Average



Trace: (Discrete)  
 Site : 03CR06-HY  
 Condition : HF-ANT-D60410 VERTICAL  
 EUT : Pocket PC phone For FCC  
 Power : 120Vac/60Hz  
 Model : FR 731703  
 Mode : WLAN 11g\_Tx\_Ch01, 2412MHz  
 Plane : E2  
 Data Rate : 54  
 Adaptor : I

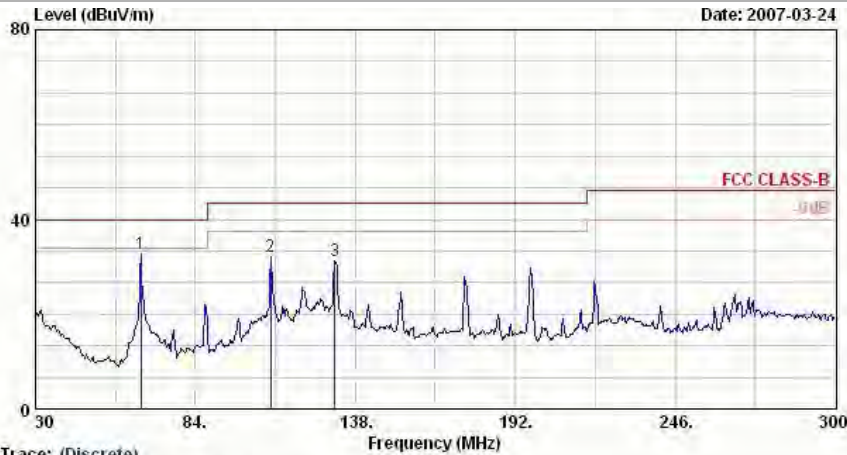
	Freq	Level	Over Limit	Limit Line	Read Level	Antenna Factor	Cable Loss	Preamp Factor	Ant Pos	Table Pos	Remark
	MHz	dBuV/m	dB	dBuV/m	dBuV	dB/m	dB	dB	cm	deg	
1	2390.00	63.69	-10.31	74.00	65.14	30.26	3.75	35.46	100		0 Peak
2 @	2390.00	43.98	-10.02	54.00	45.43	30.26	3.75	35.46	100		204 Average

Remark : Frequency from 9GHz to 25GHz, the emission emitted by the EUT is too low to be measured.



- Test Mode : Mode 5
- Polarization : Horizontal

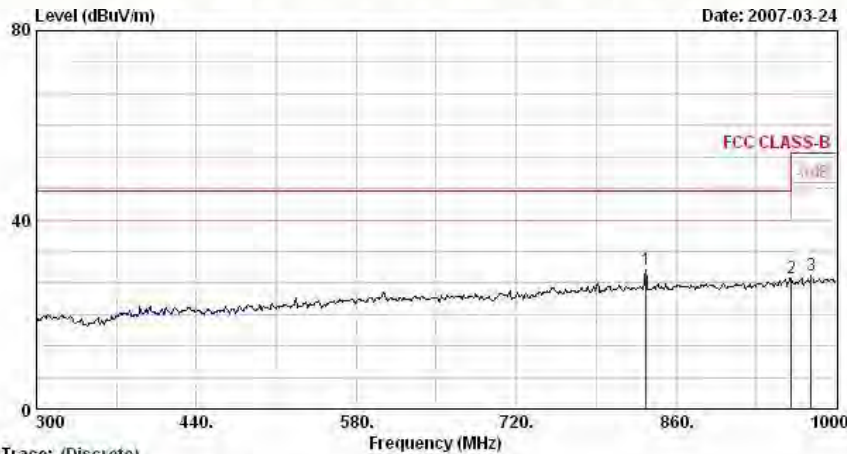
The test that passed at minimum margin was marked by the frame in the following table.



Trace: (Discrete)

Site : D3CH06-HY  
 Condition : LF-ANT(951121) HORIZONTAL  
 EDT : Pocket PC phone For FCC  
 Power : 120Vac/60Hz  
 Model : FR 731703  
 Mode : WLAN 11g\_Tx\_Ch06;2437MHz  
 Plane : E2  
 Data Rate : 54  
 Adaptor : 1

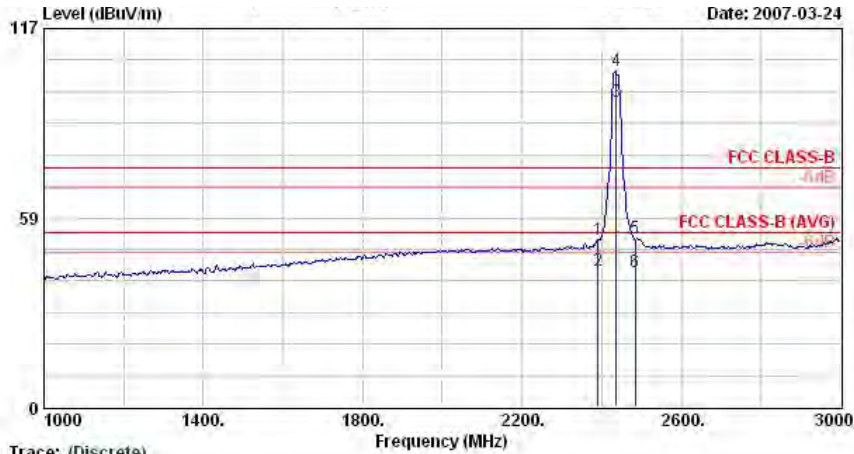
	Freq	Level	Over	Limit	ReadAntenna	Cable	Preamp	Ant	Table	Remark
	MHz	dBuV/m	dB	dBuV/m	dBuV	dB/m	dB	dB	cm	deg
1 @	65.64	32.58	-7.42	40.00	55.68	6.78	1.24	31.13	100	127 Peak
2	109.38	32.11	-11.39	43.50	49.86	11.75	1.53	31.03	---	---
3	130.98	31.33	-12.17	43.50	49.07	11.70	1.65	31.09	---	---



Trace: (Discrete)

Site : D3CH06-HY  
 Condition : LF-ANT(951121) HORIZONTAL  
 EDT : Pocket PC phone For FCC  
 Power : 120Vac/60Hz  
 Model : FR 731703  
 Mode : WLAN 11g\_Tx\_Ch06;2437MHz  
 Plane : E2  
 Data Rate : 54  
 Adaptor : 1

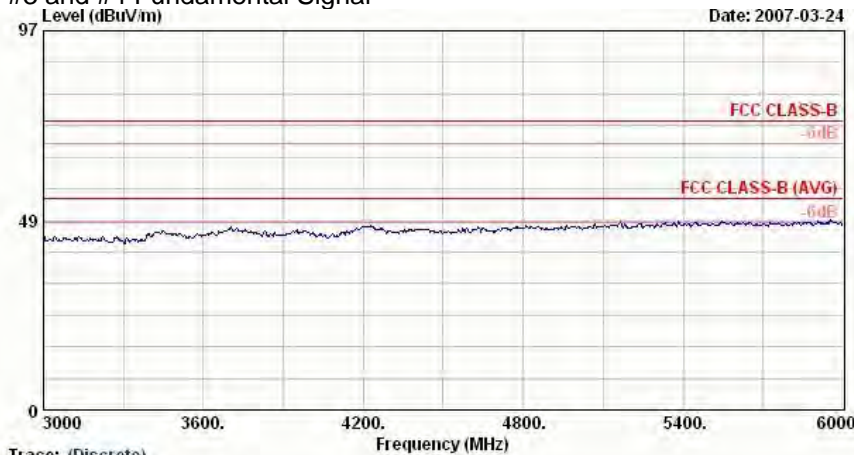
	Freq	Level	Over	Limit	ReadAntenna	Cable	Preamp	Ant	Table	Remark
	MHz	dBuV/m	dB	dBuV/m	dBuV	dB/m	dB	dB	cm	deg
1	833.40	29.32	-16.68	46.00	35.07	20.05	4.64	30.45	---	---
2	960.80	27.52	-26.48	54.00	31.83	20.96	5.00	30.28	---	---
3	978.30	28.15	-25.85	54.00	32.28	21.09	5.06	30.27	---	---



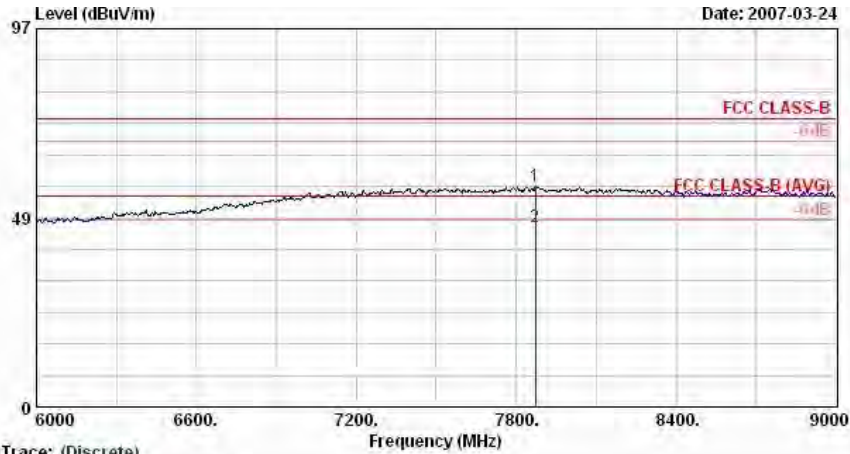
Trace: (Discrete)  
 Site : D3CHD6-RV  
 Condition : HF-ANT-060410 HORIZONTAL  
 EUT : Pocket PC phone For FCC  
 Power : 120Vac/60Hz  
 Model : FR 731703  
 Mode : WLAN 11g\_T\*\_Ch06;2437MHz  
 Plane : E2  
 Data Rate : 54  
 Adaptor : 1

	Freq	Level	Over	Limit	ReadAntenna	Cable	Preamp	Ant	Table	Remark
	MHz	dBuV/m	dB	dBuV/m	dBuV	dB/m	dB	dB	cm	deg
1	2390.00	51.64	-22.36	74.00	53.09	30.26	3.75	35.46	100	0 Peak
2	2390.00	42.34	-11.66	54.00	43.79	30.26	3.75	35.46	108	143 Average
3 @	2437.00	94.43			95.88	30.26	3.75	35.46	108	143 Average
4 @	2437.00	103.75			105.16	30.27	3.79	35.47	100	0 Peak
5	2483.50	52.11	-21.89	74.00	53.46	30.30	3.86	35.51	100	0 Peak
6	2483.50	41.88	-12.12	54.00	43.24	30.29	3.86	35.51	108	143 Average

Remark: #3 and #4 Fundamental Signal

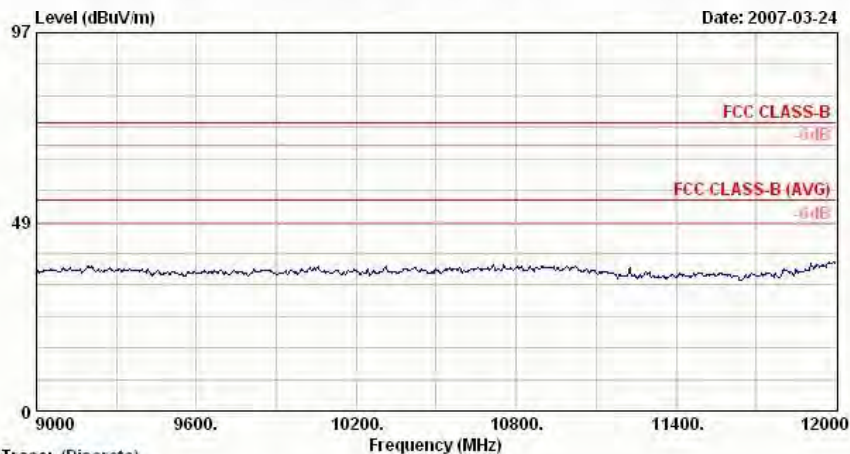


Trace: (Discrete)  
 Site : D3CHD6-RV  
 Condition : HF-ANT-060410 HORIZONTAL  
 EUT : Pocket PC phone For FCC  
 Power : 120Vac/60Hz  
 Model : FR 731703  
 Mode : WLAN 11g\_T\*\_Ch06;2437MHz  
 Plane : E2  
 Data Rate : 54  
 Adaptor : 1

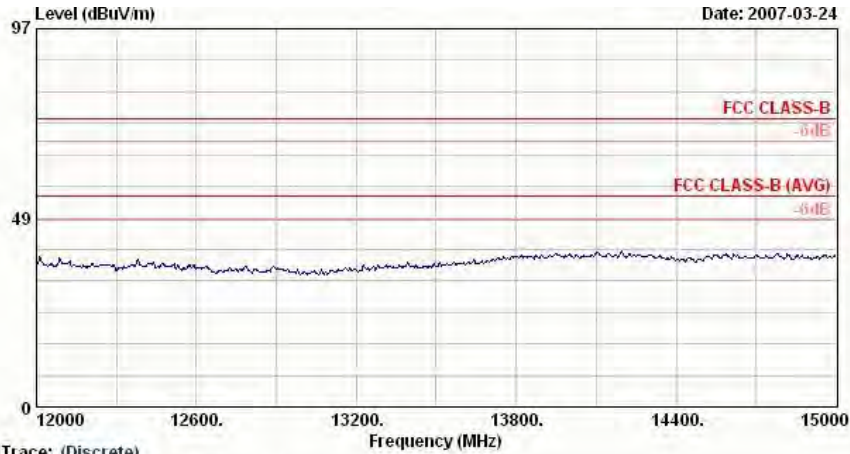


Trace: (Discrete)  
 Site : D3CH06-HY  
 Condition : HP-ANT-060410 HORIZONTAL  
 EUT : Pocket PC phone For FCC  
 Power : 120Vac/60Hz  
 Model : FR 731703  
 Mode : WLAN 11g\_Tx\_Ch06, 2437MHz  
 Plane : E2  
 Data Rate : 54  
 Adaptor : 1

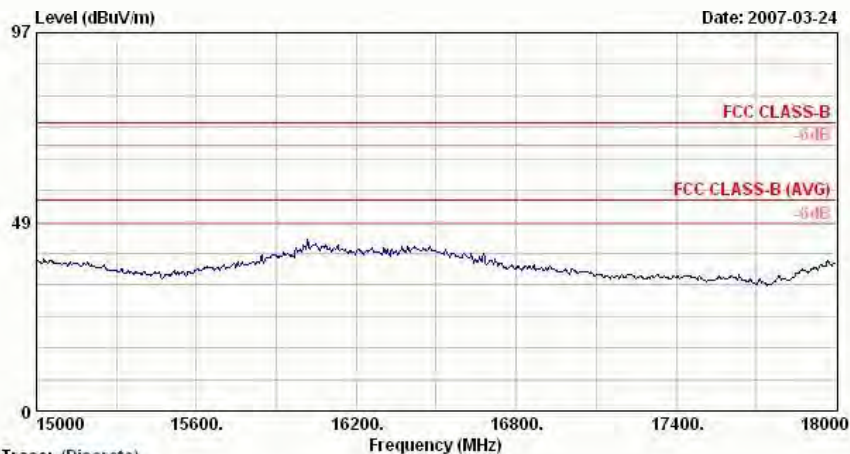
	Freq	Level	Over Limit	Limit Line	ReadAntenna Level	Antenna Factor	Cable Loss	Preamp Factor	Ant Pos	Table Pos	Remark
	MHz	dBuV/m	dB	dBuV/m	dBuV	dB/m	dB	dB	cm	deg	
1	7872.00	56.71	-17.29	74.00	45.45	39.41	7.75	35.90	100		0 Peak
2	7872.00	46.10	-7.90	54.00	34.84	39.41	7.75	35.90	100	157	Average



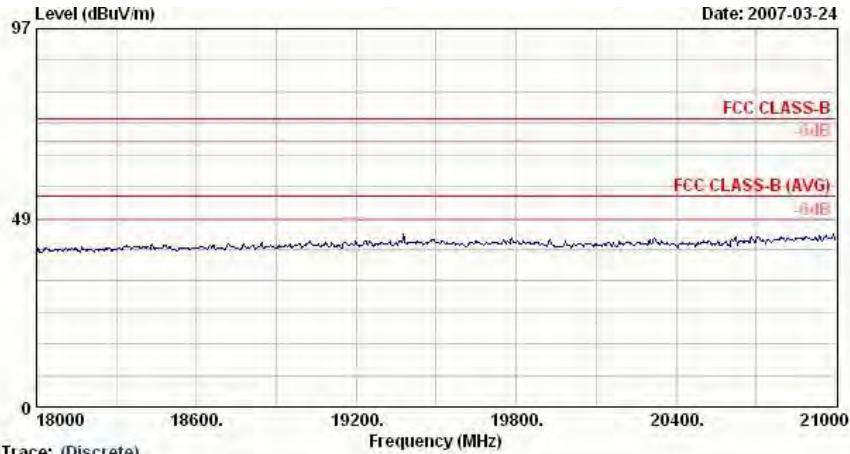
Trace: (Discrete)  
 Site : D3CH06-HY  
 Condition : HP-ANT(8-18)-060918 HORIZONTAL  
 EUT : Pocket PC phone For FCC  
 Power : 120Vac/60Hz  
 Model : FR 731703  
 Mode : WLAN 11g\_Tx\_Ch06, 2437MHz  
 Plane : E2  
 Data Rate : 54  
 Adaptor : 1



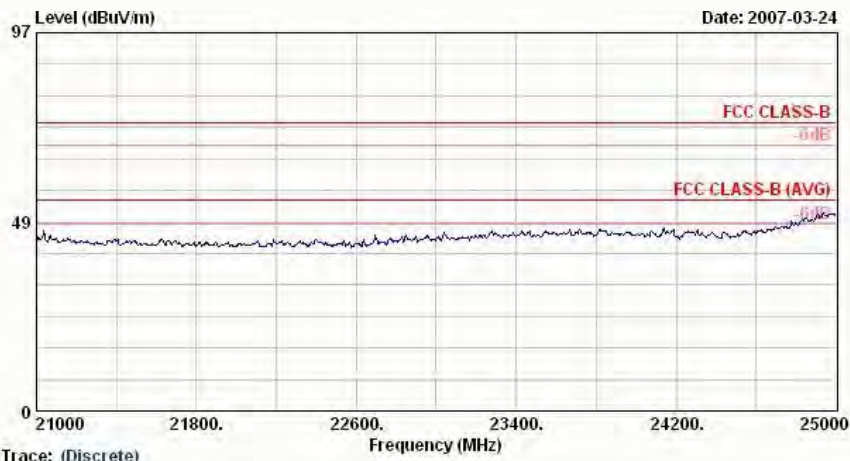
Trace: (Discrete)  
Site : 03CH06-HY  
Condition : HP-ANT(8-18)-060918 HORIZONTAL  
EUT : Pocket PC phone For FCC  
Power : 120Vac/60Hz  
Model : FR 731703  
Mode : WLAN 11g\_Tx\_Ch06, 2437MHz  
Plane : E2  
Data Rate : 54  
Adaptor : 1



Trace: (Discrete)  
Site : 03CH06-HY  
Condition : HP-ANT(8-18)-060918 HORIZONTAL  
EUT : Pocket PC phone For FCC  
Power : 120Vac/60Hz  
Model : FR 731703  
Mode : WLAN 11g\_Tx\_Ch06, 2437MHz  
Plane : E2  
Data Rate : 54  
Adaptor : 1



Trace: (Discrete)  
Site : 03CH06-HY  
Condition : SHF-EHF HORN HORIZONTAL  
EUT : Pocket PC phone For FCC  
Power : 120Vac/60Hz  
Model : FR 731703  
Mode : WLAN 11g\_Tx\_Ch06, 2437MHz  
Plane : E2  
Data Rate : 54  
Adaptor : 1



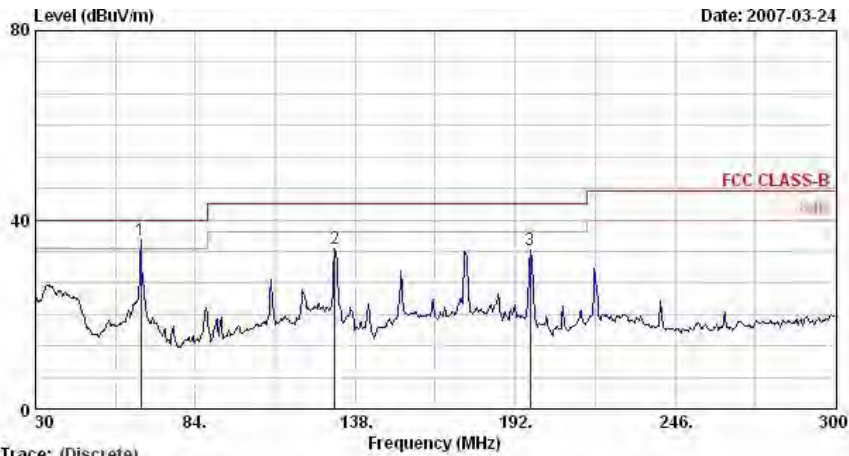
Trace: (Discrete)  
Site : 03CH06-HY  
Condition : SHF-EHF HORN HORIZONTAL  
EUT : Pocket PC phone For FCC  
Power : 120Vac/60Hz  
Model : FR 731703  
Mode : WLAN 11g\_Tx\_Ch06, 2437MHz  
Plane : E2  
Data Rate : 54  
Adaptor : 1





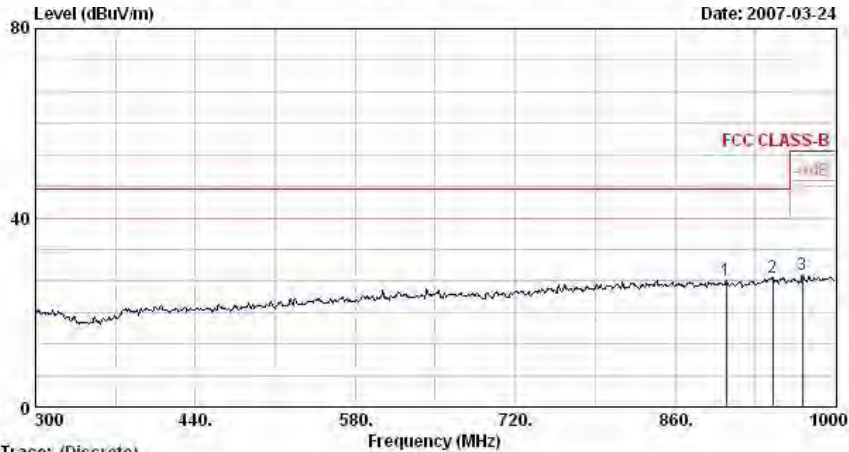
- Polarization : Vertical

The test that passed at minimum margin was marked by the frame in the following table.



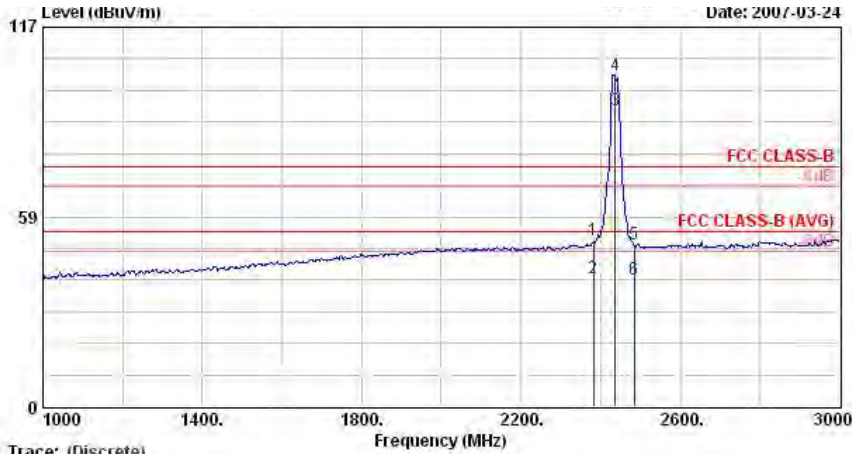
Trace: (Discrete)  
 Site : 03CR06-HY  
 Condition : LF-ANT(051121) VERTICAL  
 EUT : Pocket PC phone For FCC  
 Power : 120Vac/60Hz  
 Model : FR 731703  
 Mode : WLAN lig\_Tx\_Ch06;2437MHz  
 Plane : E2  
 Data Rate : 54  
 Adaptor : 1

	Freq MHz	Level dBuV/m	Over Limit dB	Limit Line dBuV/m	ReadAntenna Level dBuV	Antenna Factor dB/m	Cable Loss dB	Preamp Factor dB	Ant Pos cm	Table Pos deg	Remark
1	65.64	35.54	-4.46	40.00	58.65	6.78	1.24	31.13	118	92	Peak
2	130.98	33.86	-9.64	43.50	51.60	11.70	1.65	31.09	---	---	Peak
3	197.13	33.62	-9.88	43.50	53.18	9.32	2.14	31.02	---	---	Peak



Trace: (Discrete)  
 Site : 03CR06-HY  
 Condition : LF-ANT(051121) VERTICAL  
 EUT : Pocket PC phone For FCC  
 Power : 120Vac/60Hz  
 Model : FR 731703  
 Mode : WLAN lig\_Tx\_Ch06;2437MHz  
 Plane : E2  
 Data Rate : 54  
 Adaptor : 1

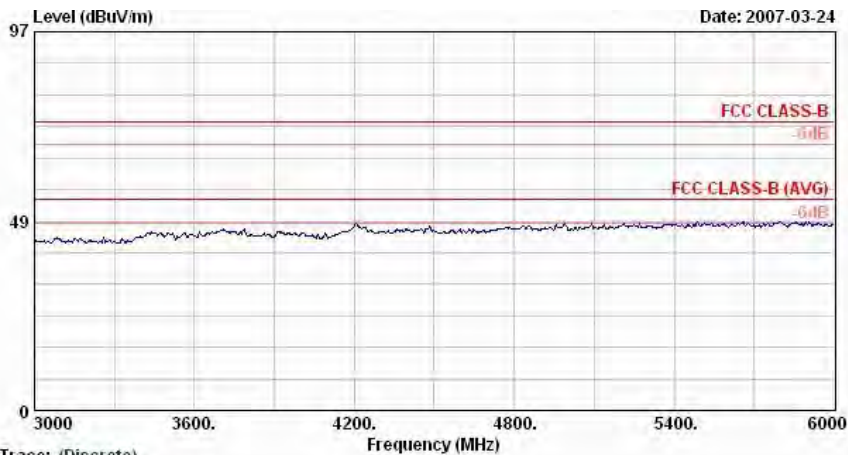
	Freq MHz	Level dBuV/m	Over Limit dB	Limit Line dBuV/m	ReadAntenna Level dBuV	Antenna Factor dB/m	Cable Loss dB	Preamp Factor dB	Ant Pos cm	Table Pos deg	Remark
1	904.80	26.79	-19.21	46.00	31.75	20.56	4.83	30.36	---	---	Peak
2	945.40	27.29	-18.71	46.00	31.78	20.85	4.95	30.29	---	---	Peak
3	971.30	28.01	-25.99	54.00	32.21	21.03	5.04	30.28	---	---	Peak



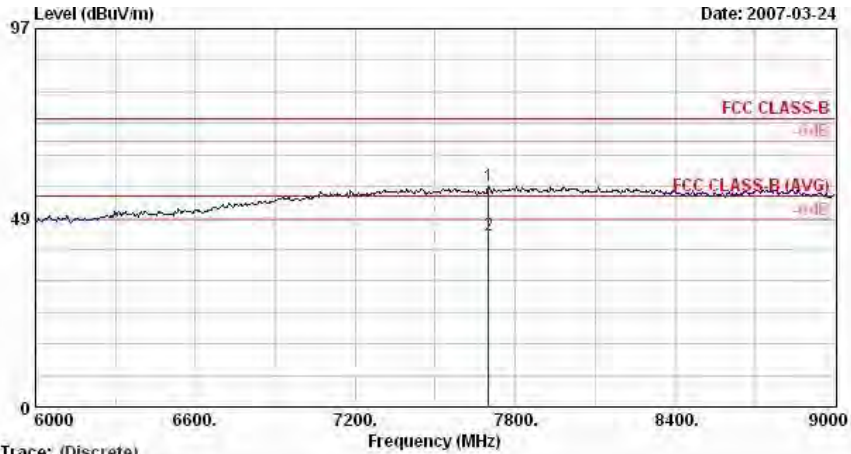
Trace: (Discrete)  
 Site : 03CH06-HY  
 Condition : HP-ANT-060410 VERTICAL  
 EUT : Pocket PC phone For FCC  
 Power : 120Vac/60Hz  
 Model : FR 731703  
 Mode : WLAN 11g\_Tx\_Ch06;2437MHz  
 Plane : E2  
 Data Rate : 54  
 Adaptor : 1

	Freq	Level	Over	Limit	Read	Antenna	Cable	Preamp	Ant	Table	Remark
	MHz	dBuV/m	dB	dBuV/m	dBuV	dB/m	dB	dB	cm	deg	
1	2381.00	51.42	-22.58	74.00	52.87	30.26	3.75	35.46	100	0	Peak
2	2381.00	39.37	-14.63	54.00	40.81	30.25	3.75	35.44	100	205	Average
3 @	2437.00	91.33			92.71	30.28	3.82	35.47	100	205	Average
4 @	2437.00	102.29			103.70	30.27	3.79	35.47	100	0	Peak
5	2483.50	50.10	-23.90	74.00	51.45	30.30	3.88	35.53	100	0	Peak
6	2483.50	39.13	-14.87	54.00	40.49	30.29	3.86	35.51	100	205	Average

Remark: #3 and #4 Fundamental Signal



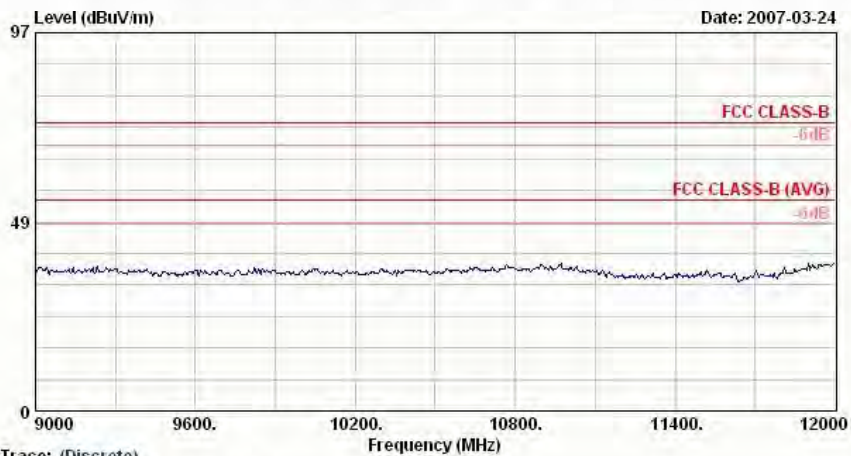
Trace: (Discrete)  
 Site : 03CH06-HY  
 Condition : HP-ANT-060410 VERTICAL  
 EUT : Pocket PC phone For FCC  
 Power : 120Vac/60Hz  
 Model : FR 731703  
 Mode : WLAN 11g\_Tx\_Ch06;2437MHz  
 Plane : E2  
 Data Rate : 54  
 Adaptor : 1



Trace: (Discrete)

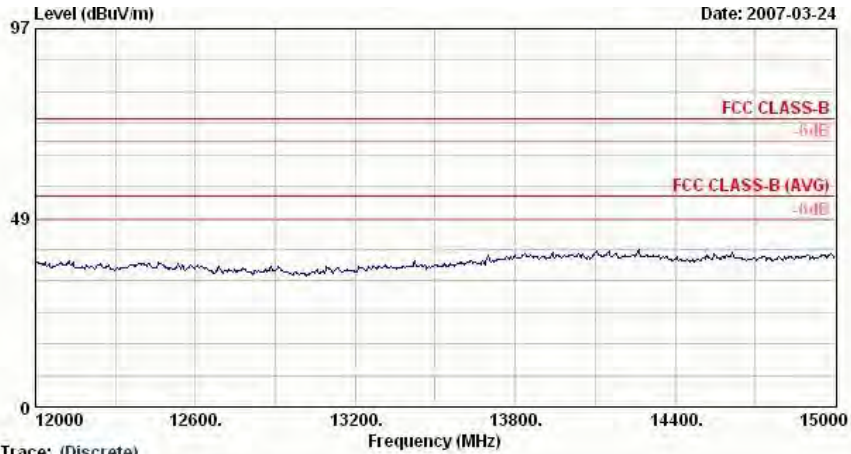
Site : 03CH06-HY  
 Condition : HP-ANT-060410 VERTICAL  
 EUT : Pocket PC phone For FCC  
 Power : 120Vac/60Hz  
 Model : FR 731703  
 Mode : WLAN 11g\_Tx\_Ch06\_2437MHz  
 Plane : E2  
 Data Rate : 54  
 Adaptor : 1

	Freq	Level	Over Limit	Limit Line	Read Level	Antenna Factor	Cable Loss	Preamp Factor	Ant Pos	Table Pos	Remark
	MHz	dBuV/m	dB	dBuV/m	dBuV	dB/m	dB	dB	cm	deg	
1	7701.00	56.76	-17.24	74.00	45.87	39.18	7.69	35.97	100		0 Peak
2	7701.00	44.07	-9.93	54.00	33.17	39.18	7.69	35.97	100		65 Average

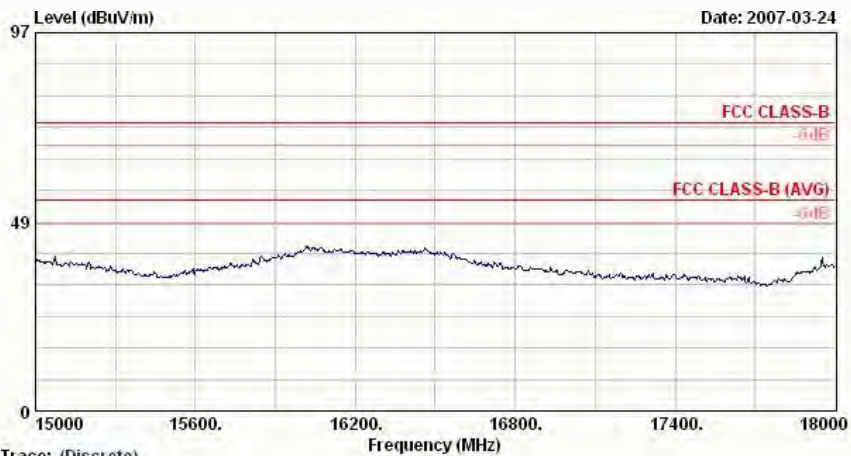


Trace: (Discrete)

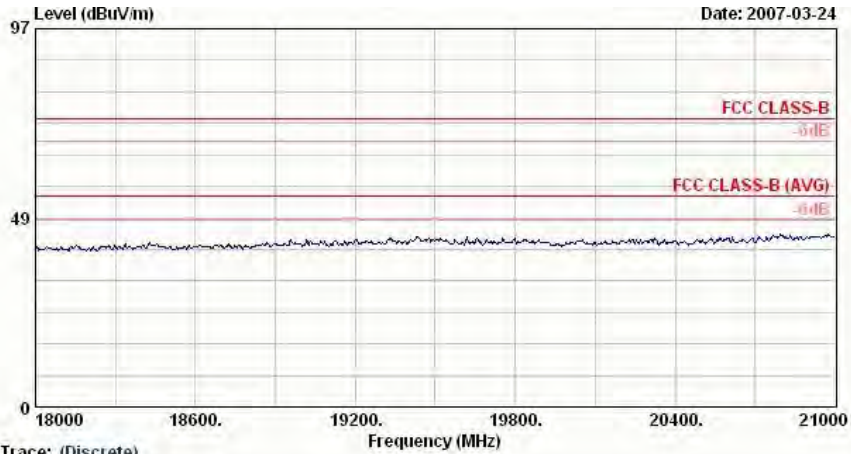
Site : 03CH06-HY  
 Condition : HP-ANT(8-18)-060918 VERTICAL  
 EUT : Pocket PC phone For FCC  
 Power : 120Vac/60Hz  
 Model : FR 731703  
 Mode : WLAN 11g\_Tx\_Ch06\_2437MHz  
 Plane : E2  
 Data Rate : 54  
 Adaptor : 1



Trace: (Discrete)  
Site : 03CR06-HY  
Condition : HP-ANT(8-18)-060918 VERTICAL  
EUT : Pocket PC phone For FCC  
Power : 120Vac/60Hz  
Model : FR 731703  
Mode : WLAN 11g\_Tx\_Ch06, 2437MHz  
Plane : E2  
Data Rate : 54  
Adaptor : I



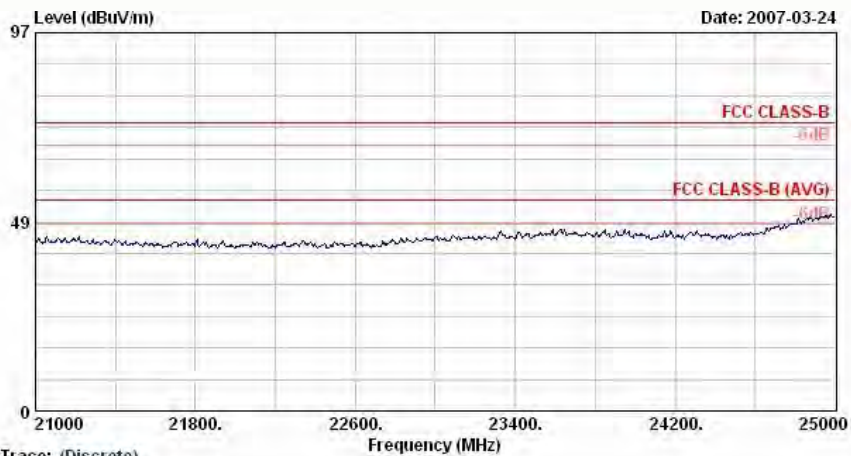
Trace: (Discrete)  
Site : 03CR06-HY  
Condition : HP-ANT(8-18)-060918 VERTICAL  
EUT : Pocket PC phone For FCC  
Power : 120Vac/60Hz  
Model : FR 731703  
Mode : WLAN 11g\_Tx\_Ch06, 2437MHz  
Plane : E2  
Data Rate : 54  
Adaptor : I



Date: 2007-03-24

Trace: (Discrete)

Site : 03CH06-HY  
Condition : SHF-EHF HORN VERTICAL  
EUT : Pocket PC phone For FCC  
Power : 120Vac/60Hz  
Model : FR 731703  
Mode : WLAN 11g\_Tx\_Ch06, 2437MHz  
Plane : E2  
Data Rate : 54  
Adaptor : 1



Date: 2007-03-24

Trace: (Discrete)

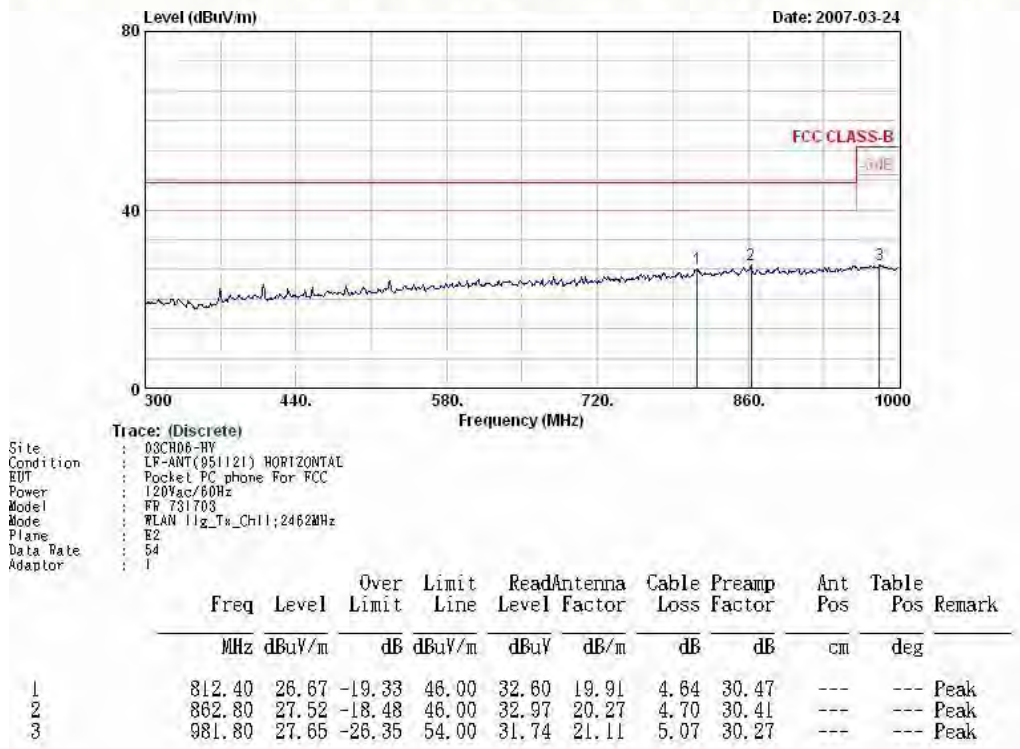
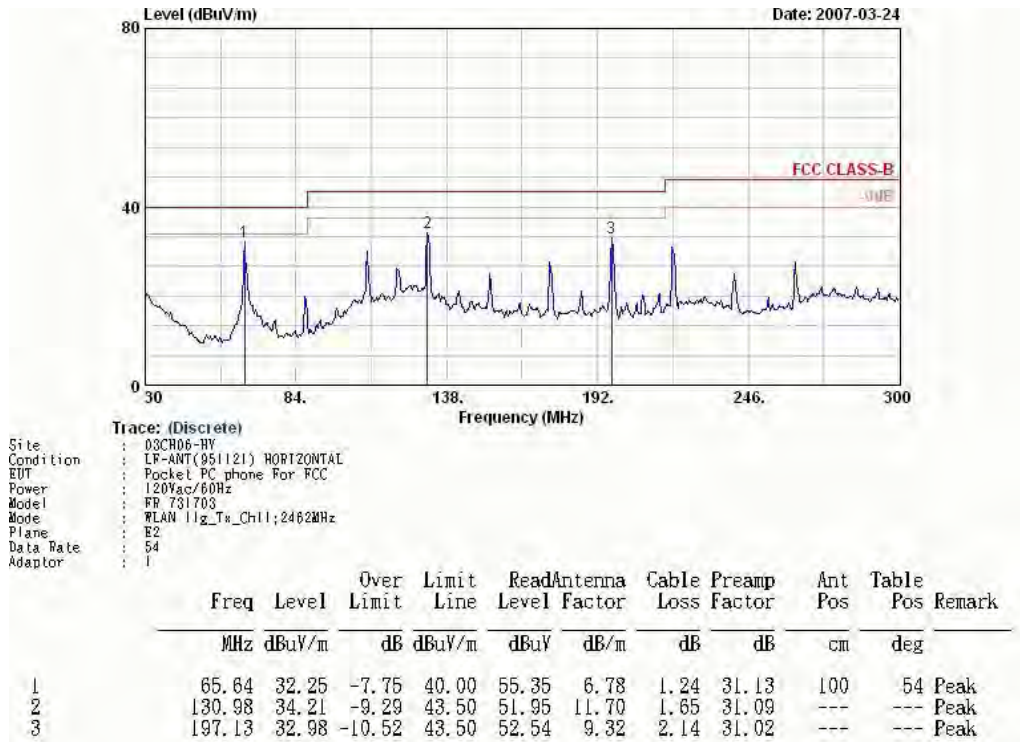
Site : 03CH06-HY  
Condition : SHF-EHF HORN VERTICAL  
EUT : Pocket PC phone For FCC  
Power : 120Vac/60Hz  
Model : FR 731703  
Mode : WLAN 11g\_Tx\_Ch06, 2437MHz  
Plane : E2  
Data Rate : 54  
Adaptor : 1

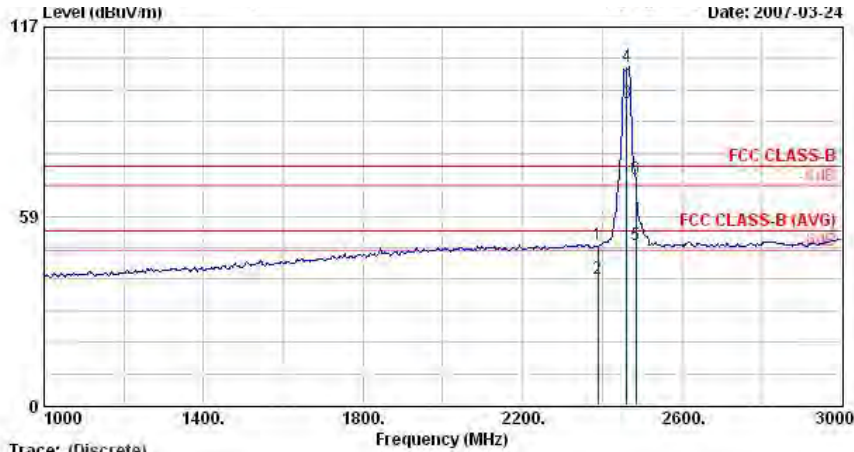
Remark : Frequency from 9GHz to 25GHz, the emission emitted by the EUT is too low to be measured.



- Test Mode : Mode 6
- Polarization : Horizontal

The test that passed at minimum margin was marked by the frame in the following table.

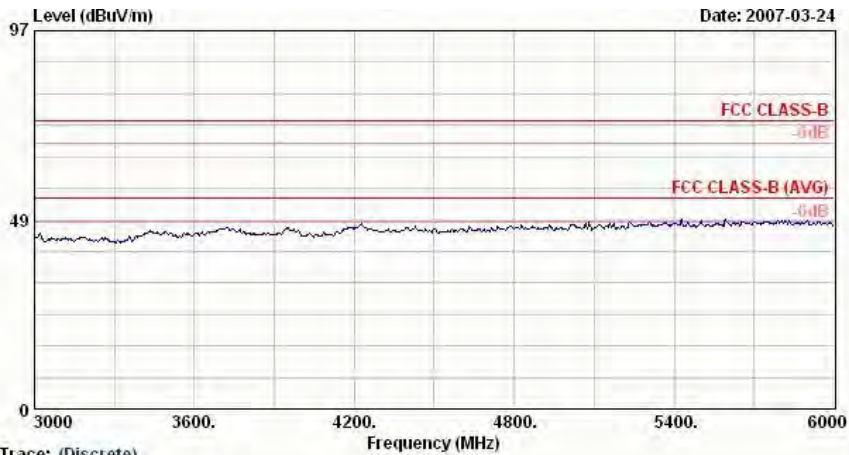




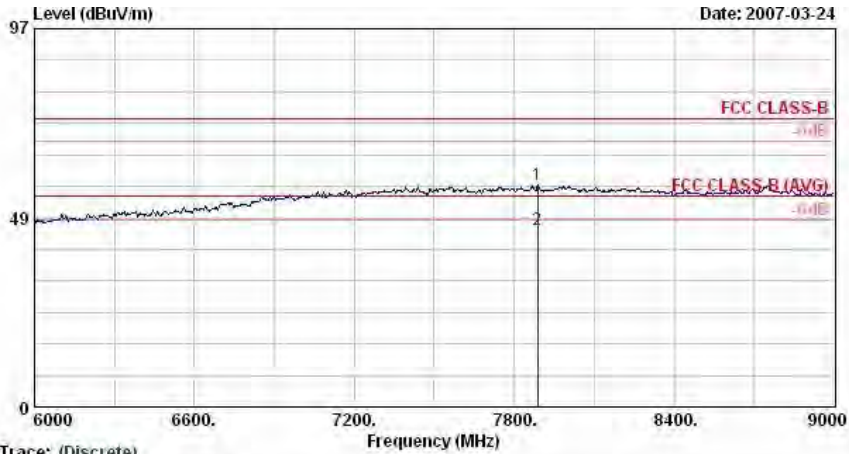
Trace: (Discrete)  
 Site : 03CH06-HY  
 Condition : HF-ANT-060410 HORIZONTAL  
 EUT : Pocket PC phone For FCC  
 Power : 120Vac/60Hz  
 Model : FR 731703  
 Mode : WLAN 11g\_Tx\_Ch11;2462MHz  
 Plane : E2  
 Data Rate : 54  
 Adaptor : I

	Freq	Level	Over	Limit	ReadAntenna	Cable	Preamp	Ant	Table	Remark
	MHz	dBuV/m	dB	dBuV/m	dBuV	dB/m	dB	dB	cm	deg
1	2389.00	49.68	-24.32	74.00	51.12	30.24	3.73	35.42	100	0 Peak
2	2389.60	39.36	-14.64	54.00	40.79	30.26	3.75	35.44	104	40 Average
3 @	2462.00	93.57			94.94	30.29	3.84	35.49	104	40 Average
4 X	2462.00	104.71			106.10	30.29	3.84	35.51	100	0 Peak
5 !	2483.50	49.41	-4.59	54.00	50.77	30.29	3.86	35.51	104	40 Average
6 !	2483.50	70.22	-3.78	74.00	71.58	30.29	3.86	35.51	100	0 Peak

Remark: #3 and #4 Fundamental Signal



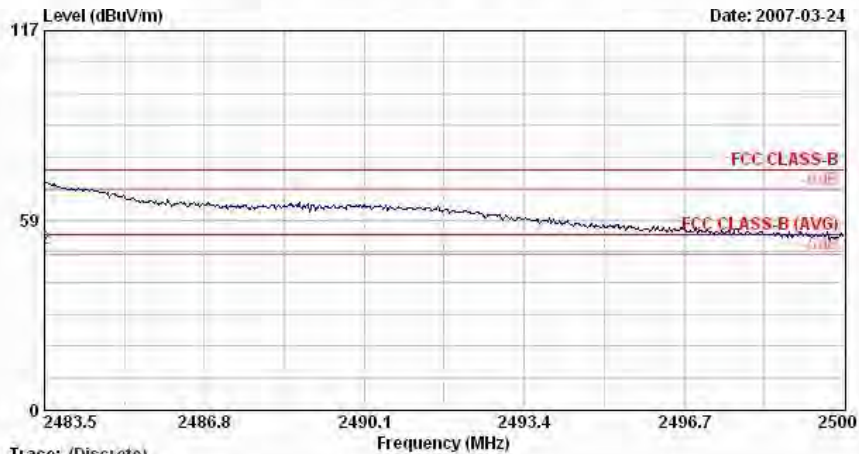
Trace: (Discrete)  
 Site : 03CH06-HY  
 Condition : HF-ANT-060410 HORIZONTAL  
 EUT : Pocket PC phone For FCC  
 Power : 120Vac/60Hz  
 Model : FR 731703  
 Mode : WLAN 11g\_Tx\_Ch11;2462MHz  
 Plane : E2  
 Data Rate : 54  
 Adaptor : I



Trace: (Discrete)

Site : 03CR06-HY  
 Condition : HF-ANT-D60410 HORIZONTAL  
 EUT : Pocket PC phone For FCC  
 Power : 120Vac/60Hz  
 Model : FR 731703  
 Mode : WLAN 11g\_Tx\_Ch11, 2462MHz  
 Plane : E2  
 Data Rate : 54  
 Adaptor : 1

	Freq	Level	Over Limit	Limit Line	ReadAntenna Level	Antenna Factor	Cable Loss	Preamp Factor	Ant Pos	Table Pos	Remark
	MHz	dBuV/m	dB	dBuV/m	dBuV	dB/m	dB	dB	cm	deg	
1	7887.00	56.90	-17.10	74.00	45.60	39.44	7.75	35.89	100	0	Peak
2	7887.00	45.44	-8.56	54.00	34.15	39.44	7.75	35.89	100	62	Average



Trace: (Discrete)

Site : 03CR06-HY  
 Condition : HF-ANT-D60410 HORIZONTAL  
 EUT : Pocket PC phone For FCC  
 Power : 120Vac/60Hz  
 Model : FR 731703  
 Mode : WLAN 11g\_Tx\_Ch11, 2462MHz  
 Plane : E2  
 Data Rate : 54  
 Adaptor : 1

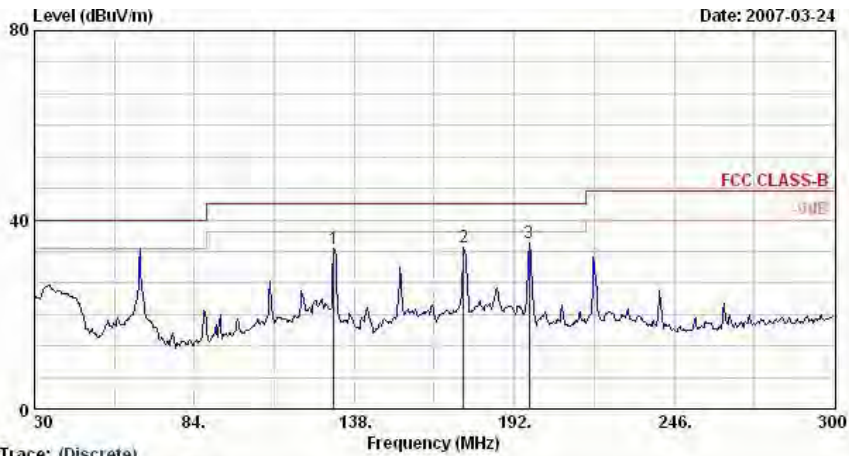
	Freq	Level	Over Limit	Limit Line	ReadAntenna Level	Antenna Factor	Cable Loss	Preamp Factor	Ant Pos	Table Pos	Remark
	MHz	dBuV/m	dB	dBuV/m	dBuV	dB/m	dB	dB	cm	deg	
1 @	2483.50	70.22	-3.78	74.00	71.58	30.29	3.86	35.51	100	0	Peak
2 @	2483.50	49.41	-4.59	54.00	50.77	30.29	3.86	35.51	104	40	Average





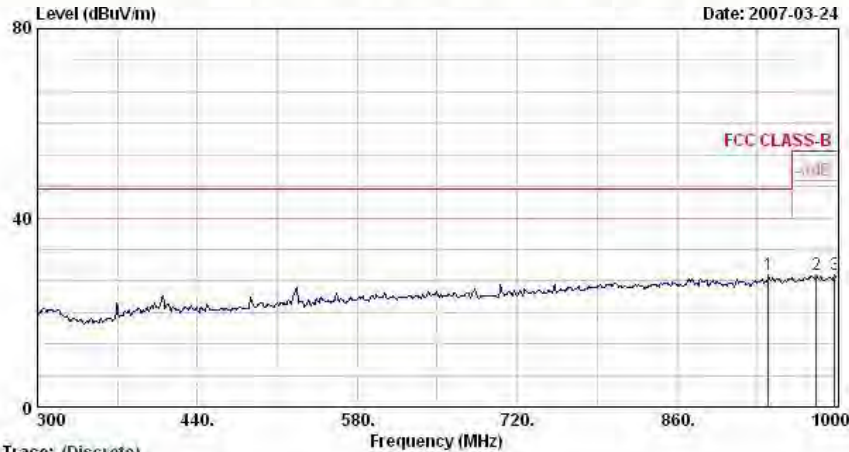
- Polarization : Vertical

The test that passed at minimum margin was marked by the frame in the following table.



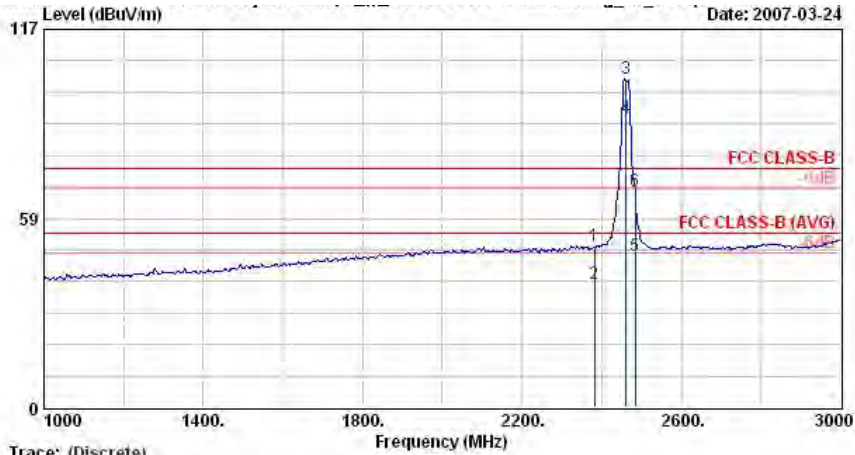
Trace: (Discrete)  
 Site : 03CR06-HY  
 Condition : LP-ANT(951121) VERTICAL  
 EUT : Pocket PC phone For FCC  
 Power : 120Vac/60Hz  
 Model : FR 731703  
 Mode : WLAN 11g\_Tx\_Ch11;2462MHz  
 Plane : E2  
 Data Rate : 54  
 Adaptor : I

	Freq MHz	Level dBUV/m	Over Limit dB	Limit Line dBUV/m	ReadAntenna Level dBuV	Antenna Factor dB/m	Cable Loss dB	Preamp Factor dB	Ant Pos cm	Table Pos deg	Remark
1	130.98	34.02	-9.48	43.50	51.76	11.70	1.65	31.09	---	---	Peak
2	174.99	34.15	-9.35	43.50	53.48	9.82	1.87	31.02	---	---	Peak
3	197.13	35.21	-8.29	43.50	54.77	9.32	2.14	31.02	146	320	Peak



Trace: (Discrete)  
 Site : 03CR06-HY  
 Condition : LP-ANT(951121) VERTICAL  
 EUT : Pocket PC phone For FCC  
 Power : 120Vac/60Hz  
 Model : FR 731703  
 Mode : WLAN 11g\_Tx\_Ch11;2462MHz  
 Plane : E2  
 Data Rate : 54  
 Adaptor : I

	Freq MHz	Level dBUV/m	Over Limit dB	Limit Line dBUV/m	ReadAntenna Level dBuV	Antenna Factor dB/m	Cable Loss dB	Preamp Factor dB	Ant Pos cm	Table Pos deg	Remark
1	939.80	27.84	-18.16	46.00	32.39	20.81	4.93	30.30	---	---	Peak
2	981.80	27.99	-26.01	54.00	32.08	21.11	5.07	30.27	---	---	Peak
3	997.90	28.10	-25.90	54.00	32.01	21.23	5.13	30.27	---	---	Peak

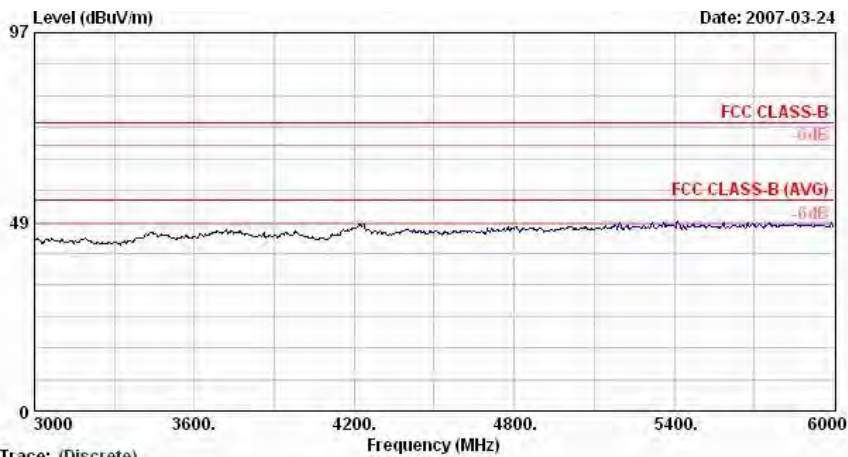


Trace: (Discrete)

Site : 03CH06-HY  
 Condition : HP-ANT-060410 VERTICAL  
 EUT : Pocket PC phone For FCC  
 Power : 120Vac/60Hz  
 Model : FR 731703  
 Mode : WLAN 11g\_Tx\_Ch11;2462MHz  
 Plane : E2  
 Data Rate : 54  
 Adaptor : I

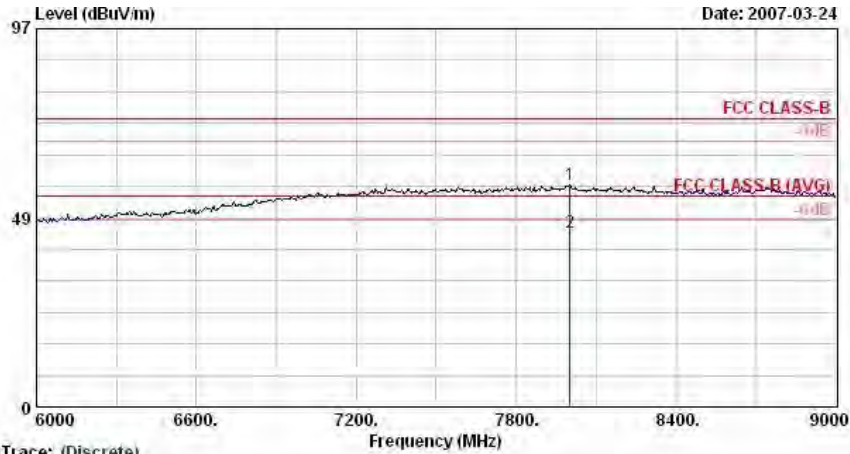
	Freq	Level	Over	Limit	Read	Antenna	Cable	Preamp	Ant	Table	Remark
	MHz	dBuV/m	dB	dBuV/m	dBuV	dB/m	dB	dB	cm	deg	
1	2382.40	49.99	-24.01	74.00	51.42	30.26	3.75	35.44	100	0	Peak
2	2382.40	38.45	-15.55	54.00	39.89	30.25	3.75	35.44	100	204	Average
3 X	2462.00	101.57			102.94	30.29	3.84	35.49	100	0	Peak
4 X	2462.00	89.75			91.12	30.29	3.84	35.49	100	204	Average
5	2483.50	47.19	-6.81	54.00	48.55	30.29	3.86	35.51	100	204	Average
6	2483.50	67.07	-6.93	74.00	68.43	30.29	3.86	35.51	100	0	Peak

Remark: #3 and #4 Fundamental Signal



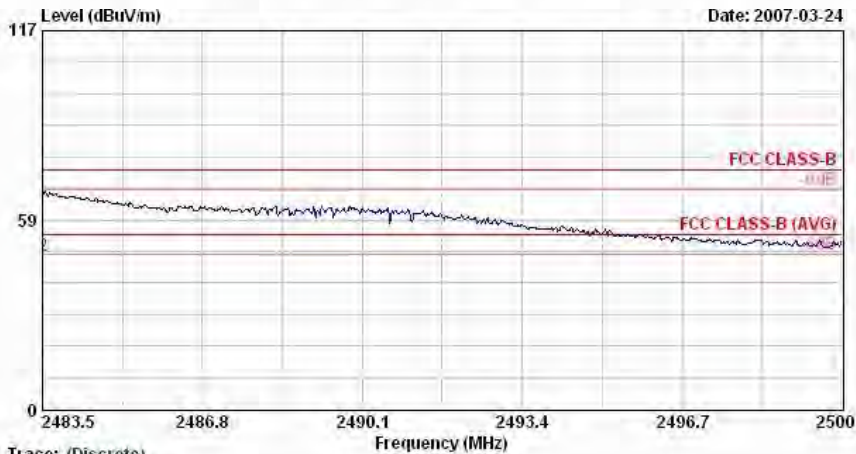
Trace: (Discrete)

Site : 03CH06-HY  
 Condition : HP-ANT-060410 VERTICAL  
 EUT : Pocket PC phone For FCC  
 Power : 120Vac/60Hz  
 Model : FR 731703  
 Mode : WLAN 11g\_Tx\_Ch11;2462MHz  
 Plane : E2  
 Data Rate : 54  
 Adaptor : I



Trace: (Discrete)  
 Site : 03CR06-HV  
 Condition : HF-ANT-060410 VERTICAL  
 EUT : Pocket PC phone For FCC  
 Power : 120Vac/60Hz  
 Model : FR 731703  
 Mode : WLAN 11g\_Tx\_Ch11, 2462MHz  
 Plane : E2  
 Data Rate : 54  
 Adaptor : I

	Freq	Level	Over Limit	Limit Line	ReadAntenna Level	Antenna Factor	Cable Loss	Preamp Factor	Ant Pos	Table Pos	Remark
	MHz	dBuV/m	dB	dBuV/m	dBuV	dB/m	dB	dB	cm	deg	
1	8001.00	56.90	-17.10	74.00	45.37	39.60	7.79	35.86	100		0 Peak
2	8001.00	44.78	-9.22	54.00	33.25	39.60	7.79	35.86	100		283 Average



Trace: (Discrete)  
 Site : 03CR06-HV  
 Condition : HF-ANT-060410 VERTICAL  
 EUT : Pocket PC phone For FCC  
 Power : 120Vac/60Hz  
 Model : FR 731703  
 Mode : WLAN 11g\_Tx\_Ch11, 2462MHz  
 Plane : E2  
 Data Rate : 54  
 Adaptor : I

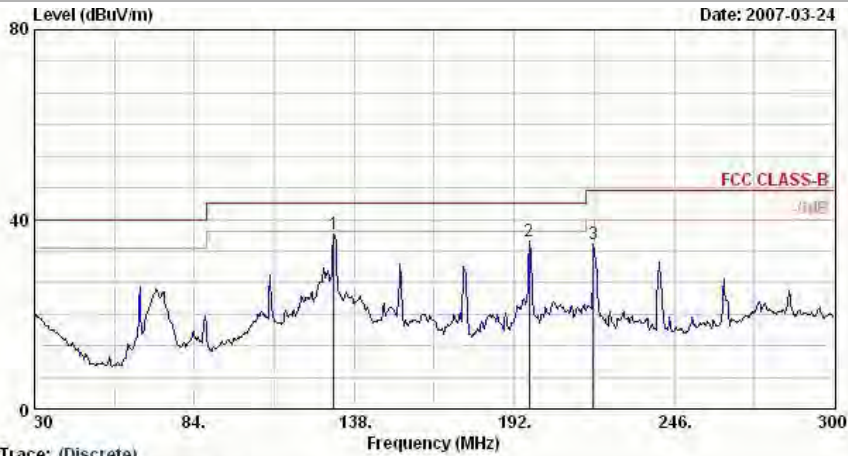
	Freq	Level	Over Limit	Limit Line	ReadAntenna Level	Antenna Factor	Cable Loss	Preamp Factor	Ant Pos	Table Pos	Remark
	MHz	dBuV/m	dB	dBuV/m	dBuV	dB/m	dB	dB	cm	deg	
1	2483.50	67.07	-6.93	74.00	68.43	30.29	3.86	35.51	100		0 Peak
2 @	2483.50	47.19	-6.81	54.00	48.55	30.29	3.86	35.51	100		204 Average

Remark : Frequency from 9GHz to 25GHz, the emission emitted by the EUT is too low to be measured.



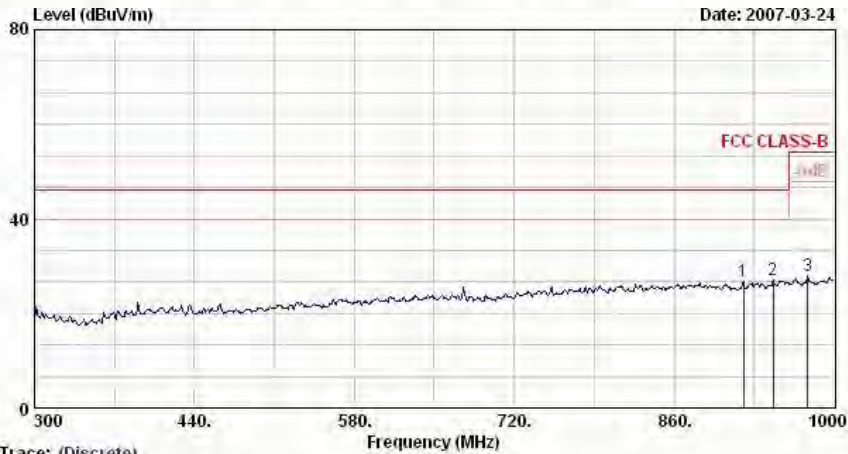
- Test Mode : Mode 7
- Polarization : Horizontal

The test that passed at minimum margin was marked by the frame in the following table.



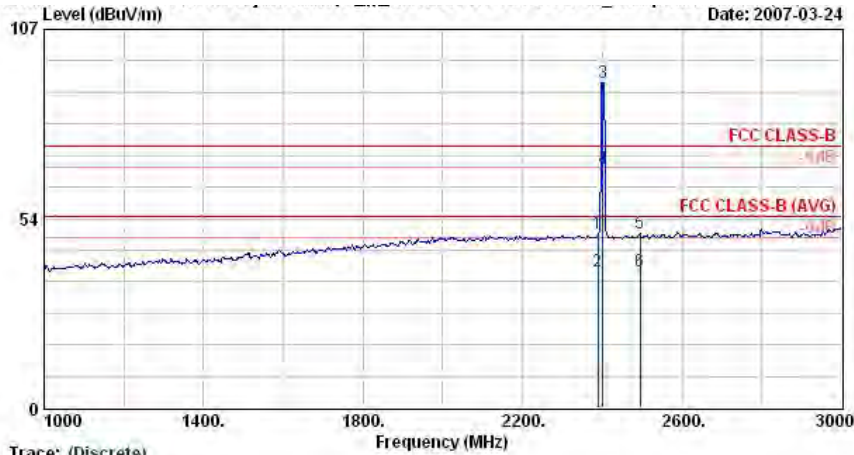
Trace: (Discrete)  
 Site : 03CR06-HY  
 Condition : LP-ANT(951121) HORIZONTAL  
 EUT : Pocket PC phone For FCC  
 Power : 120Vac/60Hz  
 Model : FR 731703  
 Mode : BT Tx\_Ch00;2402MHz  
 Plane : H  
 Data Rate : DHI  
 Adaptor : I

	Freq	Level	Over	Limit	ReadAntenna	Cable	Preamp	Ant	Table	Remark
	MHz	dBuV/m	dB	dBuV/m	dBuV	dB/m	dB	dB	cm	deg
1 @	130.98	36.81	-6.69	43.50	54.55	11.70	1.65	31.09	100	289 Peak
2 @	197.13	35.53	-7.97	43.50	55.09	9.32	2.14	31.02	---	---
3 @	218.73	34.74	-11.26	46.00	53.16	10.44	2.16	31.03	---	---



Trace: (Discrete)  
 Site : 03CR06-HY  
 Condition : LP-ANT(951121) HORIZONTAL  
 EUT : Pocket PC phone For FCC  
 Power : 120Vac/60Hz  
 Model : FR 731703  
 Mode : BT Tx\_Ch00;2402MHz  
 Plane : H  
 Data Rate : DHI  
 Adaptor : I

	Freq	Level	Over	Limit	ReadAntenna	Cable	Preamp	Ant	Table	Remark
	MHz	dBuV/m	dB	dBuV/m	dBuV	dB/m	dB	dB	cm	deg
1	920.90	26.64	-19.37	46.00	31.41	20.67	4.88	30.33	---	---
2	946.80	26.94	-19.06	46.00	31.41	20.86	4.95	30.29	---	---
3	976.90	27.91	-26.09	54.00	32.05	21.07	5.06	30.27	---	---

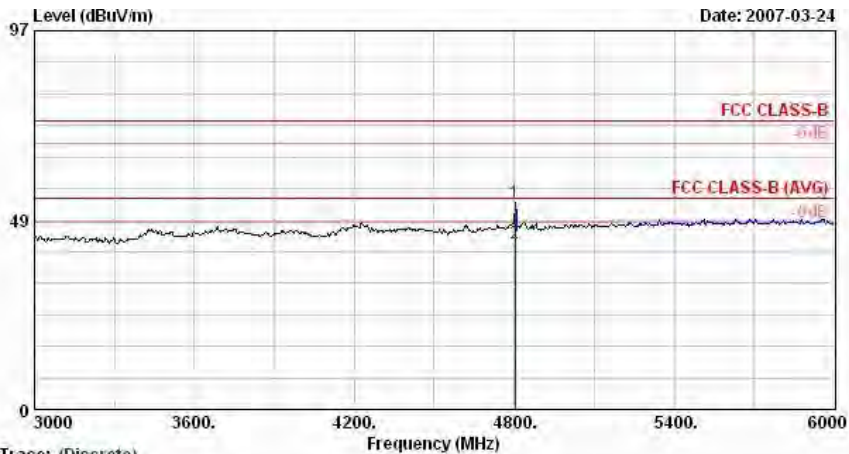


Trace: (Discrete)

Site : 03CR06-HY  
 Condition : HF-ANT-D60410 HORIZONTAL  
 EUT : Pocket PC phone For FCC  
 Power : 120Vac/60Hz  
 Model : FR 731703  
 Mode : BT Tx\_Ch00;2402MHz  
 Plane : H  
 Data Rate : DHI  
 Adaptor : I

	Freq	Level	Over	Limit	ReadAntenna	Cable	Preamp	Ant	Table	Remark
	MHz	dBuV/m	dB	dBuV/m	dBuV	dB/m	dB	dB	cm	deg
1	2388.56	49.47	-24.53	74.00	50.92	30.26	3.75	35.46	100	0 Peak
2 @	2388.56	38.42	-15.58	54.00	39.85	30.26	3.75	35.44	112	115 Average
3 @	2402.00	91.83			93.26	30.26	3.77	35.46	100	0 Peak
4 @	2402.00	67.52			68.95	30.26	3.77	35.46	112	115 Average
5	2494.00	49.17	-24.83	74.00	50.52	30.30	3.88	35.53	100	0 Peak
6 @	2494.00	38.51	-15.49	54.00	39.86	30.30	3.88	35.53	112	115 Average

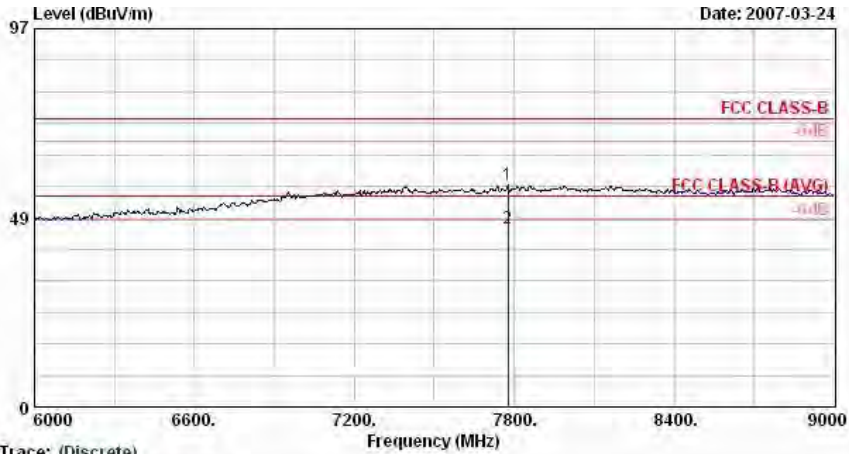
Remark: #3 and #4 Fundamental Signal



Trace: (Discrete)

Site : 03CR06-HY  
 Condition : HF-ANT-D60410 HORIZONTAL  
 EUT : Pocket PC phone For FCC  
 Power : 120Vac/60Hz  
 Model : FR 731703  
 Mode : BT Tx\_Ch00;2402MHz  
 Plane : H  
 Data Rate : DHI  
 Adaptor : I

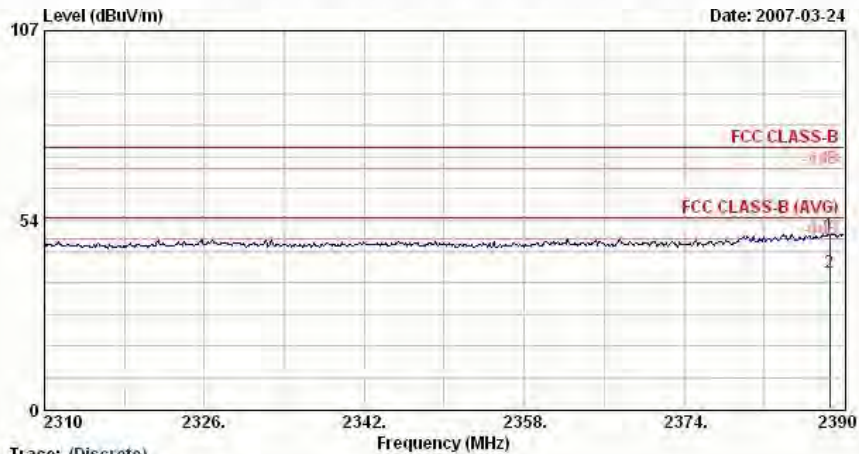
	Freq	Level	Over	Limit	ReadAntenna	Cable	Preamp	Ant	Table	Remark
	MHz	dBuV/m	dB	dBuV/m	dBuV	dB/m	dB	dB	cm	deg
1	4804.00	53.07	-20.93	74.00	50.46	32.88	5.83	36.10	100	0 Peak
2 @	4804.00	42.56	-11.44	54.00	39.95	32.88	5.83	36.10	142	211 Average



Trace: (Discrete)

Site : 03CH06-HY  
 Condition : HF-ANT-D60410 HORIZONTAL  
 EUT : Pocket PC phone For FCC  
 Power : 120Vac/60Hz  
 Model : FR 731703  
 Mode : BT Tx\_Ch00, 2402MHz  
 Plane : H  
 Data Rate : DHI  
 Adaptor : I

	Freq	Level	Over Limit	Limit Line	Read Level	Antenna Factor	Cable Loss	Preamp Factor	Ant Pos	Table Pos	Remark
	MHz	dBuV/m	dB	dBuV/m	dBuV	dB/m	dB	dB	cm	deg	
1	7776.00	56.89	-17.11	74.00	45.81	39.30	7.71	35.94	100		0 Peak
2 @	7776.00	45.90	-8.10	54.00	34.83	39.30	7.71	35.94	100		175 Average



Trace: (Discrete)

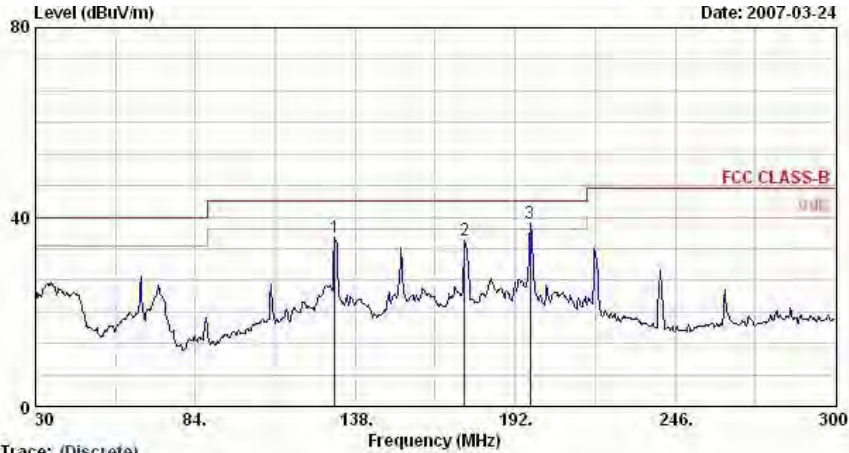
Site : 03CH06-HY  
 Condition : HF-ANT-D60410 HORIZONTAL  
 EUT : Pocket PC phone For FCC  
 Power : 120Vac/60Hz  
 Model : FR 731703  
 Mode : BT Tx\_Ch00, 2402MHz  
 Plane : H  
 Data Rate : DHI  
 Adaptor : I

	Freq	Level	Over Limit	Limit Line	Read Level	Antenna Factor	Cable Loss	Preamp Factor	Ant Pos	Table Pos	Remark
	MHz	dBuV/m	dB	dBuV/m	dBuV	dB/m	dB	dB	cm	deg	
1	2388.56	49.47	-24.53	74.00	50.89	30.26	3.75	35.44	100		0 Peak
2 @	2388.56	38.42	-15.58	54.00	39.85	30.26	3.75	35.44	112		115 Average



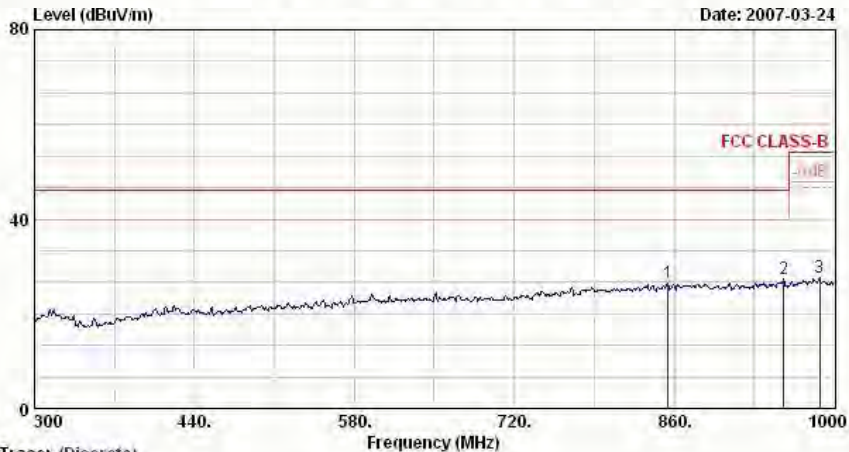
- Polarization : Vertical

The test that passed at minimum margin was marked by the frame in the following table.



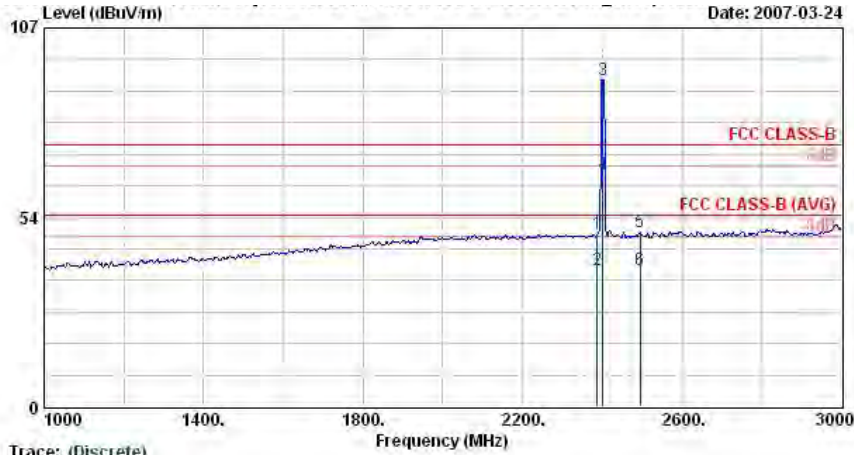
Trace: (Discrete)  
 Site : 03CH06-HY  
 Condition : LF-ANT(951121) VERTICAL  
 EUT : Pocket PC phone For FCC  
 Power : 120Vac/60Hz  
 Model : FR 731703  
 Mode : BT Tx\_Ch00;2402MHz  
 Plane : H  
 Data Rate : DHI  
 Adaptor : I

	Freq	Level	Over	Limit	ReadAntenna	Cable	Preamp	Ant	Table	Remark	
	MHz	dBuV/m	dB	dBuV/m	dBuV	dB/m	dB	dB	cm	deg	
1 @	130.98	35.61	-7.89	43.50	53.35	11.70	1.65	31.09	---	---	Peak
2 @	174.99	35.14	-8.36	43.50	54.48	9.82	1.87	31.02	---	---	Peak
3 @	197.13	38.78	-4.72	43.50	58.34	9.32	2.14	31.02	100	320	Peak



Trace: (Discrete)  
 Site : 03CH06-HY  
 Condition : LF-ANT(951121) VERTICAL  
 EUT : Pocket PC phone For FCC  
 Power : 120Vac/60Hz  
 Model : FR 731703  
 Mode : BT Tx\_Ch00;2402MHz  
 Plane : H  
 Data Rate : DHI  
 Adaptor : I

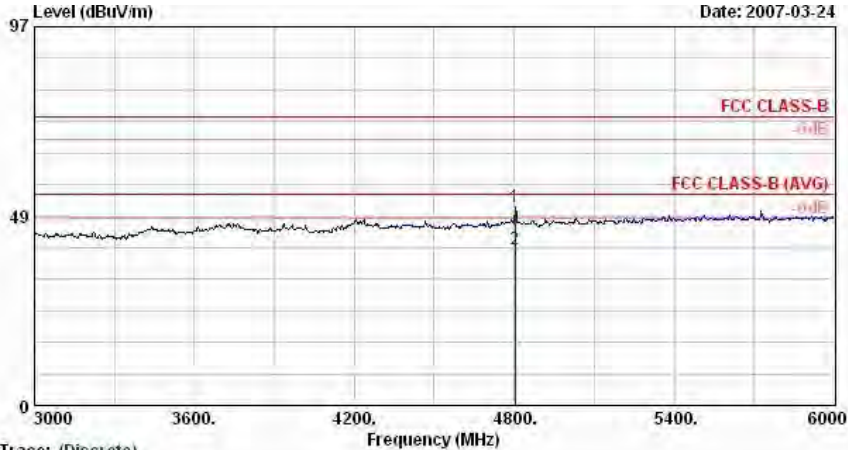
	Freq	Level	Over	Limit	ReadAntenna	Cable	Preamp	Ant	Table	Remark	
	MHz	dBuV/m	dB	dBuV/m	dBuV	dB/m	dB	dB	cm	deg	
1	854.40	26.52	-19.48	46.00	32.07	20.21	4.67	30.42	---	---	Peak
2	955.90	27.31	-18.69	46.00	31.67	20.93	4.98	30.28	---	---	Peak
3	987.40	27.64	-26.36	54.00	31.67	21.15	5.10	30.27	---	---	Peak



Trace: (Discrete)  
 Site : 03CR06-HY  
 Condition : HF-ANT-060410 VERTICAL  
 EUT : Pocket PC phone For FCC  
 Power : 120Vac/60Hz  
 Model : FR 731703  
 Mode : BT Tx\_Ch00;2402MHz  
 Plane : H  
 Data Rate : DHI  
 Adaptor : I

	Freq	Level	Over	Limit	ReadAntenna	Cable	Preamp	Ant	Table	Remark
	MHz	dBuV/m	dB	dBuV/m	dBuV	dB/m	dB	dB	cm	deg
1	2386.32	48.98	-25.02	74.00	50.43	30.26	3.75	35.46	100	0 Peak
2	2386.32	38.41	-15.59	54.00	39.84	30.26	3.75	35.44	100	336 Average
3 @	2402.00	92.44			93.86	30.26	3.77	35.46	100	0 Peak
4 @	2402.00	65.78			67.21	30.26	3.77	35.46	100	336 Average
5	2494.00	49.19	-24.81	74.00	50.54	30.30	3.88	35.53	100	0 Peak
6 @	2494.00	38.51	-15.49	54.00	39.86	30.30	3.88	35.53	100	336 Average

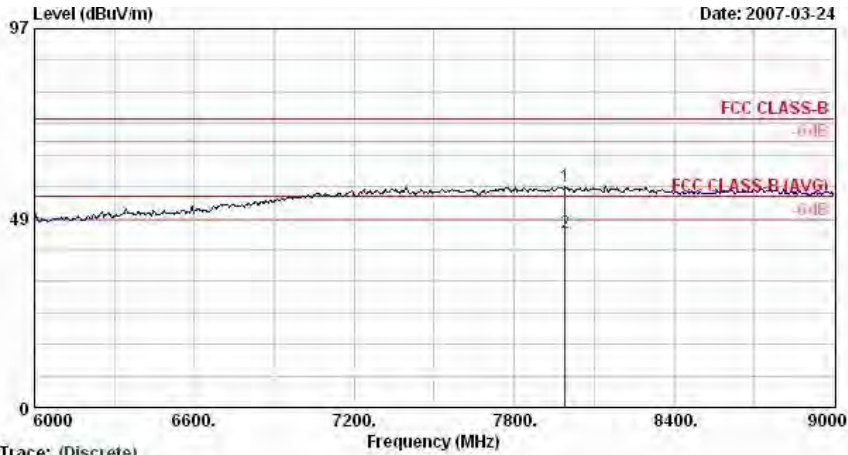
Remark: #3 and #4 Fundamental Signal



Trace: (Discrete)  
 Site : 03CR06-HY  
 Condition : HF-ANT-060410 VERTICAL  
 EUT : Pocket PC phone For FCC  
 Power : 120Vac/60Hz  
 Model : FR 731703  
 Mode : BT Tx\_Ch00;2402MHz  
 Plane : H  
 Data Rate : DHI  
 Adaptor : I

	Freq	Level	Over	Limit	ReadAntenna	Cable	Preamp	Ant	Table	Remark
	MHz	dBuV/m	dB	dBuV/m	dBuV	dB/m	dB	dB	cm	deg
1	4804.00	51.00	-23.00	74.00	48.39	32.88	5.83	36.10	100	0 Peak
2 @	4804.00	40.00	-14.00	54.00	37.39	32.88	5.83	36.10	115	219 Average

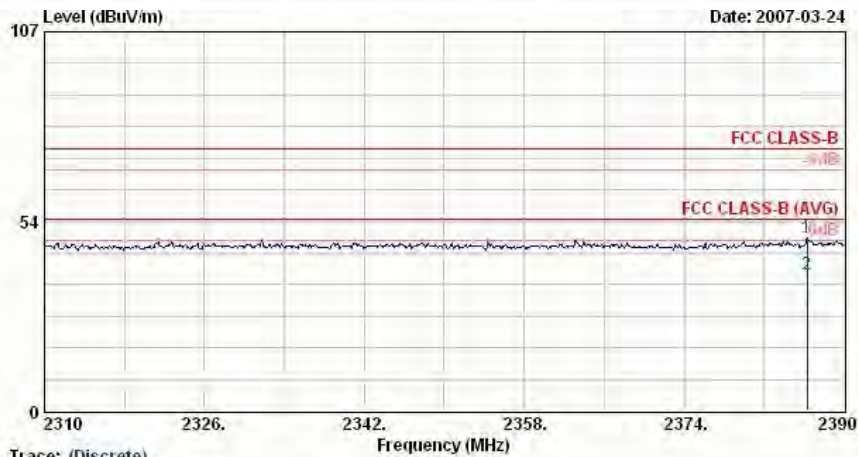




Trace: (Discrete)

Site : 03CH06-HY  
 Condition : HF-ANT-060410 VERTICAL  
 EUT : Pocket PC phone For FCC  
 Power : 120Vac/60Hz  
 Model : FR 731703  
 Mode : BT Tx\_Ch00, 2402MHz  
 Plane : H  
 Data Rate : DHI  
 Adaptor : I

	Freq	Level	Over Limit	Limit Line	ReadAntenna Level	Antenna Factor	Cable Loss	Preamp Factor	Ant Pos	Table Pos	Remark
	MHz	dBuV/m	dB	dBuV/m	dBuV	dB/m	dB	dB	cm	deg	
1	7992.00	56.54	-17.46	74.00	45.02	39.58	7.79	35.85	100		0 Peak
2 @	7992.00	44.69	-9.31	54.00	33.17	39.58	7.79	35.85	100		68 Average



Trace: (Discrete)

Site : 03CH06-HY  
 Condition : HF-ANT-060410 VERTICAL  
 EUT : Pocket PC phone For FCC  
 Power : 120Vac/60Hz  
 Model : FR 731703  
 Mode : BT Tx\_Ch00, 2402MHz  
 Plane : H  
 Data Rate : DHI  
 Adaptor : I

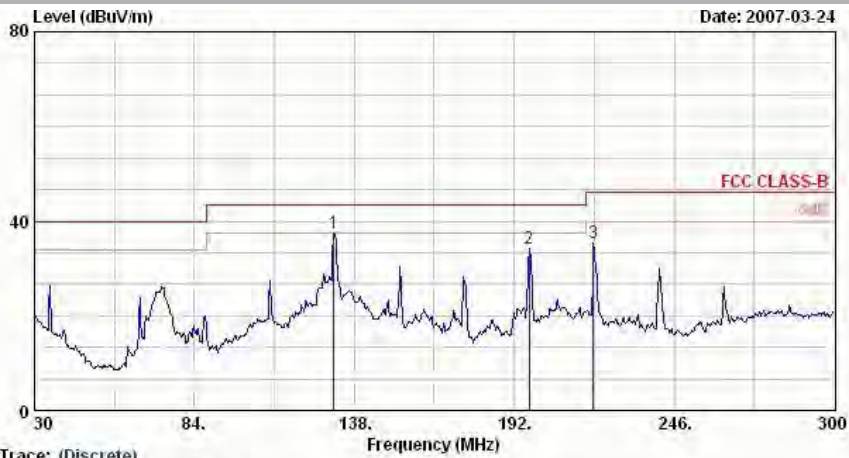
	Freq	Level	Over Limit	Limit Line	ReadAntenna Level	Antenna Factor	Cable Loss	Preamp Factor	Ant Pos	Table Pos	Remark
	MHz	dBuV/m	dB	dBuV/m	dBuV	dB/m	dB	dB	cm	deg	
1	2386.32	48.98	-25.02	74.00	50.41	30.26	3.75	35.44	100		0 Peak
2 @	2386.32	38.41	-15.59	54.00	39.84	30.26	3.75	35.44	100		336 Average

Remark : Frequency from 9GHz to 25GHz, the emission emitted by the EUT is too low to be measured.



- Test Mode : Mode 8
- Polarization : Horizontal

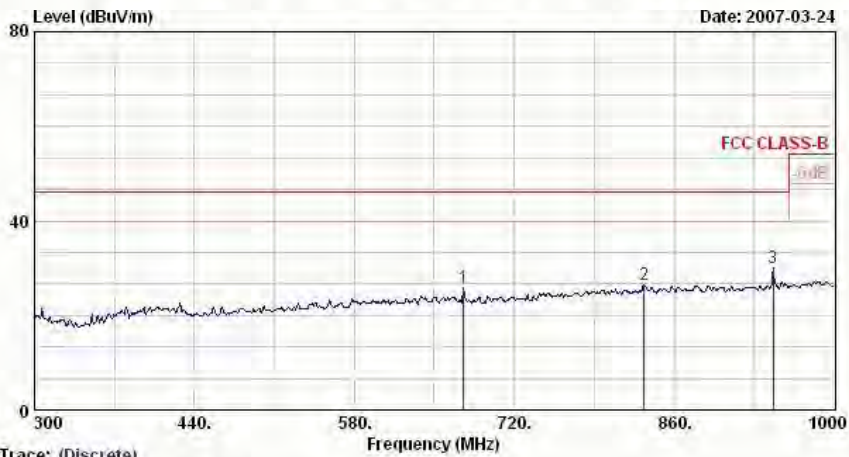
The test that passed at minimum margin was marked by the frame in the following table.



Trace: (Discrete)

Site : 03CR06-HY  
 Condition : LR-ANT(951121) HORIZONTAL  
 EUT : Pocket PC phone For FCC  
 Power : 120Vac/60Hz  
 Model : FR 731703  
 Mode : BT Tx\_Ch39;2441MHz  
 Plane : H  
 Data Rate : DHI  
 Adaptor : I

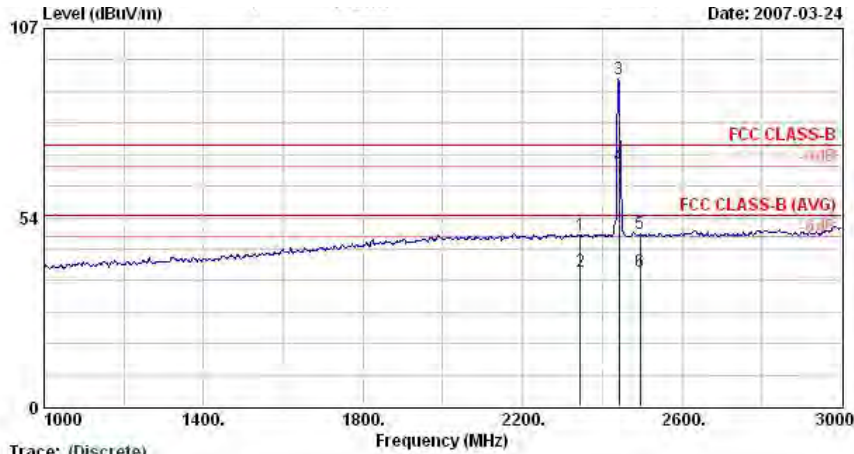
	Freq	Level	Over	Limit	ReadAntenna	Cable	Preamp	Ant	Table	Remark
	MHz	dBuV/m	dB	dBuV/m	dBuV	dB/m	dB	dB	cm	deg
1 @	130.98	37.35	-6.15	43.50	55.09	11.70	1.65	31.09	100	258 Peak
2 @	197.13	34.33	-9.17	43.50	53.89	9.32	2.14	31.02	---	---
3 @	218.73	35.31	-10.69	46.00	53.73	10.44	2.16	31.03	---	---



Trace: (Discrete)

Site : 03CR06-HY  
 Condition : LR-ANT(951121) HORIZONTAL  
 EUT : Pocket PC phone For FCC  
 Power : 120Vac/60Hz  
 Model : FR 731703  
 Mode : BT Tx\_Ch39;2441MHz  
 Plane : H  
 Data Rate : DHI  
 Adaptor : I

	Freq	Level	Over	Limit	ReadAntenna	Cable	Preamp	Ant	Table	Remark
	MHz	dBuV/m	dB	dBuV/m	dBuV	dB/m	dB	dB	cm	deg
1 @	675.90	25.75	-20.25	46.00	33.39	18.79	4.19	30.62	---	---
2 @	833.40	26.35	-19.65	46.00	32.10	20.05	4.64	30.45	---	---
3 @	946.80	29.95	-16.05	46.00	34.42	20.86	4.95	30.29	---	---

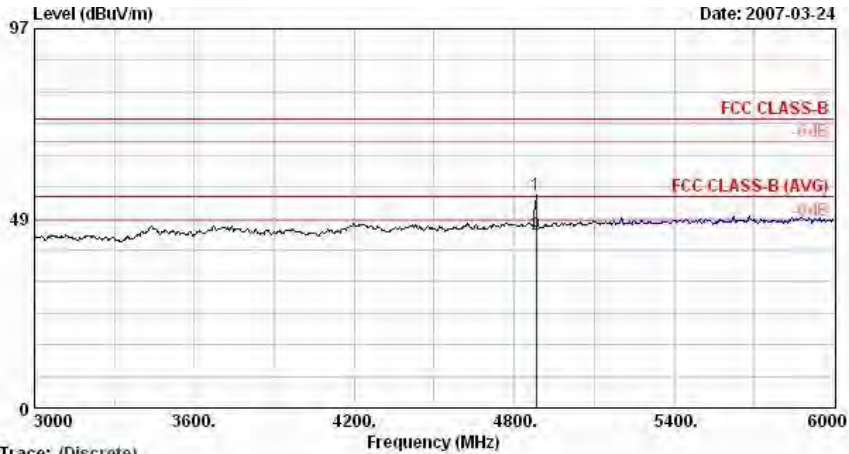


Trace: (Discrete)

Site : 03CR06-HY  
 Condition : HF-ANT-060410 HORIZONTAL  
 EUT : Pocket PC phone For FCC  
 Power : 120Vac/60Hz  
 Model : FR 731703  
 Mode : BT Tx\_Ch30;2441MHz  
 Plane : H  
 Data Rate : DHI  
 Adaptor : I

	Freq	Level	Over Limit	Limit Line	ReadAntenna Level	Antenna Factor	Cable Loss	Preamp Factor	Ant Pos	Table Pos	Remark
	MHz	dBuV/m	dB	dBuV/m	dBuV	dB/m	dB	dB	cm	deg	
1 @	2344.00	48.70	-25.30	74.00	50.17	30.24	3.71	35.42	100	0	Peak
2 @	2344.00	38.00	-16.00	54.00	39.48	30.24	3.71	35.42	176	125	Average
3 @	2441.00	92.72			94.10	30.28	3.82	35.47	100	0	Peak
4 @	2441.00	67.93			69.33	30.28	3.82	35.49	176	125	Average
5 @	2494.00	48.73	-25.27	74.00	50.08	30.30	3.88	35.53	100	0	Peak
6 @	2494.00	38.04	-15.96	54.00	39.39	30.30	3.88	35.53	176	125	Average

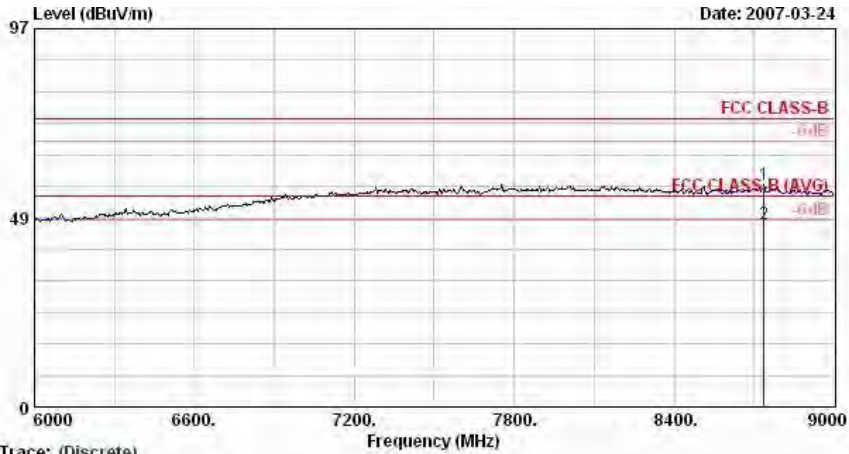
Remark: #3 and #4 Fundamental Signal



Trace: (Discrete)

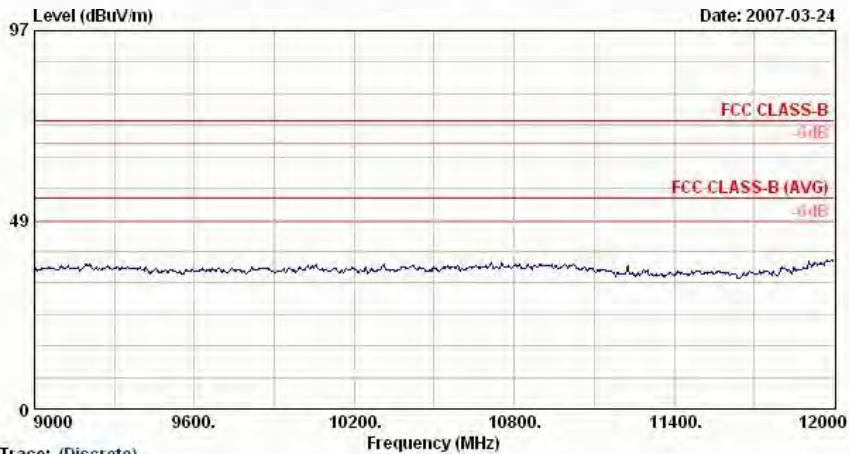
Site : 03CR06-HY  
 Condition : HF-ANT-060410 HORIZONTAL  
 EUT : Pocket PC phone For FCC  
 Power : 120Vac/60Hz  
 Model : FR 731703  
 Mode : BT Tx\_Ch30;2441MHz  
 Plane : H  
 Data Rate : DHI  
 Adaptor : I

	Freq	Level	Over Limit	Limit Line	ReadAntenna Level	Antenna Factor	Cable Loss	Preamp Factor	Ant Pos	Table Pos	Remark
	MHz	dBuV/m	dB	dBuV/m	dBuV	dB/m	dB	dB	cm	deg	
1 @	4882.00	54.46	-19.54	74.00	51.60	33.14	5.88	36.16	100	0	Peak
2 @	4882.00	44.27	-9.73	54.00	41.41	33.14	5.88	36.16	135	206	Average

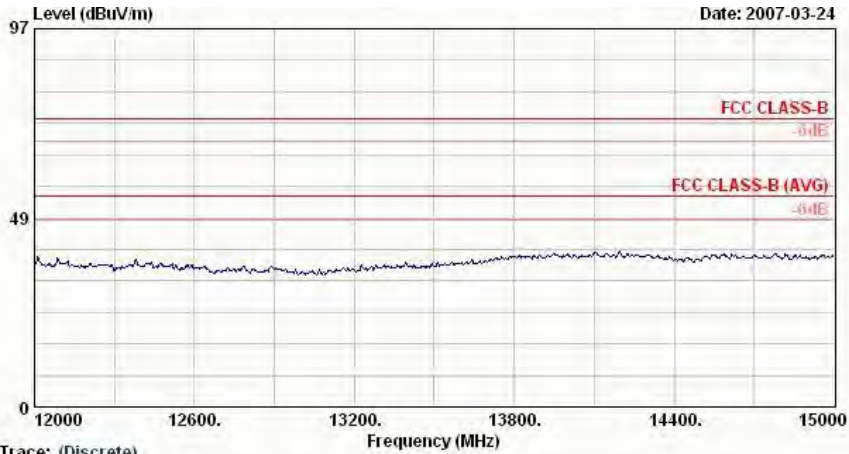


Trace: (Discrete)  
 Site : 03CH06-HY  
 Condition : HF-ANT-060410 HORIZONTAL  
 EUT : Pocket PC phone For FCC  
 Power : 120Vac/60Hz  
 Model : FR 731703  
 Mode : BT Tx\_Ch39, 2441MHz  
 Plane : H  
 Data Rate : DHI  
 Adaptor : I

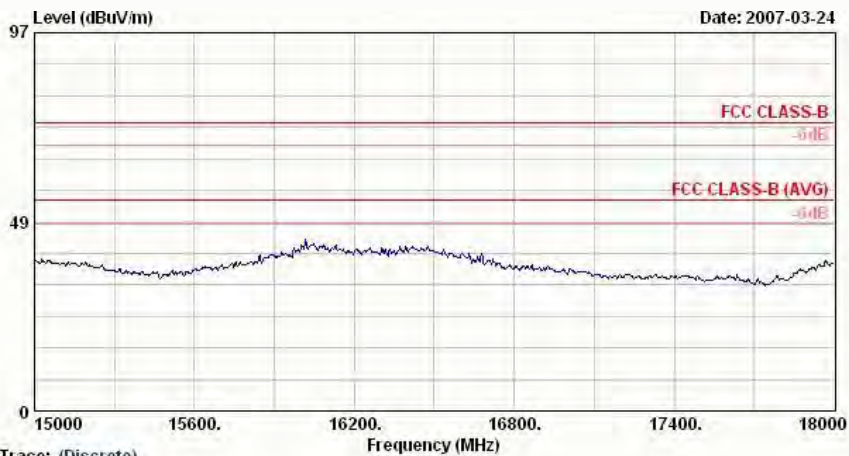
	Freq	Level	Over Limit	Limit Line	Read Level	Antenna Factor	Cable Loss	Preamp Factor	Ant Pos	Table Pos	Remark
	MHz	dBuV/m	dB	dBuV/m	dBuV	dB/m	dB	dB	cm	deg	
1 @	8736.00	56.92	-17.08	74.00	45.60	38.87	8.72	36.27	100	0	Peak
2 @	8736.00	46.94	-7.06	54.00	35.62	38.87	8.72	36.27	100	167	Average



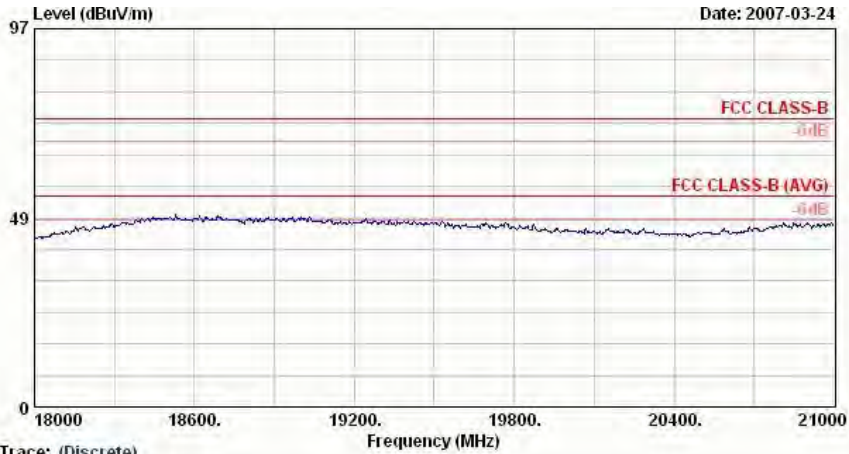
Trace: (Discrete)  
 Site : 03CH06-HY  
 Condition : HF-ANT(8-16)-060918 HORIZONTAL  
 EUT : Pocket PC phone For FCC  
 Power : 120Vac/60Hz  
 Model : FR 731703  
 Mode : BT Tx\_Ch39, 2441MHz  
 Plane : H  
 Data Rate : DHI  
 Adaptor : I



Trace: (Discrete)  
Site : 03CH06-HY  
Condition : HF-ANT(8-18)-060918 HORIZONTAL  
EUT : Pocket PC phone For FCC  
Power : 120Vac/60Hz  
Model : FR 731703  
Mode : BT Tx\_Ch39, 2441MHz  
Plane : H  
Data Rate : DHI  
Adaptor : I

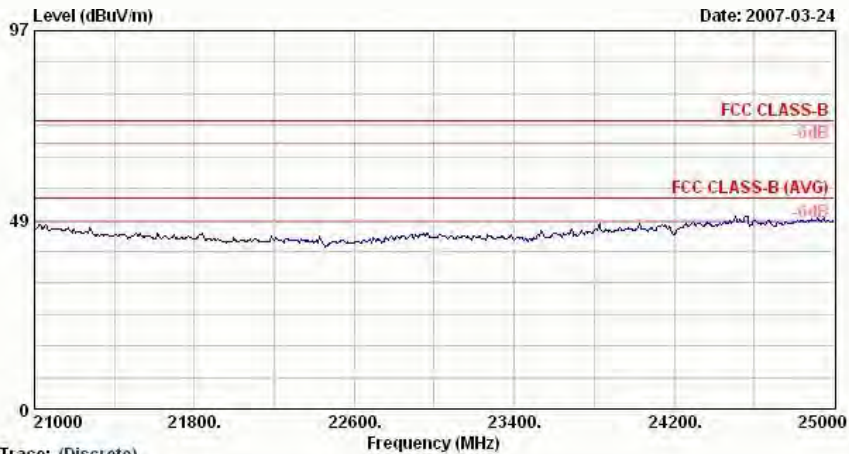


Trace: (Discrete)  
Site : 03CH06-HY  
Condition : HF-ANT(8-18)-060918 HORIZONTAL  
EUT : Pocket PC phone For FCC  
Power : 120Vac/60Hz  
Model : FR 731703  
Mode : BT Tx\_Ch39, 2441MHz  
Plane : H  
Data Rate : DHI  
Adaptor : I



Trace: (Discrete)

Site : 03CH06-HY  
Condition : SHF-EHF HORN HORIZONTAL  
EUT : Pocket PC phone For FCC  
Power : 120Vac/60Hz  
Model : FR 731703  
Mode : BT Tx\_Ch39, 2441MHz  
Plane : H  
Data Rate : DHI  
Adaptor : I



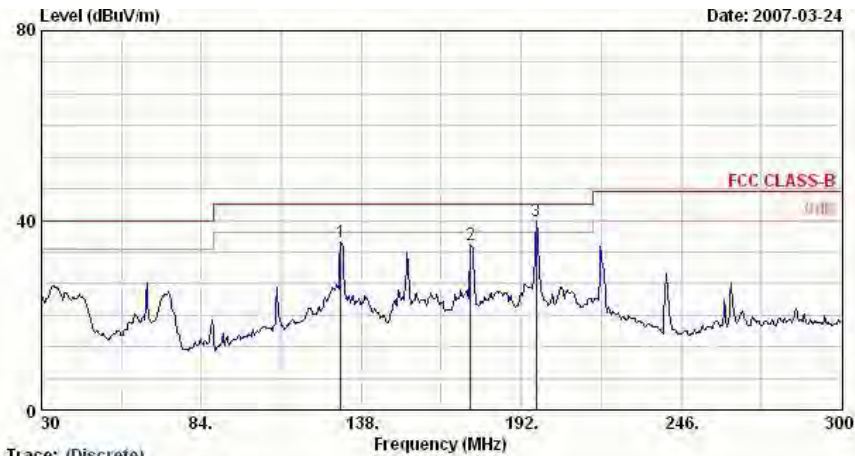
Trace: (Discrete)

Site : 03CH06-HY  
Condition : SHF-EHF HORN HORIZONTAL  
EUT : Pocket PC phone For FCC  
Power : 120Vac/60Hz  
Model : FR 731703  
Mode : BT Tx\_Ch39, 2441MHz  
Plane : H  
Data Rate : DHI  
Adaptor : I



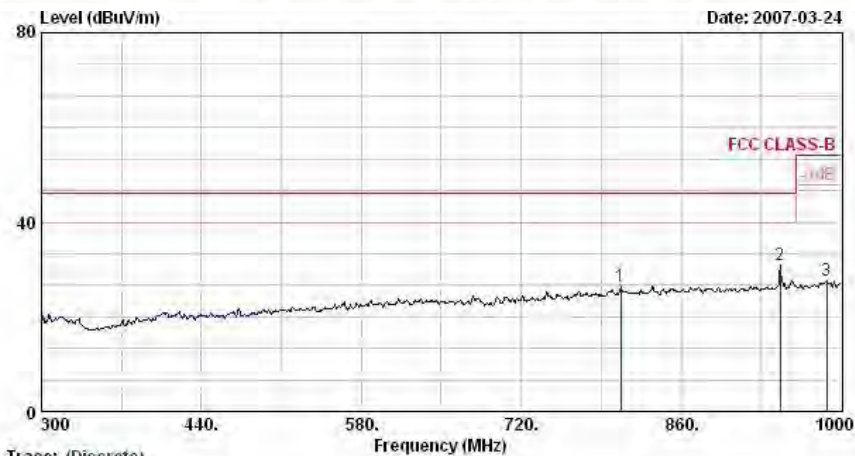
- Polarization : Vertical

The test that passed at minimum margin was marked by the frame in the following table.



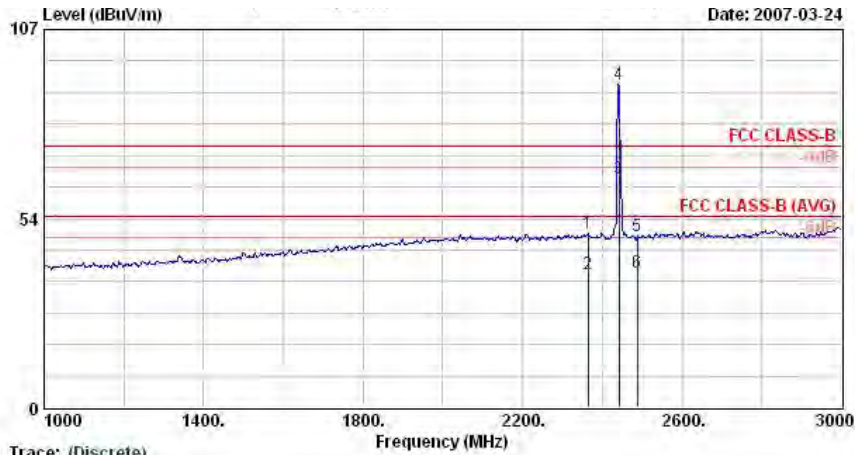
Trace: (Discrete)  
 Site : 03CH06-HY  
 Condition : LP-ANT(951121) VERTICAL  
 EUT : Pocket PC phone For FCC  
 Power : 120Vac/60Hz  
 Model : FR 731703  
 Mode : BT Tx\_Ch39;2441MHz  
 Plane : H  
 Data Rate : DHI  
 Adaptor : I

	Freq	Level	Over	Limit	Read	Antenna	Cable	Preamp	Ant	Table	Remark
	MHz	dBuV/m	dB	dBuV/m	dBuV	dB/m	dB	dB	cm	deg	
1 @	130.98	35.50	-8.00	43.50	53.24	11.70	1.65	31.09	---	---	Peak
2 @	174.99	34.79	-8.71	43.50	54.13	9.82	1.87	31.02	---	---	Peak
3 @	197.13	39.90	-3.60	43.50	59.46	9.32	2.14	31.02	100	331	Peak



Trace: (Discrete)  
 Site : 03CH06-HY  
 Condition : LP-ANT(951121) VERTICAL  
 EUT : Pocket PC phone For FCC  
 Power : 120Vac/60Hz  
 Model : FR 731703  
 Mode : BT Tx\_Ch39;2441MHz  
 Plane : H  
 Data Rate : DHI  
 Adaptor : I

	Freq	Level	Over	Limit	Read	Antenna	Cable	Preamp	Ant	Table	Remark
	MHz	dBuV/m	dB	dBuV/m	dBuV	dB/m	dB	dB	cm	deg	
1 @	806.80	26.48	-19.52	46.00	32.46	19.87	4.63	30.48	---	---	Peak
2 @	946.80	30.93	-15.07	46.00	35.41	20.86	4.95	30.29	---	---	Peak
3 @	987.40	27.66	-26.34	54.00	31.69	21.15	5.10	30.27	---	---	Peak

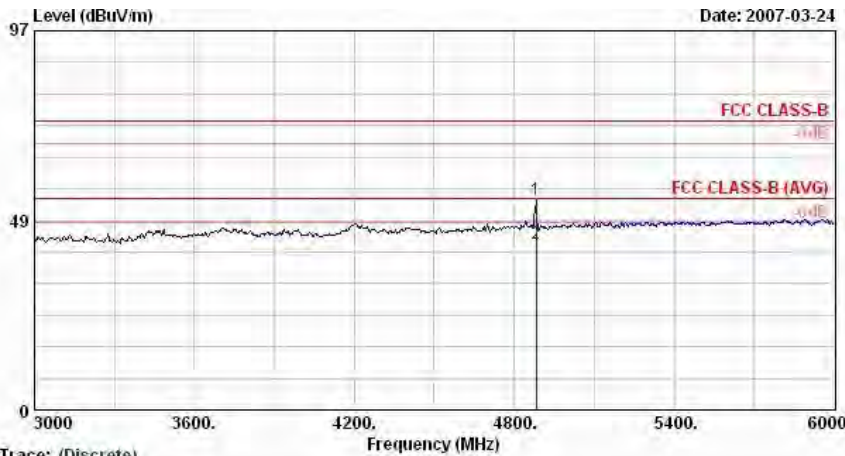


Trace: (Discrete)

Site : 03CR06-HY  
 Condition : HF-ANT-060410 VERTICAL  
 EUT : Pocket PC phone For FCC  
 Power : 120Vac/60Hz  
 Model : FR 731703  
 Mode : BT Tx\_Ch30;2441MHz  
 Plane : H  
 Data Rate : DHI  
 Adaptor : I

	Freq	Level	Over	Limit	Read	Antenna	Cable	Preamp	Ant	Table	Remark
	MHz	dBuV/m	dB	dBuV/m	dBuV	dB/m	dB	dB	cm	deg	
1 @	2364.00	49.28	-24.72	74.00	50.72	30.24	3.73	35.42	100	0	Peak
2 @	2364.00	37.98	-16.02	54.00	39.43	30.24	3.73	35.42	100	345	Average
3 @	2441.00	65.03			66.43	30.28	3.82	35.49	100		345 Average
4 @	2441.00	91.50			92.88	30.28	3.82	35.47	100	0	Peak
5 @	2488.00	48.52	-25.48	74.00	49.87	30.30	3.86	35.51	100	0	Peak
6 @	2488.00	38.02	-15.98	54.00	39.37	30.30	3.86	35.51	100	345	Average

Remark: #3 and #4 Fundamental Signal

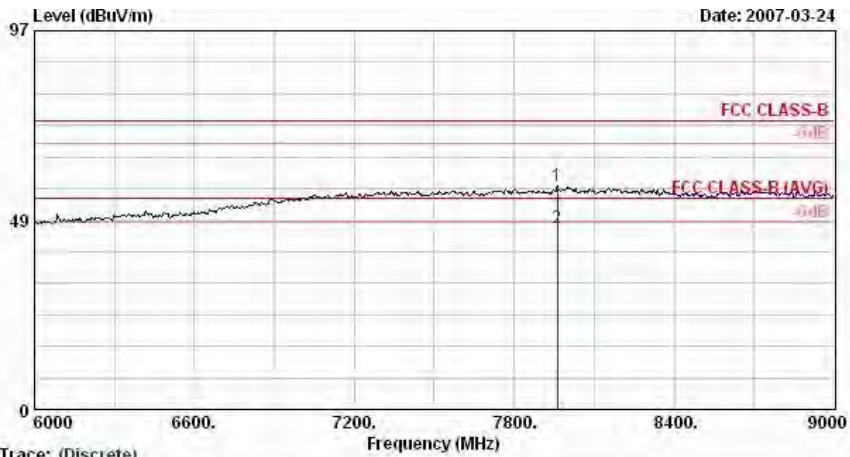


Trace: (Discrete)

Site : 03CR06-HY  
 Condition : HF-ANT-060410 VERTICAL  
 EUT : Pocket PC phone For FCC  
 Power : 120Vac/60Hz  
 Model : FR 731703  
 Mode : BT Tx\_Ch30;2441MHz  
 Plane : H  
 Data Rate : DHI  
 Adaptor : I

	Freq	Level	Over	Limit	Read	Antenna	Cable	Preamp	Ant	Table	Remark
	MHz	dBuV/m	dB	dBuV/m	dBuV	dB/m	dB	dB	cm	deg	
1 @	4882.00	53.61	-20.39	74.00	50.75	33.14	5.88	36.16	100	0	Peak
2 @	4882.00	42.48	-11.52	54.00	39.62	33.14	5.88	36.16	113	146	Average

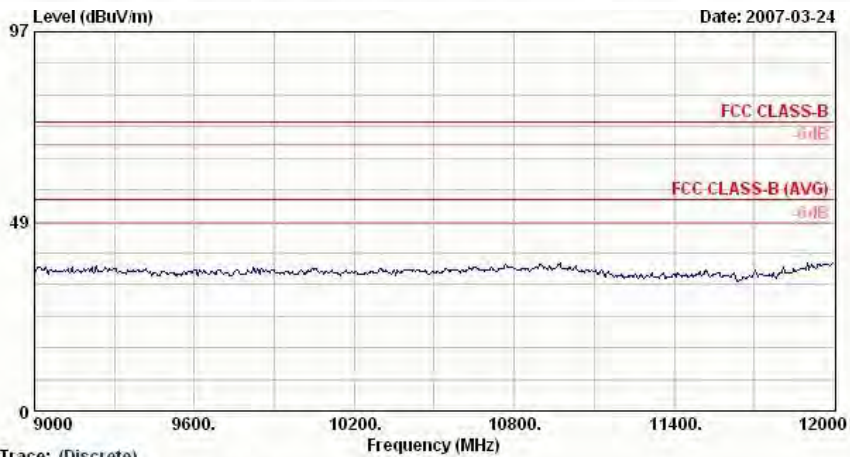




Trace: (Discrete)

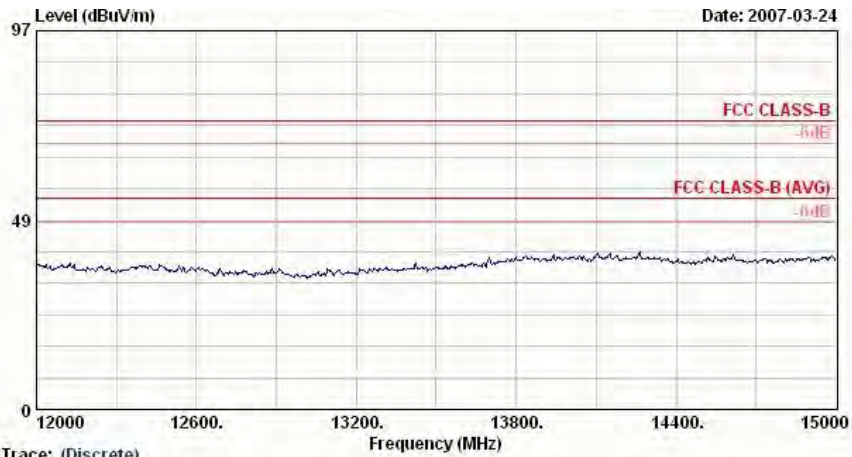
Site : 03CH06-HY  
 Condition : HF-ANT-060410 VERTICAL  
 EUT : Pocket PC phone For FCC  
 Power : 120Vac/60Hz  
 Model : FR 731703  
 Mode : BT Tx\_Ch39, 2441MHz  
 Plane : H  
 Data Rate : DHI  
 Adaptor : I

	Freq	Level	Over Limit	Limit Line	ReadAntenna	Cable Preamp	Ant	Table	Remark
	MHz	dBuV/m	dB	dBuV/m	dBuV	dB/m	dB	dB	cm deg
1 @	7962.00	57.17	-16.83	74.00	45.70	39.55	7.78	35.86	100 0 Peak
2 @	7962.00	46.60	-7.40	54.00	35.13	39.55	7.78	35.86	100 221 Average



Trace: (Discrete)

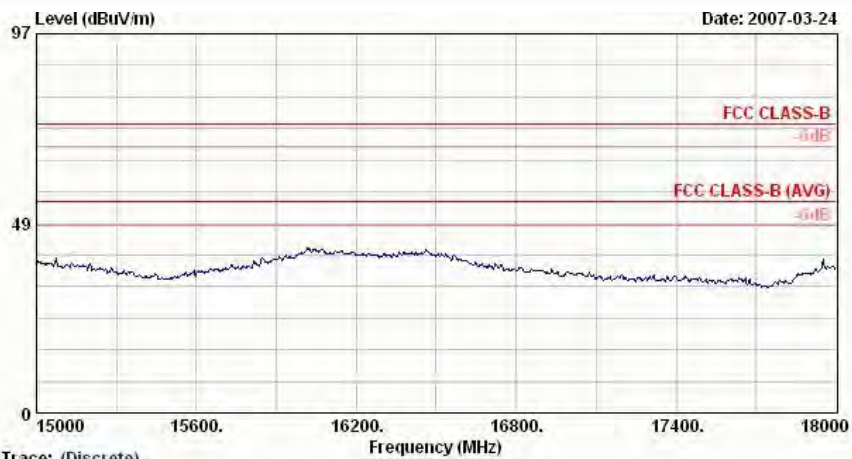
Site : 03CH06-HY  
 Condition : HF-ANT(8-16)-060918 VERTICAL  
 EUT : Pocket PC phone For FCC  
 Power : 120Vac/60Hz  
 Model : FR 731703  
 Mode : BT Tx\_Ch39, 2441MHz  
 Plane : H  
 Data Rate : DHI  
 Adaptor : I



Date: 2007-03-24

Trace: (Discrete)

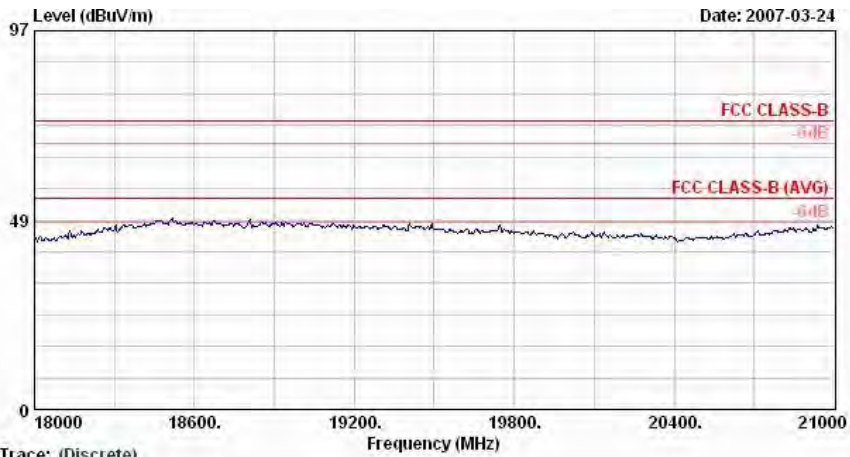
Site : 03CH06-HY  
Condition : HF-ANT(8-16)-060918 VERTICAL  
EUT : Pocket PC phone For FCC  
Power : 120Vac/60Hz  
Model : FR 731703  
Mode : BT Tx\_Ch39, 2441MHz  
Plane : H  
Data Rate : DHI  
Adaptor : I



Date: 2007-03-24

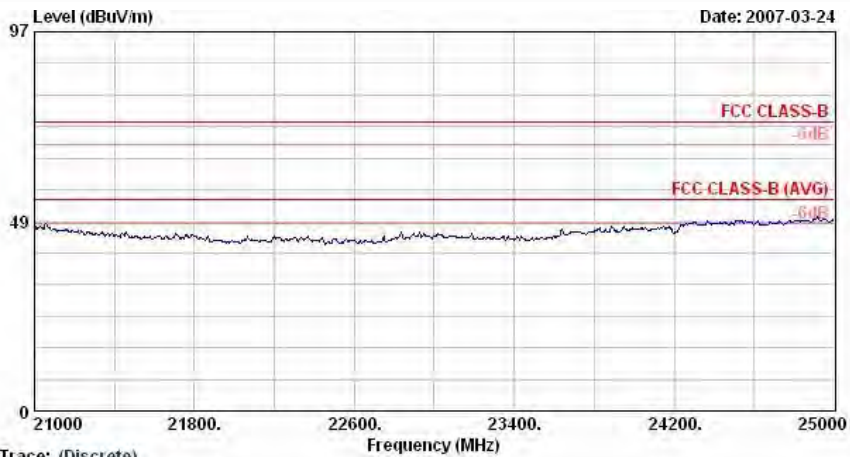
Trace: (Discrete)

Site : 03CH06-HY  
Condition : HF-ANT(8-16)-060918 VERTICAL  
EUT : Pocket PC phone For FCC  
Power : 120Vac/60Hz  
Model : FR 731703  
Mode : BT Tx\_Ch39, 2441MHz  
Plane : H  
Data Rate : DHI  
Adaptor : I



Trace: (Discrete)

Site : 03CH06-HY  
Condition : SHF-EHF HORN VERTICAL  
EUT : Pocket PC phone For FCC  
Power : 120Vac/60Hz  
Model : FR 731703  
Mode : BT Tx\_Ch39, 2441MHz  
Plane : H  
Data Rate : DHI  
Adaptor : I



Trace: (Discrete)

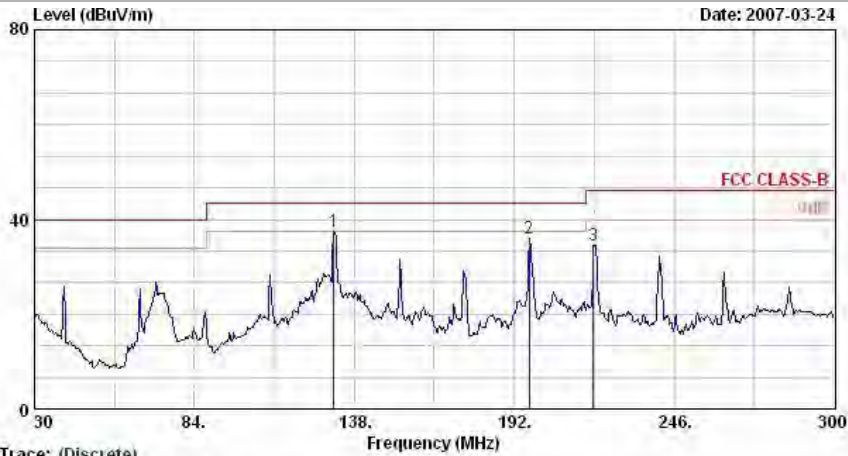
Site : 03CH06-HY  
Condition : SHF-EHF HORN VERTICAL  
EUT : Pocket PC phone For FCC  
Power : 120Vac/60Hz  
Model : FR 731703  
Mode : BT Tx\_Ch39, 2441MHz  
Plane : H  
Data Rate : DHI  
Adaptor : I

Remark : Frequency from 9GHz to 25GHz, the emission emitted by the EUT is too low to be measured.



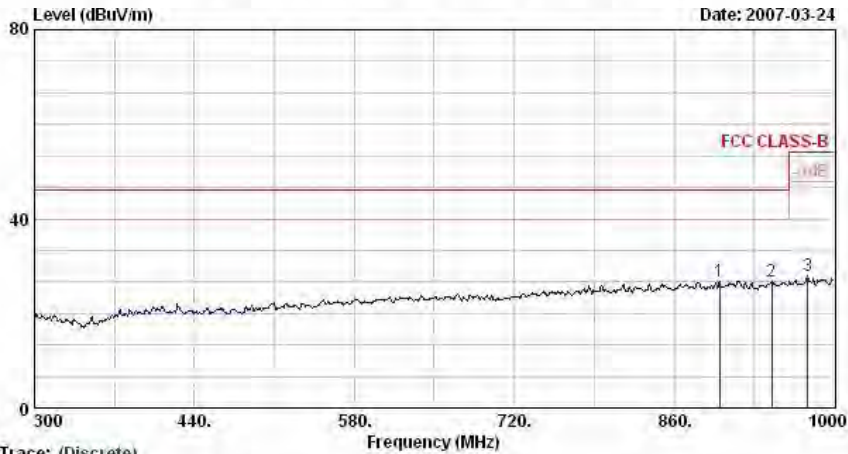
- Test Mode : Mode 9
- Polarization : Horizontal

The test that passed at minimum margin was marked by the frame in the following table.



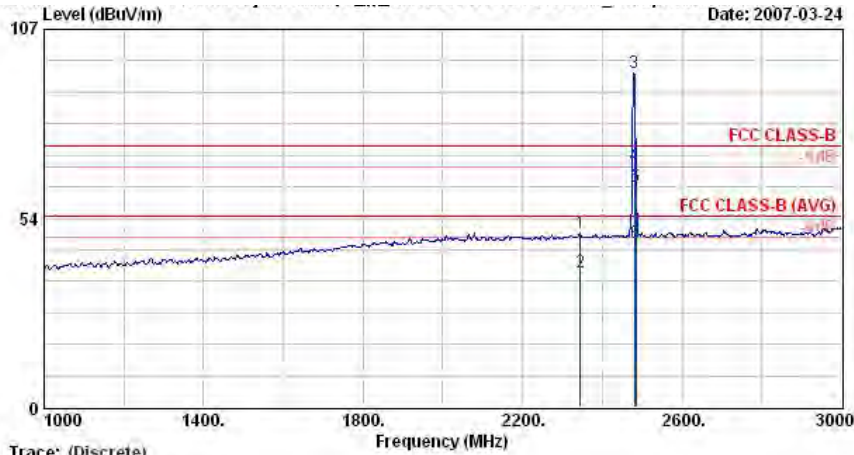
Trace: (Discrete)  
 Site : 03CH06-HY  
 Condition : LP-ANT(951121) HORIZONTAL  
 EUT : Pocket PC phone For FCC  
 Power : 120Vac/60Hz  
 Model : FR 731703  
 Mode : BT Tx\_Ch78;2480MHz  
 Plane : H  
 Data Rate : DHI  
 Adaptor : I

	Freq	Level	Over	Limit	ReadAntenna	Cable	Preamp	Ant	Table	Remark
	MHz	dBuV/m	dB	dBuV/m	dBuV	dB/m	dB	dB	cm	deg
1 @	130.98	37.37	-6.13	43.50	55.11	11.70	1.65	31.09	100	224 Peak
2 @	197.13	36.11	-7.39	43.50	55.67	9.32	2.14	31.02	---	---
3	218.73	34.56	-11.44	46.00	52.99	10.44	2.16	31.03	---	---



Trace: (Discrete)  
 Site : 03CH06-HY  
 Condition : LP-ANT(951121) HORIZONTAL  
 EUT : Pocket PC phone For FCC  
 Power : 120Vac/60Hz  
 Model : FR 731703  
 Mode : BT Tx\_Ch78;2480MHz  
 Plane : H  
 Data Rate : DHI  
 Adaptor : I

	Freq	Level	Over	Limit	ReadAntenna	Cable	Preamp	Ant	Table	Remark
	MHz	dBuV/m	dB	dBuV/m	dBuV	dB/m	dB	dB	cm	deg
1	899.90	26.65	-19.35	46.00	31.67	20.53	4.82	30.37	---	---
2	945.40	26.78	-19.22	46.00	31.27	20.85	4.95	30.29	---	---
3	976.90	27.94	-26.06	54.00	32.08	21.07	5.06	30.27	---	---

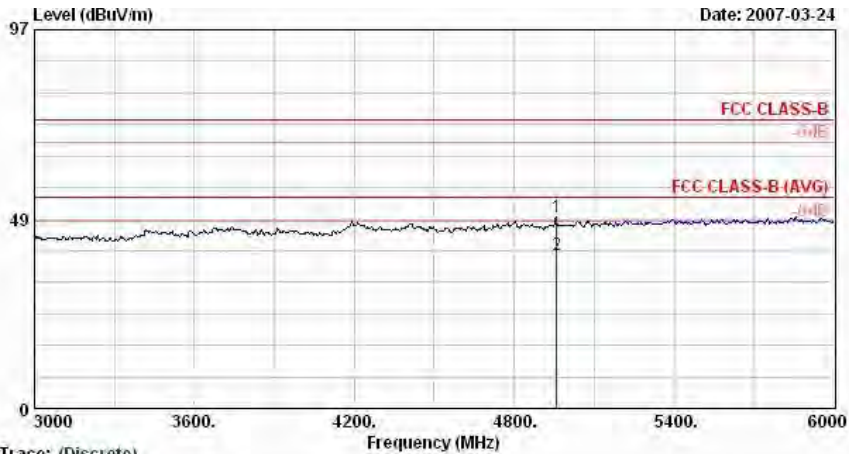


Trace: (Discrete)

Site : 03CH06-HY  
 Condition : HF-ANT-060410 HORIZONTAL  
 EUT : Pocket PC phone For FCC  
 Power : 120Vac/60Hz  
 Model : FR 731703  
 Mode : BT Tx\_Ch78;2480MHz  
 Plane : H  
 Data Rate : DHI  
 Adaptor : I

	Freq	Level	Over	Limit	ReadAntenna	Cable	Preamp	Ant	Table	Remark
	MHz	dBuV/m	dB	dBuV/m	dBuV	dB/m	dB	dB	cm	deg
1	2344.00	49.16	-24.84	74.00	50.64	30.24	3.71	35.42	100	0 Peak
2	2344.00	38.22	-15.78	54.00	39.70	30.24	3.71	35.42	169	124 Average
3 @	2480.00	94.74			96.10	30.29	3.86	35.51	100	0 Peak
4 @	2480.00	68.27			69.63	30.29	3.86	35.51	169	124 Average
5	2483.50	62.36	-11.64	74.00	63.72	30.29	3.86	35.51	100	0 Peak
6 @	2483.50	46.39	-7.61	54.00	47.75	30.29	3.86	35.51	169	124 Average

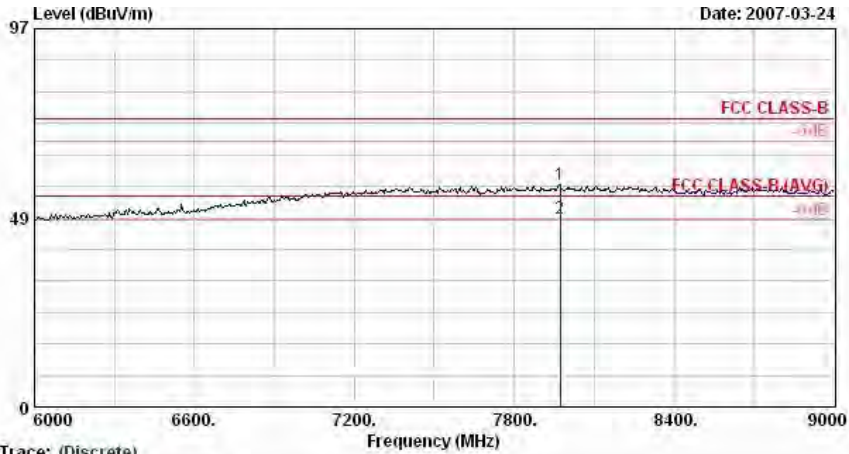
Remark: #3 and #4 Fundamental Signal



Trace: (Discrete)

Site : 03CH06-HY  
 Condition : HF-ANT-060410 HORIZONTAL  
 EUT : Pocket PC phone For FCC  
 Power : 120Vac/60Hz  
 Model : FR 731703  
 Mode : BT Tx\_Ch78;2480MHz  
 Plane : H  
 Data Rate : DHI  
 Adaptor : I

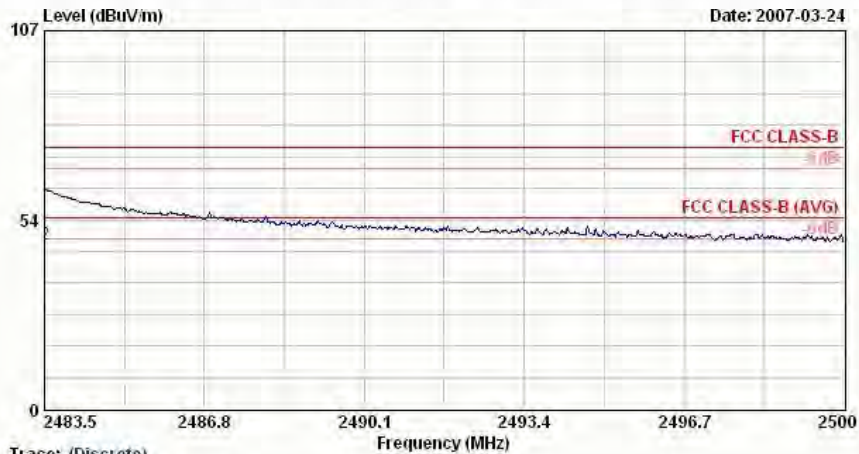
	Freq	Level	Over	Limit	ReadAntenna	Cable	Preamp	Ant	Table	Remark
	MHz	dBuV/m	dB	dBuV/m	dBuV	dB/m	dB	dB	cm	deg
1	4960.00	49.22	-24.78	74.00	46.05	33.47	5.93	36.23	100	0 Peak
2	4960.00	39.42	-14.58	54.00	36.25	33.47	5.93	36.23	132	225 Average



Trace: (Discrete)

Site : 03CH06-HY  
 Condition : HF-ANT-060410 HORIZONTAL  
 EUT : Pocket PC phone For FCC  
 Power : 120Vac/60Hz  
 Model : FR 731703  
 Mode : BT Tx\_Ch78, 2480MHz  
 Plane : H  
 Data Rate : DHI  
 Adaptor : I

	Freq	Level	Over Limit	Limit Line	Read Level	Antenna Factor	Cable Loss	Preamp Factor	Ant Pos	Table Pos	Remark
	MHz	dBuV/m	dB	dBuV/m	dBuV	dB/m	dB	dB	cm	deg	
1	7971.00	57.11	-16.89	74.00	45.63	39.55	7.78	35.86	100		0 Peak
2 @	7971.00	48.25	-5.75	54.00	36.77	39.55	7.78	35.86	100		177 Average



Trace: (Discrete)

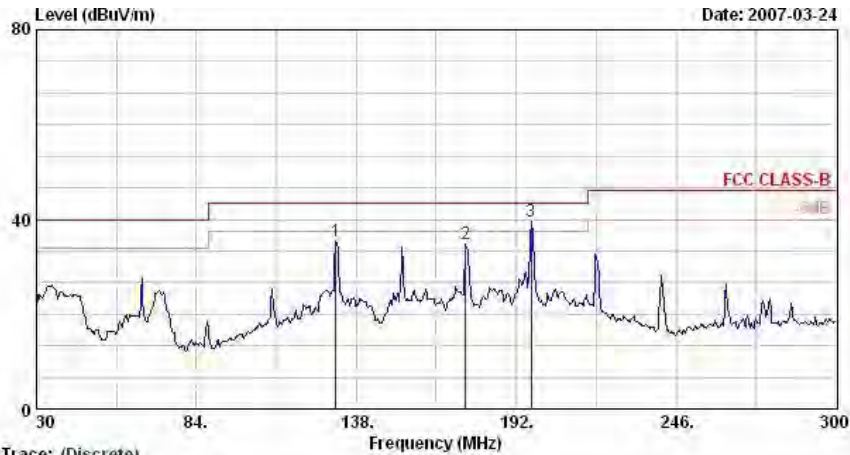
Site : 03CH06-HY  
 Condition : HF-ANT-060410 HORIZONTAL  
 EUT : Pocket PC phone For FCC  
 Power : 120Vac/60Hz  
 Model : FR 731703  
 Mode : BT Tx\_Ch78, 2480MHz  
 Plane : H  
 Data Rate : DHI  
 Adaptor : I

	Freq	Level	Over Limit	Limit Line	Read Level	Antenna Factor	Cable Loss	Preamp Factor	Ant Pos	Table Pos	Remark
	MHz	dBuV/m	dB	dBuV/m	dBuV	dB/m	dB	dB	cm	deg	
1	2483.50	62.36	-11.64	74.00	63.71	30.29	3.86	35.51	100		0 Peak
2 @	2483.50	46.39	-7.61	54.00	47.75	30.29	3.86	35.51	169		124 Average



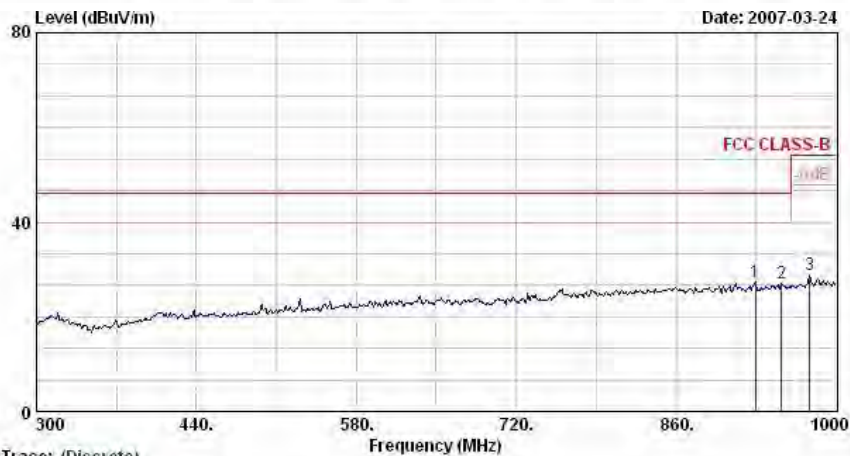
- Polarization : Vertical

The test that passed at minimum margin was marked by the frame in the following table.



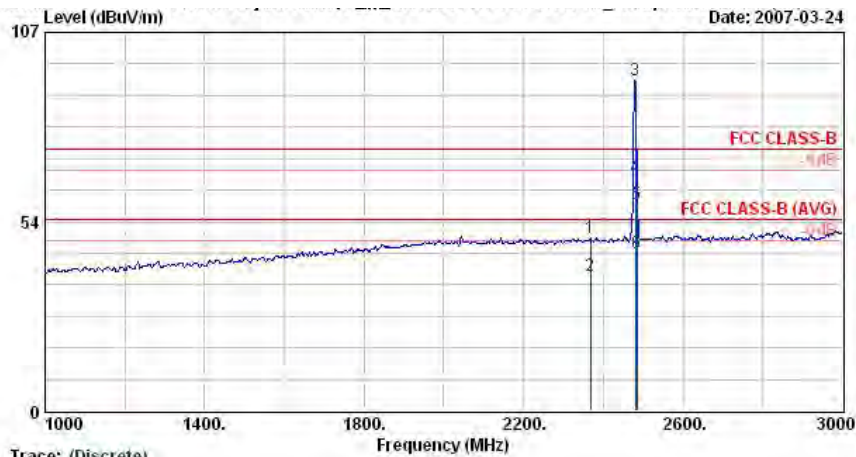
Trace: (Discrete)  
 Site : 03CR06-HY  
 Condition : LF-ANT(951121) VERTICAL  
 EUT : Pocket PC phone For FCC  
 Power : 120Vac/60Hz  
 Model : FR 731703  
 Mode : BT Tx\_Ch78;2480MHz  
 Plane : H  
 Data Rate : DHI  
 Adaptor : I

	Freq	Level	Over	Limit	Read	Antenna	Cable	Preamp	Ant	Table	Remark
	MHz	dBuV/m	dB	dBuV/m	dBuV	dB/m	dB	dB	cm	deg	
1 @	130.98	35.50	-8.00	43.50	53.24	11.70	1.65	31.09	---	---	Peak
2 @	174.99	34.76	-8.74	43.50	54.10	9.82	1.87	31.02	---	---	Peak
3 @	197.13	39.63	-3.87	43.50	59.19	9.32	2.14	31.02	100	302	Peak



Trace: (Discrete)  
 Site : 03CR06-HY  
 Condition : LF-ANT(951121) VERTICAL  
 EUT : Pocket PC phone For FCC  
 Power : 120Vac/60Hz  
 Model : FR 731703  
 Mode : BT Tx\_Ch78;2480MHz  
 Plane : H  
 Data Rate : DHI  
 Adaptor : I

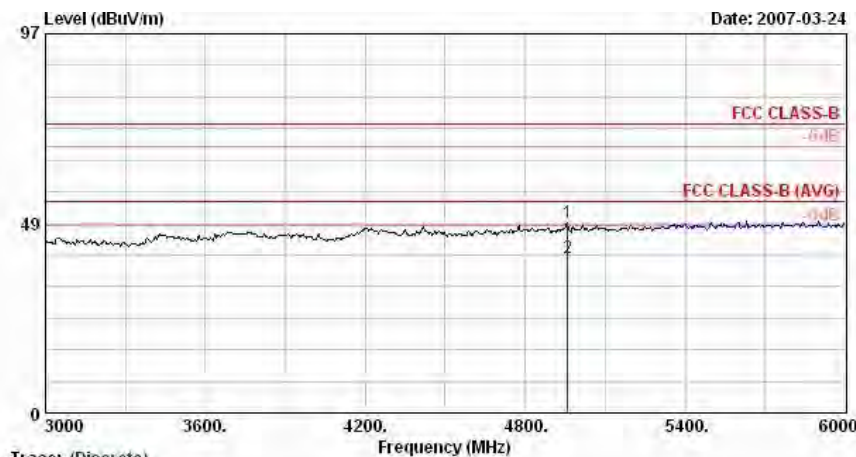
	Freq	Level	Over	Limit	Read	Antenna	Cable	Preamp	Ant	Table	Remark
	MHz	dBuV/m	dB	dBuV/m	dBuV	dB/m	dB	dB	cm	deg	
1	929.30	27.49	-18.51	46.00	32.17	20.74	4.90	30.32	---	---	Peak
2	952.40	27.18	-18.82	46.00	31.58	20.90	4.97	30.28	---	---	Peak
3	976.90	28.71	-25.29	54.00	32.85	21.07	5.06	30.27	---	---	Peak



Trace: (Discrete)  
 Site : 03CH06-HY  
 Condition : HF-ANT-060410 VERTICAL  
 EUT : Pocket PC phone For FCC  
 Power : 120Vac/60Hz  
 Model : FR 731703  
 Mode : BT Tx\_Ch78;2480MHz  
 Plane : H  
 Data Rate : DHI  
 Adaptor : I

	Freq	Level	Over	Limit	Read	Antenna	Cable	Preamp	Ant	Table	Remark
	MHz	dBuV/m	dB	dBuV/m	dBuV	dB/m	dB	dB	cm	deg	
1	2368.00	48.78	-25.22	74.00	50.25	30.24	3.73	35.44	100	0	Peak
2	2368.00	38.22	-15.78	54.00	39.68	30.24	3.73	35.44	100	348	Average
3 @	2480.00	93.46			94.82	30.29	3.86	35.51	100	0	Peak
4 @	2480.00	66.18			67.54	30.29	3.86	35.51	100	348	Average
5	2483.50	58.48	-15.52	74.00	59.84	30.29	3.86	35.51	100	0	Peak
6	2483.50	44.39	-9.61	54.00	45.75	30.29	3.86	35.51	100	348	Average

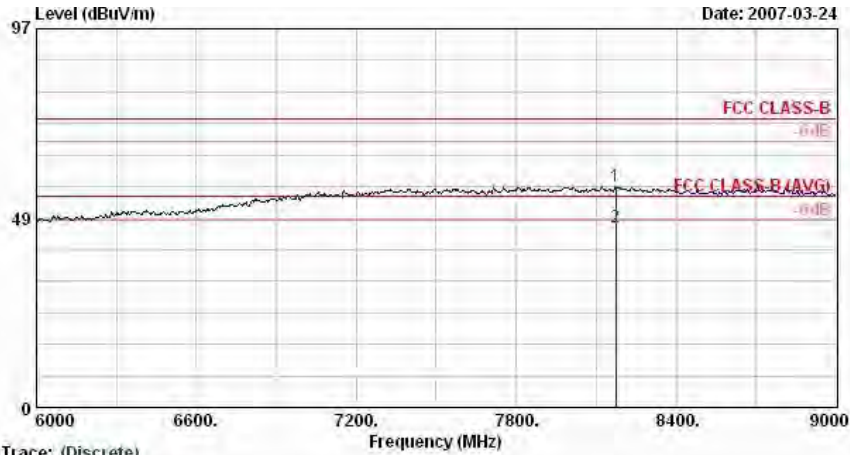
Remark: #3 and #4 Fundamental Signal



Trace: (Discrete)  
 Site : 03CH06-HY  
 Condition : HF-ANT-060410 VERTICAL  
 EUT : Pocket PC phone For FCC  
 Power : 120Vac/60Hz  
 Model : FR 731703  
 Mode : BT Tx\_Ch78;2480MHz  
 Plane : H  
 Data Rate : DHI  
 Adaptor : I

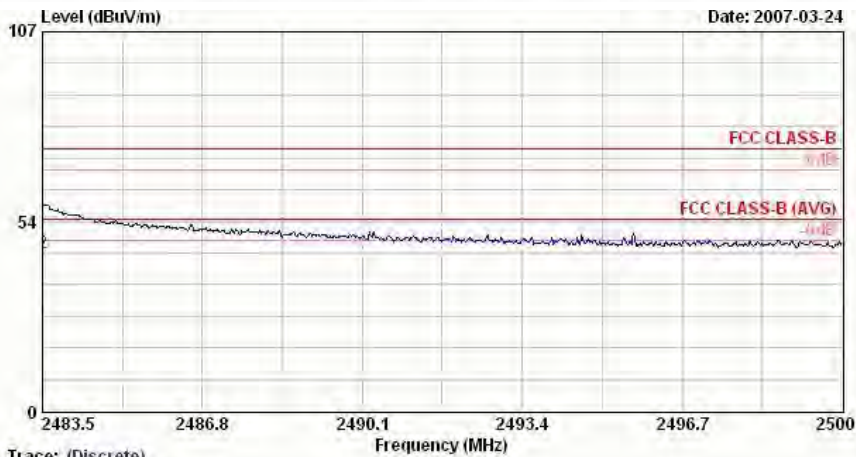
	Freq	Level	Over	Limit	Read	Antenna	Cable	Preamp	Ant	Table	Remark
	MHz	dBuV/m	dB	dBuV/m	dBuV	dB/m	dB	dB	cm	deg	
1	4960.00	48.75	-25.25	74.00	45.58	33.47	5.93	36.23	100	0	Peak
2	4960.00	39.64	-14.36	54.00	36.47	33.47	5.93	36.23	143	164	Average





Trace: (Discrete)  
 Site : 03CH06-HY  
 Condition : HF-ANT-060410 VERTICAL  
 EUT : Pocket PC phone For FCC  
 Power : 120Vac/60Hz  
 Model : FR 731703  
 Mode : BT Tx\_Ch7B, 2480MHz  
 Plane : H  
 Data Rate : DHI  
 Adaptor : I

	Freq	Level	Over Limit	Limit Line	ReadAntenna Level	Antenna Factor	Cable Loss	Preamp Factor	Ant Pos	Table Pos	Remark
	MHz	dBuV/m	dB	dBuV/m	dBuV	dB/m	dB	dB	cm	deg	
1	8172.00	56.68	-17.32	74.00	45.19	39.46	7.98	35.94	100		0 Peak
2 @	8172.00	46.15	-7.85	54.00	34.65	39.46	7.98	35.94	100		88 Average



Trace: (Discrete)  
 Site : 03CH06-HY  
 Condition : HF-ANT-060410 VERTICAL  
 EUT : Pocket PC phone For FCC  
 Power : 120Vac/60Hz  
 Model : FR 731703  
 Mode : BT Tx\_Ch7B, 2480MHz  
 Plane : H  
 Data Rate : DHI  
 Adaptor : I

	Freq	Level	Over Limit	Limit Line	ReadAntenna Level	Antenna Factor	Cable Loss	Preamp Factor	Ant Pos	Table Pos	Remark
	MHz	dBuV/m	dB	dBuV/m	dBuV	dB/m	dB	dB	cm	deg	
1	2483.50	58.48	-15.52	74.00	59.84	30.29	3.86	35.51	100		0 Peak
2 @	2483.50	44.39	-9.61	54.00	45.75	30.29	3.86	35.51	100		348 Average

Remark : Frequency from 9GHz to 25GHz, the emission emitted by the EUT is too low to be measured.



## **5.12 Antenna Requirements**

### **5.12.1 Standard Applicable**

For intentional device, according to FCC 47 CFR Section 15.203, an intentional radiator shall be designed to ensure that no other antenna except assembled by the responsible party shall be used with the device.

And according to FCC 47 CFR Section 15.247 (b), if directional gain of transmitting antennas is greater than 6dBi, the power shall be reduced by the same level in dB comparing to gain minus 6dBi.

### **5.12.2 Antenna Connected Construction**

The antennas used in this product are PIFAs for both WLAN and BT without connector and it is considered to meet antenna requirement of FCC.

### **5.12.3 Antenna Gain**

The antenna gain of EUT is less than 6 dBi. Therefore, it is not necessary to reduce maximum peak output power limit.



**6. List of Measuring Equipments Used**

Instrument	Manufacturer	Model No.	Serial No.	Characteristics	Calibration Date	Due Date	Remark
EMC Receiver	R&S	ESCS 30	100132	9kHz – 2.75GHz	Jul. 04, 2006	Jul. 04, 2007	Conduction (CO01-HY)
LISN	MessTec	NNB-2/16Z	2001/004	9kHz – 30MHz	Apr. 28, 2006	Apr. 28, 2007	Conduction (CO01-HY)
LISN (Support Unit)	MessTec	NNB-2/16Z	2001/009	9kHz – 30MHz	Apr. 19, 2006	Apr. 19, 2007	Conduction (CO01-HY)
EMI Filter	LINDGREN	LRE-2060	1004	< 450Hz	N/A	N/A	Conduction (CO01-HY)
EMI Filter	LINDGREN	N6006	201052	0 – 60Hz	N/A	N/A	Conduction (CO01-HY)
RF Cable-CON	Suhner Switzerland	RG223/U	CB029	9kHz – 30MHz	Dec. 04, 2006	Dec. 04, 2007	Conduction (CO01-HY)
Spectrum analyzer	Agilent	E4408B	MY44211030	9KHz-26.5GHz	Oct. 05, 2006	Oct. 04, 2007	Radiation (03CH06-HY)
EMI Test Receiver	R&S	ESCS30	100356	9KHz-2.75GHz	Jul. 13, 2006	Jul. 12, 2007	Radiation (03CH06-HY)
Controller	INN-CO	CO2000	N/A	N/A	N/A	N/A	Radiation (03CH06-HY)
Bilog Antenna	SCHAFFNER	CBL6112B	2885	30MHz -2GHz	Nov. 20, 2006	Nov. 19, 2007	Radiation (03CH06-HY)
Double Ridge Horn Antenna	Com-Power	AH118	10094	1G~18G	Dec. 26, 2006	Dec. 25, 2007	Radiation (03CH06-HY)
SHF-EHF Horn	SCHWARZBEC K	BBHA 9170	9170-249	14G - 40G	Nov. 20, 2006	Nov. 19, 2008	Radiation (03CH06-HY)
Pre Amplifier	Agilent	8449B	3008A01917	1G - 26.5G	Nov. 15, 2006	Nov. 14, 2007	Radiation (03CH06-HY)
Pre Amplifier	Mini Circuits	ZKL-2	D092004-1	10~2500MHz	Nov. 15, 2006	Nov. 14, 2007	Radiation (03CH06-HY)
Turn Table	INN-CO	DS2000	420/650/00	0 ~ 360 degree	N/A	N/A	Radiation (03CH06-HY)
Antenna Mast	INN-CO	MM3000	114/8000604/L	1 m - 4 m	N/A	N/A	Radiation (03CH06-HY)
Base Station Simulator	R & S	CMU200	106656	WCDMA	Nov. 20, 2006	Nov. 19, 2007	Radiation (03CH06-HY)



## 7. Uncertainty Evaluation

### Uncertainty of Conducted Emission Measurement (150kHz ~ 30MHz)

Contribution	Uncertainty of $x_i$		$u(x_i)$
	dB	Probability Distribution	
Receiver reading	0.10	Normal(k=2)	0.05
Cable loss	0.10	Normal(k=2)	0.05
AMN insertion loss	2.50	Rectangular	0.63
Receiver Spec	1.50	Rectangular	0.43
Site imperfection	1.39	Rectangular	0.80
Mismatch	+0.34/-0.35	U-shape	0.24
<b>combined standard uncertainty Uc(y)</b>	<b>1.13</b>		
<b>Measuring uncertainty for a level of confidence of 95% U=2Uc(y)</b>	<b>2.26</b>		

### Uncertainty of Radiated Emission Measurement (30MHz ~ 1000MHz)

Contribution	Uncertainty of $x_i$		$u(x_i)$
	dB	Probability Distribution	
Receiver reading	0.41	Normal(k=2)	0.21
Antenna factor calibration	0.83	Normal(k=2)	0.42
Cable loss calibration	0.25	Normal(k=2)	0.13
Pre Amplifier Gain calibration	0.27	Normal(k=2)	0.14
RCV/SPA specification	2.50	Rectangular	0.72
Antenna Factor Interpolation for Frequency	1.00	Rectangular	0.29
Site imperfection	1.43	Rectangular	0.83
Mismatch	+0.39/-0.41	U-shaped	0.28
<b>combined standard uncertainty Uc(y)</b>	<b>1.27</b>		
<b>Measuring uncertainty for a level of confidence of 95% U=2Uc(y)</b>	<b>2.54</b>		



**Uncertainty of Radiated Emission Measurement (1GHz ~ 40GHz)**

Contribution	Uncertainty of $x_i$		$u(x_i)$	$C_i$	$C_i * u(x_i)$
	dB	Probability Distribution			
Receiver reading	±0.10	Normal(k=1)	0.10	1	0.10
Antenna factor calibration	±1.70	Normal(k=2)	0.85	1	0.85
Cable loss calibration	±0.50	Normal(k=2)	0.25	1	0.25
Receiver Correction	±2.00	Rectangular	1.15	1	1.15
Antenna Factor Directional	±1.50	Rectangular	0.87	1	0.87
Site imperfection	±2.80	Triangular	1.14	1	1.14
Mismatch Receiver VSWR $\Gamma_1 = 0.197$ Antenna VSWR $\Gamma_2 = 0.194$ Uncertainty = $20 \log(1 - \Gamma_1 * \Gamma_2 * \Gamma_3)$	+0.34/-0.35	U-shaped	0.244	1	0.244
<b>Combined standard uncertainty <math>U_c(y)</math></b>	<b>2.36</b>				
<b>Measuring uncertainty for a level of confidence of 95% <math>U = 2U_e(y)</math></b>	<b>4.72</b>				