

Appendix A: Test Results of Radiated Emissions

<Adapter A>

Spurious Emissions, Tx Mode, 9kHz ~ 30MHz

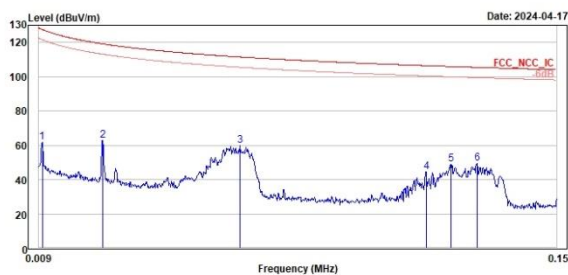
SRD 2.4GHz 2480MHz + WiFi 2.4G 802.11ax HE20_2412MHz + WiFi 5G 802.11ax HE40_5550MHz + Bluetooth 8DPSK_2441MHz

9kHz~150kHz (Open)

150kHz~30MHz (Open)



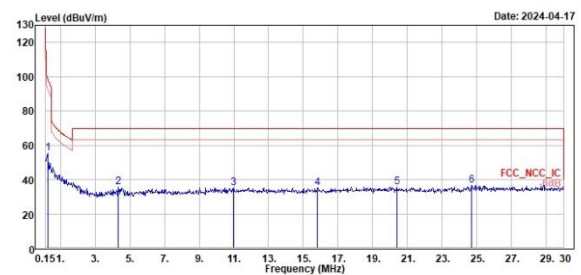
TÜV Rheinland Taiwan Ltd.
No. 458-18, Sec. 2, Fenliao, Linkou Dist., New Taipei City 244, Taiwan(R.O.C.)
Tel: +886-2172-1000 Fax: +886-2172-1322



Peak	Freq (MHz)	Level (dBuV/m)	Read Level (dBuV)	Factor (dB/m)	Limit Line (dBuV/m)	Over Limit (dB)	APos (cm)	TPos (deg)	Remark	Pol/Phase	Note
1	0.01	61.84	43.53	18.31	127.60	-65.76	100	102	Peak	Open	
2	0.03	62.69	42.88	19.81	119.13	-56.44	100	360	Peak	Open	
3	0.06	59.95	41.18	18.77	111.49	-51.54	100	234	Peak	Open	
4	0.11	44.47	25.87	18.60	106.42	-61.95	100	240	Peak	Open	
5	0.12	49.01	30.37	18.64	105.92	-56.91	100	233	Peak	Open	
6	0.13	49.65	30.97	18.68	105.43	-55.78	100	234	Peak	Open	



TÜV Rheinland Taiwan Ltd.
No. 458-18, Sec. 2, Fenliao, Linkou Dist., New Taipei City 244, Taiwan(R.O.C.)
Tel: +886-2172-1000 Fax: +886-2172-1322



Peak	Freq (MHz)	Level (dBuV/m)	Read Level (dBuV)	Factor (dB/m)	Limit Line (dBuV/m)	Over Limit (dB)	APos (cm)	TPos (deg)	Remark	Pol/Phase	Note
1	0.27	55.34	36.29	19.05	98.99	-43.65	100	236	Peak	Open	
2	4.33	35.59	16.10	19.49	69.50	-33.91	100	240	Peak	Open	
3	10.99	35.21	13.81	21.40	69.50	-34.29	100	114	Peak	Open	
4	15.82	35.21	13.44	21.77	69.50	-34.29	100	179	Peak	Open	
5	20.39	35.68	13.28	22.40	69.50	-33.82	100	108	Peak	Open	
6	24.69	36.79	14.06	22.73	69.50	-32.71	100	41	Peak	Open	

Spurious Emissions, Tx Mode, 30MHz ~ 1GHz

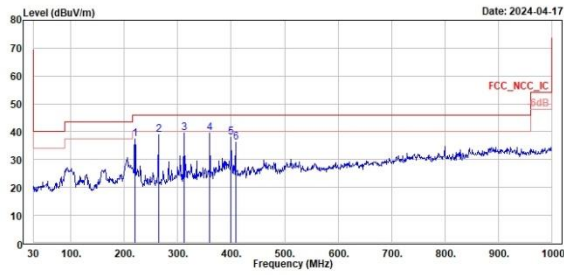
SRD 2.4GHz 2480MHz + WiFi 2.4G 802.11ax HE20_2412MHz + WiFi 5G 802.11ax HE40_5550MHz + Bluetooth 8DPSK_2441MHz

Horizontal

Vertical



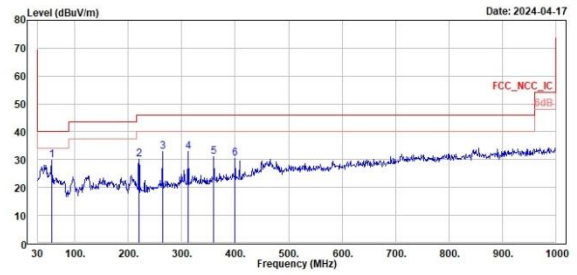
TUV Rheinland Taiwan Ltd.
No. 458-18, Sec 2, Fenliao, Linkou Dist., New Taipei City 244, Taiwan(R.O.C.)
Tel: +886-2172-1000 Fax: +886-2172-1322



Peak	Freq (MHz)	Level (dBuV/m)	Read Level (dBuV)	Level Factor (dB/m)	Limit Line (dBuV/m)	Over Limit (dB)	APos (cm)	TPos (deg)	Remark	Pol/Phase	Note
1	228.12	37.51	46.14	-8.63	46.00	-8.49	100	256	Peak	Horizontal	
2	263.77	38.79	45.52	-6.73	46.00	-7.21	100	302	Peak	Horizontal	
3	312.27	39.68	45.07	-5.39	46.00	-6.32	100	253	Peak	Horizontal	
4	359.80	39.42	43.73	-4.31	46.00	-6.58	100	290	Peak	Horizontal	
5	399.57	38.14	41.69	-3.55	46.00	-7.86	100	65	Peak	Horizontal	
6	408.30	36.24	39.64	-3.40	46.00	-9.76	100	79	Peak	Horizontal	



TUV Rheinland Taiwan Ltd.
No. 458-18, Sec 2, Fenliao, Linkou Dist., New Taipei City 244, Taiwan(R.O.C.)
Tel: +886-2172-1000 Fax: +886-2172-1322



Peak	Freq (MHz)	Level (dBuV/m)	Read Level (dBuV)	Level Factor (dB/m)	Limit Line (dBuV/m)	Over Limit (dB)	APos (cm)	TPos (deg)	Remark	Pol/Phase	Note
1	56.19	29.75	36.81	-6.26	46.00	-10.25	100	271	Peak	Vertical	
2	228.12	30.18	38.81	-8.63	46.00	-15.82	100	117	Peak	Vertical	
3	263.77	32.74	39.47	-6.73	46.00	-13.26	100	149	Peak	Vertical	
4	312.27	32.91	38.30	-5.39	46.00	-13.09	100	193	Peak	Vertical	
5	359.80	31.15	35.46	-4.31	46.00	-14.85	100	293	Peak	Vertical	
6	399.57	30.30	33.85	-3.55	46.00	-15.70	100	179	Peak	Vertical	

Spurious Emissions, Tx Mode, 1GHz ~ 40GHz

SRD 2.4GHz 2480MHz + WiFi 2.4G 802.11ax HE20_2412MHz + WiFi 5G 802.11ax HE40_5550MHz + Bluetooth 8DPSK_2441MHz

(Horizontal) Peak

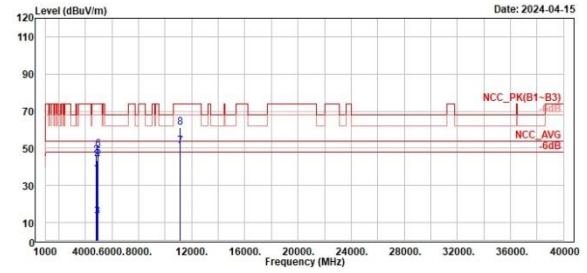
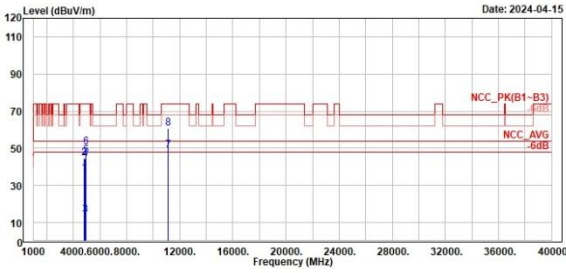
(Vertical) Peak



TUV Rheinland Taiwan Ltd.
No. 458-18, Sec 2, Fenliao, Linkou Dist., New Taipei City 244, Taiwan(R.O.C.)
Tel: +886-2172-1000 Fax: +886-2172-1322



TUV Rheinland Taiwan Ltd.
No. 458-18, Sec 2, Fenliao, Linkou Dist., New Taipei City 244, Taiwan(R.O.C.)
Tel: +886-2172-1000 Fax: +886-2172-1322



Line	Freq	Level	Read	Limit	Over	APos	TPos	Remark	Pol/Phase	Note
	MHz	dBuV/m	dBuV	dB/m	dBuV/m	dB	cm	deg		
1	4824.00	36.55	44.50	-7.95	54.00	-17.45	200	291 Average	Horizontal	
2	4824.00	44.57	52.52	-7.95	74.00	-29.43	200	291 Peak	Horizontal	
3	4882.00	14.25	22.17	-7.92	54.00	-39.75	300	88 Average	Horizontal CF	
4	4882.00	44.35	52.27	-7.92	74.00	-29.65	300	88 Peak	Horizontal	
5	4960.00	46.18	53.97	-7.79	54.00	-7.82	100	44 Average	Horizontal	
6	4960.00	50.58	58.39	-7.79	74.00	-23.40	100	44 Peak	Horizontal	
7	11100.00	48.70	48.20	0.50	54.00	-5.30	200	283 Average	Horizontal	
8	11100.00	60.80	60.30	0.50	74.00	-13.20	200	283 Peak	Horizontal	

Line	Freq	Level	Read	Limit	Over	APos	TPos	Remark	Pol/Phase	Note
	MHz	dBuV/m	dBuV	dB/m	dBuV/m	dB	cm	deg		
1	4824.00	36.01	43.96	-7.95	54.00	-17.99	100	177 Average	Vertical	
2	4824.00	46.17	54.12	-7.95	74.00	-27.83	100	177 Peak	Vertical	
3	4882.00	13.42	21.34	-7.92	54.00	-40.58	100	83 Average	Vertical CF	
4	4882.00	43.52	51.44	-7.92	74.00	-30.48	100	83 Peak	Vertical	
5	4960.00	45.33	53.12	-7.79	54.00	-8.67	100	158 Average	Vertical	
6	4960.00	49.36	57.15	-7.79	74.00	-24.64	100	158 Peak	Vertical	
7	11100.00	50.87	50.37	0.50	54.00	-3.13	300	344 Average	Vertical	
8	11100.00	61.26	60.76	0.50	74.00	-12.74	300	344 Peak	Vertical	

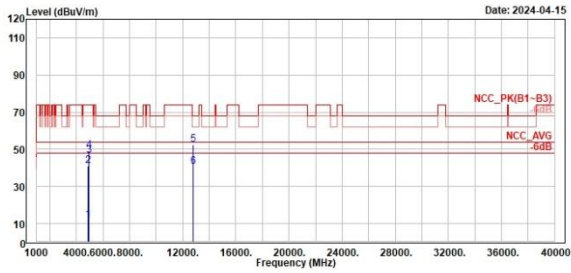
SRD 2.4GHz 2480MHz + WiFi 6G 802.11ax HE80_6385MHz + Bluetooth 8DPSK_2441MHz

(Horizontal) Peak

(Vertical) Peak



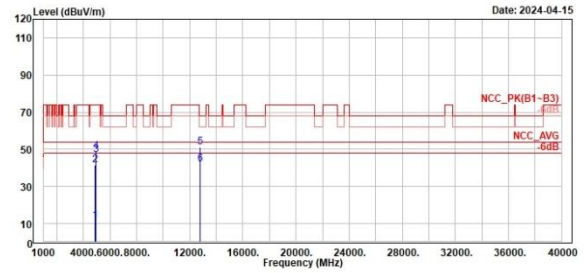
TUV Rheinland Taiwan Ltd.
No. 458-18, Sec 2, Fenliao, Linkou Dist., New Taipei City 244, Taiwan(R.O.C.)
Tel: +886-2172-1000 Fax: +886-2172-1322



Line	Freq (MHz)	Level (dBuV/m)	Read Level (dBuV)	Factor (dB/m)	Limit Line (dBuV/m)	Over Limit (dB)	APos (cm)	TPos (deg)	Remark	Pol/Phase	Note
1	4882.00	12.08	28.00	-7.92	54.00	-41.92	180	77	Average	Horizontal	CF
2	4882.00	41.18	49.10	-7.92	74.00	-32.82	180	77	Peak	Horizontal	
3	4968.00	46.63	54.42	-7.79	74.00	-27.37	300	174	Average	Horizontal	
4	4968.00	49.18	56.97	-7.79	74.00	-24.82	300	174	Peak	Horizontal	
5	12778.00	52.53	49.57	2.96	68.20	-15.67	300	296	Peak	Horizontal	
6	12778.00	48.53	37.57	2.96	68.20	-27.67	300	296	RMS	Horizontal	



TUV Rheinland Taiwan Ltd.
No. 458-18, Sec 2, Fenliao, Linkou Dist., New Taipei City 244, Taiwan(R.O.C.)
Tel: +886-2172-1000 Fax: +886-2172-1322



Line	Freq (MHz)	Level (dBuV/m)	Read Level (dBuV)	Factor (dB/m)	Limit Line (dBuV/m)	Over Limit (dB)	APos (cm)	TPos (deg)	Remark	Pol/Phase	Note
1	4882.00	11.42	19.34	-7.92	54.00	-42.58	200	43	Average	Vertical	CF
2	4882.00	41.52	49.44	-7.92	74.00	-32.48	200	43	Peak	Vertical	
3	4968.00	47.19	54.98	-7.79	74.00	-26.81	100	28	Average	Vertical	
4	4968.00	49.02	56.81	-7.79	74.00	-24.98	100	28	Peak	Vertical	
5	12778.00	51.21	48.25	2.96	68.20	-16.99	100	331	Peak	Vertical	
6	12778.00	42.15	39.19	2.96	68.20	-26.05	100	331	RMS	Vertical	

<Adapter A + Adapter B>
Spurious Emissions, Tx Mode, 9kHz ~ 30MHz

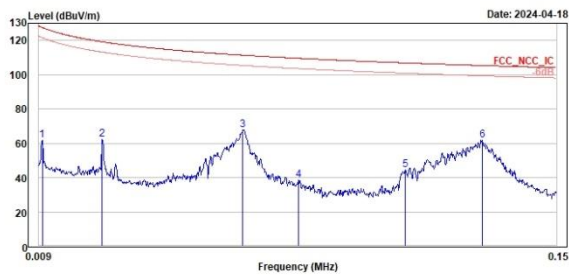
SRD 2.4GHz 2480MHz + WiFi 2.4G 802.11ax HE20_2412MHz + WiFi 5G 802.11ax
HE40_5550MHz + Bluetooth 8DPSK_2441MHz

9kHz~150kHz (Open)

150kHz~30MHz (Open)



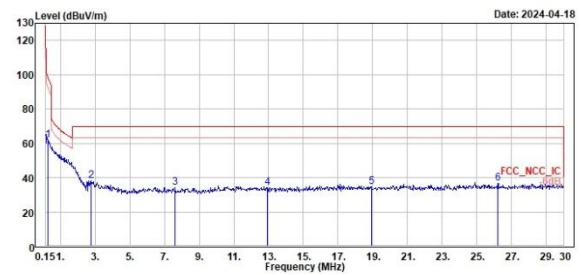
TUV Rheinland Taiwan Ltd.
No. 458-18, Sec 2, Fenliao, Linkou Dist., New Taipei City 244, Taiwan(R.O.C.)
Tel: +886-2172-1000 Fax: +886-2172-1322



Peak	Freq (MHz)	Level (dBuV/m)	Read Level (dBuV)	Factor (dB/m)	Limit Line (dBuV/m)	Over Limit (dB)	APos (cm)	TPos (deg)	Remark	Pol/Phase	Note
1	0.01	61.66	43.35	18.31	127.60	-65.94	100	222	Peak	Open	
2	0.03	62.06	42.25	19.81	119.18	-57.12	100	337	Peak	Open	
3	0.06	67.75	48.99	18.76	111.40	-43.65	100	147	Peak	Open	
4	0.08	38.36	19.84	18.52	109.57	-71.21	100	196	Peak	Open	
5	0.11	44.53	25.97	18.56	106.86	-62.33	100	162	Peak	Open	
6	0.13	61.77	43.00	18.69	105.33	-43.56	100	193	Peak	Open	



TUV Rheinland Taiwan Ltd.
No. 458-18, Sec 2, Fenliao, Linkou Dist., New Taipei City 244, Taiwan(R.O.C.)
Tel: +886-2172-1000 Fax: +886-2172-1322



Peak	Freq (MHz)	Level (dBuV/m)	Read Level (dBuV)	Factor (dB/m)	Limit Line (dBuV/m)	Over Limit (dB)	APos (cm)	TPos (deg)	Remark	Pol/Phase	Note
1	0.27	61.69	42.64	19.05	98.99	-37.30	100	148	Peak	Open	
2	2.78	37.82	18.75	19.07	69.50	-31.68	100	217	Peak	Open	
3	7.61	33.97	13.17	20.80	69.50	-35.53	100	233	Peak	Open	
4	12.93	34.34	12.91	21.43	69.50	-35.16	100	173	Peak	Open	
5	18.93	34.42	11.96	22.46	69.50	-35.08	100	127	Peak	Open	
6	26.21	36.57	13.91	22.66	69.50	-32.93	100	168	Peak	Open	

Spurious Emissions, Tx Mode, 30MHz ~ 1GHz

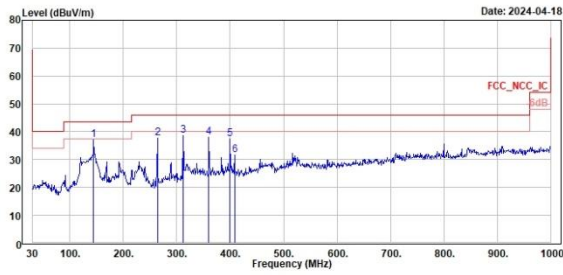
SRD 2.4GHz 2480MHz + WiFi 2.4G 802.11ax HE20_2412MHz + WiFi 5G 802.11ax HE40_5550MHz + Bluetooth 8DPSK_2441MHz

Horizontal

Vertical



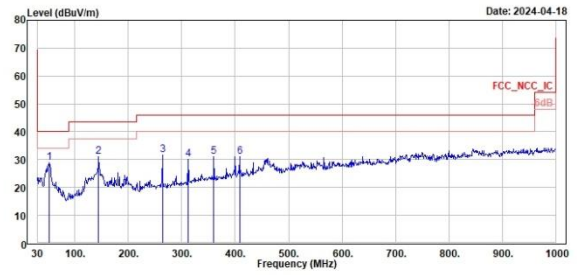
TUV Rheinland Taiwan Ltd.
No. 458-18, Sec 2, Fenliao, Linkou Dist., New Taipei City 244, Taiwan(R.O.C.)
Tel: +886-2172-1000 Fax: +886-2172-1322



Peak	Freq (MHz)	Level (dBuV/m)	Read Level (dBuV)	Factor (dB)	Limit Line (dBuV/m)	Over Limit (dB)	APos (cm)	TPos (deg)	Remark	Pol/Phase	Note
1	144.46	37.25	43.97	-6.72	43.50	-6.25	200	86	Peak	Horizontal	
2	263.77	37.70	44.43	-6.73	46.00	-8.30	100	160	Peak	Horizontal	
3	312.27	38.77	44.16	-5.39	46.00	-7.23	100	150	Peak	Horizontal	
4	359.80	38.13	42.44	-4.31	46.00	-7.87	100	113	Peak	Horizontal	
5	399.57	37.47	41.02	-3.55	46.00	-8.53	100	57	Peak	Horizontal	
6	408.30	31.60	35.00	-3.40	46.00	-14.40	100	234	Peak	Horizontal	



TUV Rheinland Taiwan Ltd.
No. 458-18, Sec 2, Fenliao, Linkou Dist., New Taipei City 244, Taiwan(R.O.C.)
Tel: +886-2172-1000 Fax: +886-2172-1322



Peak	Freq (MHz)	Level (dBuV/m)	Read Level (dBuV)	Factor (dB)	Limit Line (dBuV/m)	Over Limit (dB)	APos (cm)	TPos (deg)	Remark	Pol/Phase	Note
1	52.31	28.81	34.00	-5.99	40.00	-11.19	100	310	Peak	Vertical	
2	144.46	30.97	37.69	-6.72	43.50	-12.53	200	22	Peak	Vertical	
3	263.77	31.78	38.51	-6.73	46.00	-14.22	100	41	Peak	Vertical	
4	312.27	30.00	35.39	-5.39	46.00	-16.00	200	157	Peak	Vertical	
5	359.80	30.97	35.28	-4.31	46.00	-15.03	100	48	Peak	Vertical	
6	408.30	31.15	34.55	-3.40	46.00	-14.85	100	8	Peak	Vertical	