

Appendix B: Test Results of Radiation Spurious Emissions & Mains

Conducted Emission

<Adapter A>

Band Edges, 4.5GHz ~ 5.15GHz

U-NII-1

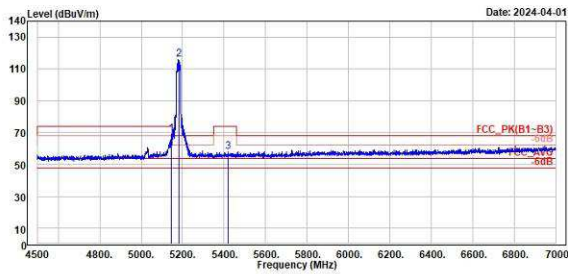
802.11a

CH 36 (Horizontal) Peak

CH 36 (Vertical) Peak



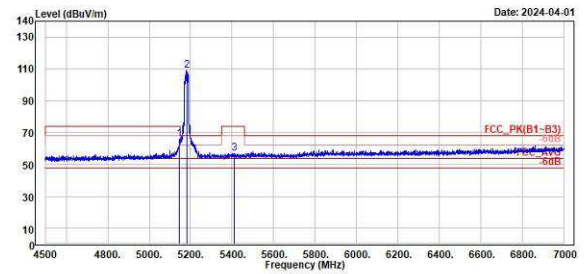
TUV Rheinland Taiwan Ltd.
No. 438-18, Sec. 2, Fenliao, Linkou Dist., New Taipei City 244, Taiwan(R.O.C.)
Tel:-886-2172-1000 Fax:-886-2172-1322



Peak	Freq	Level	Read	Limit	Over	Apos	TPos	Remark	Pol/Phase	Note
	MHz	dBuV/m	dBuV	dB/m	dBuV/m	dB	cm	deg		
1	5147.00	68.98	25.80	43.18	74.00	-5.02	365	152 Peak	Horizontal	
2 *	5180.00	116.03	72.69	43.34	68.20	47.83	365	152 Peak	Horizontal	
3	5426.50	57.91	14.12	43.79	74.00	-16.09	365	152 Peak	Horizontal	



TUV Rheinland Taiwan Ltd.
No. 438-18, Sec. 2, Fenliao, Linkou Dist., New Taipei City 244, Taiwan(R.O.C.)
Tel:-886-2172-1000 Fax:-886-2172-1322



Peak	Freq	Level	Read	Limit	Over	Apos	TPos	Remark	Pol/Phase	Note
	MHz	dBuV/m	dBuV	dB/m	dBuV/m	dB	cm	deg		
1	5147.00	66.01	22.83	43.18	74.00	-7.99	100	77 Peak	Vertical	
2 *	5180.00	109.29	65.95	43.34	68.20	41.00	100	77 Peak	Vertical	
3	5416.50	56.97	13.12	43.85	74.00	-17.03	100	77 Peak	Vertical	

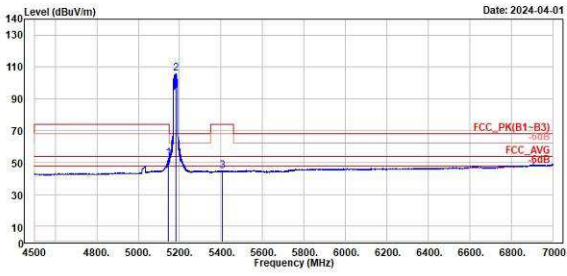
802.11a

CH 36 (Horizontal) Average

CH 36 (Vertical) Average



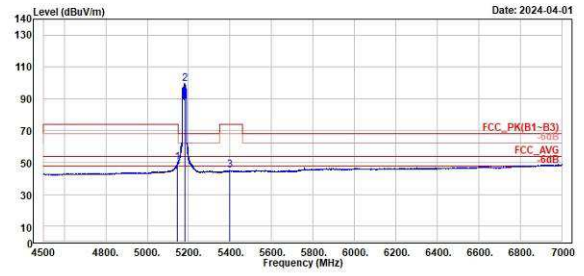
TUV Rheinland Taiwan Ltd.
No. 438-18, Sec 2, Fenliiao, Linkou Dist., New Taipei City 244, Taiwan(R.O.C.)
Tel: +886-2172-1000 Fax: +886-2172-1322



Read	Limit	Over	APos	TPos	Remark	Pol/Phase	Note
Level	Line	Limit					
Factor							
dBuV	dB/m	dBuV/m	dB	cm	deg		
1 5147.00	52.65	9.47	43.18	54.00	-1.35	365	152 Average Horizontal
2 * 5180.00	105.95	62.61	43.34	54.00	51.95	365	152 Average Horizontal
3 5486.50	44.96	1.10	43.86	54.00	-9.04	365	152 Average Horizontal



TUV Rheinland Taiwan Ltd.
No. 438-18, Sec 2, Fenliiao, Linkou Dist., New Taipei City 244, Taiwan(R.O.C.)
Tel: +886-2172-1000 Fax: +886-2172-1322



Read	Limit	Over	APos	TPos	Remark	Pol/Phase	Note
Level	Line	Limit					
Factor							
dBuV	dB/m	dBuV/m	dB	cm	deg		
1 5147.00	49.99	6.81	43.18	54.00	-4.01	100	77 Average Vertical
2 * 5180.00	99.48	55.14	43.34	54.00	45.48	100	77 Average Vertical
3 5398.00	44.99	1.11	43.88	54.00	-9.01	100	77 Average Vertical

802.11a

CH 40 (Horizontal) Peak

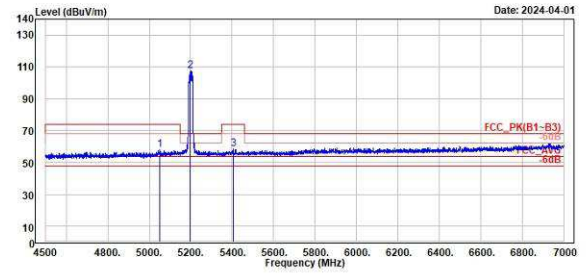
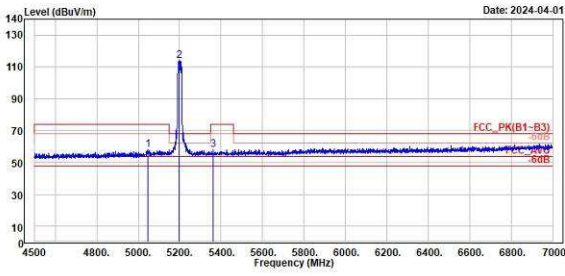
CH 40 (Vertical) Peak



TUV Rheinland Taiwan Ltd.
No. 438-18, Sec 2, Fenliiao, Linkou Dist., New Taipei City 244, Taiwan(R.O.C.)
Tel: +886-2172-1000 Fax: +886-2172-1322



TUV Rheinland Taiwan Ltd.
No. 438-18, Sec 2, Fenliiao, Linkou Dist., New Taipei City 244, Taiwan(R.O.C.)
Tel: +886-2172-1000 Fax: +886-2172-1322



Peak	Freq (MHz)	Level (dBuV/m)	Read Level (dBuV)	Factor (dB/m)	Limit Line (dBuV/m)	Over Limit (dB)	APos (cm)	TPos (deg)	Remark	Pol/Phase	Note
1	5045.50	58.00	14.91	43.09	74.00	-16.00	400	166	Peak	Horizontal	
2	5200.00	114.16	70.73	43.43	69.29	45.06	400	166	Peak	Horizontal	
3	5361.00	58.29	14.89	43.40	74.00	-15.71	400	166	Peak	Horizontal	

Peak	Freq (MHz)	Level (dBuV/m)	Read Level (dBuV)	Factor (dB/m)	Limit Line (dBuV/m)	Over Limit (dB)	APos (cm)	TPos (deg)	Remark	Pol/Phase	Note
1	5049.50	58.03	14.92	43.11	74.00	-15.97	106	69	Peak	Vertical	
2	5200.00	107.72	64.29	43.43	69.29	39.52	106	69	Peak	Vertical	
3	5405.00	58.62	14.75	43.87	74.00	-15.38	106	69	Peak	Vertical	

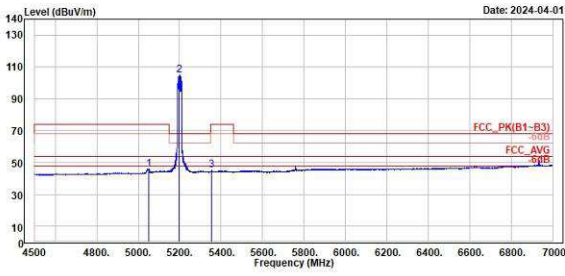
802.11a

CH 40 (Horizontal) Average

CH 40 (Vertical) Average



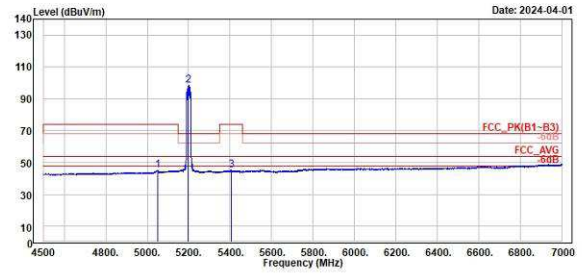
TUV Rheinland Taiwan Ltd.
No. 438-18, Sec 2, Fenliiao, Linkou Dist., New Taipei City 244, Taiwan(R.O.C.)
Tel: +886-2172-1000 Fax: +886-2172-1322



1	2	3							
Freq	Level	Read	Limit	Over	APos	TPos	Remark	Pol/Phase	Note
MHz	dBuV/m	dBuV	dB/m	dBuV/m	dB	cm	deg		
1	5856.00	45.83	2.72	43.11	54.00	-8.17	400	166 Average	Horizontal
2	5200.00	104.73	61.30	43.43	54.00	50.73	400	166 Average	Horizontal
3	5353.50	45.21	1.91	43.30	54.00	-8.79	400	166 Average	Horizontal



TUV Rheinland Taiwan Ltd.
No. 438-18, Sec 2, Fenliiao, Linkou Dist., New Taipei City 244, Taiwan(R.O.C.)
Tel: +886-2172-1000 Fax: +886-2172-1322



1	2	3							
Freq	Level	Read	Limit	Over	APos	TPos	Remark	Pol/Phase	Note
MHz	dBuV/m	dBuV	dB/m	dBuV/m	dB	cm	deg		
1	5852.50	45.06	1.96	43.10	54.00	-8.94	186	69 Average	Vertical
2	5200.00	90.34	54.91	43.43	54.00	46.91	186	69 Average	Vertical
3	5407.50	45.37	1.51	43.86	54.00	-8.63	186	69 Average	Vertical

802.11a

CH 48 (Horizontal) Peak

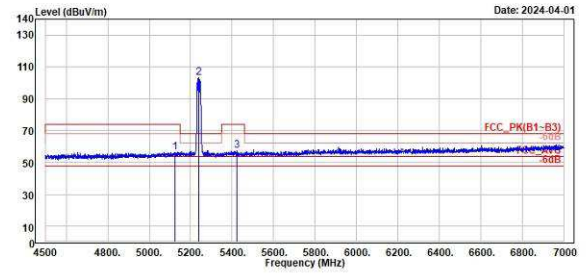
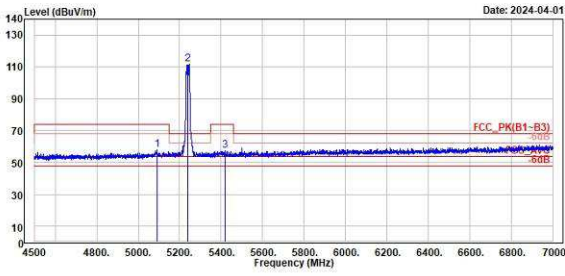
CH 48 (Vertical) Peak



TUV Rheinland Taiwan Ltd.
No. 438-18, Sec 2, Fenliao, Linkou Dist., New Taipei City 244, Taiwan(R.O.C.)
Tel: +886-2172-1000 Fax: +886-2172-1322



TUV Rheinland Taiwan Ltd.
No. 438-18, Sec 2, Fenliao, Linkou Dist., New Taipei City 244, Taiwan(R.O.C.)
Tel: +886-2172-1000 Fax: +886-2172-1322



Peak	Freq (MHz)	Level (dBuV/m)	Read Level (dBuV)	Factor (dB/m)	Limit Line (dBuV/m)	Over Limit (dB)	APos (cm)	TPos (deg)	Remark	Pol/Phase	Note
1	5092.50	57.85	14.78	43.07	74.00	-16.15	305	150	Peak	Horizontal	
2	5240.00	111.55	68.32	43.23	74.00	37.55	305	150	Peak	Horizontal	
3	5419.50	57.37	13.58	43.79	74.00	-16.63	305	150	Peak	Horizontal	

Peak	Freq (MHz)	Level (dBuV/m)	Read Level (dBuV)	Factor (dB/m)	Limit Line (dBuV/m)	Over Limit (dB)	APos (cm)	TPos (deg)	Remark	Pol/Phase	Note
1	5124.00	56.48	13.28	43.12	74.00	-17.52	117	172	Peak	Vertical	
2	5240.00	103.22	59.99	43.23	74.00	29.22	117	172	Peak	Vertical	
3	5424.00	57.55	13.77	43.78	74.00	-16.45	117	172	Peak	Vertical	

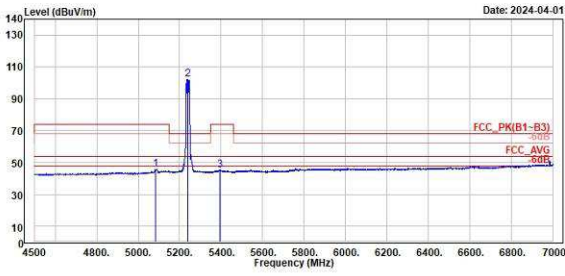
802.11a

CH 48 (Horizontal) Average

CH 48 (Vertical) Average



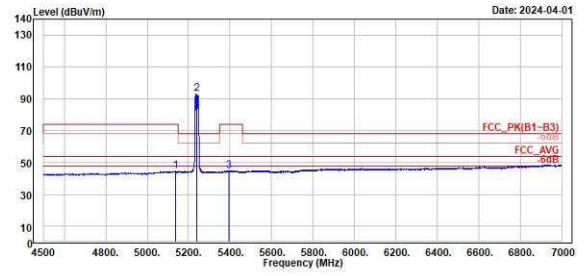
TUV Rheinland Taiwan Ltd.
No. 438-18, Sec 2, Fenliiao, Linkou Dist., New Taipei City 244, Taiwan(R.O.C.)
Tel: +886-2172-1000 Fax: +886-2172-1322



Read	Limit	Over	APos	TPos	Remark	Pol/Phase	Note	
Freq	Level	Level	Factor	Line	Limit			
MHz	dBuV/m	dBuV	dB/m	dBuV/m	dB	cm	deg	
1	5885.58	45.84	2.77	43.07	54.00	-8.16	305	150 Average Horizontal
2 *	5348.00	102.18	58.95	43.23	54.00	48.18	305	150 Average Horizontal
3	5394.00	45.20	1.38	43.82	54.00	-8.80	305	150 Average Horizontal



TUV Rheinland Taiwan Ltd.
No. 438-18, Sec 2, Fenliiao, Linkou Dist., New Taipei City 244, Taiwan(R.O.C.)
Tel: +886-2172-1000 Fax: +886-2172-1322



Read	Limit	Over	APos	TPos	Remark	Pol/Phase	Note	
Freq	Level	Level	Factor	Line	Limit			
MHz	dBuV/m	dBuV	dB/m	dBuV/m	dB	cm	deg	
1	5138.00	44.58	1.42	43.16	54.00	-9.42	117	172 Average Vertical
2 *	5348.00	99.06	49.83	43.23	54.00	39.86	117	172 Average Vertical
3	5394.50	44.82	1.80	43.82	54.00	-9.18	117	172 Average Vertical

802.11ax HE20

CH 36 (Horizontal) Peak

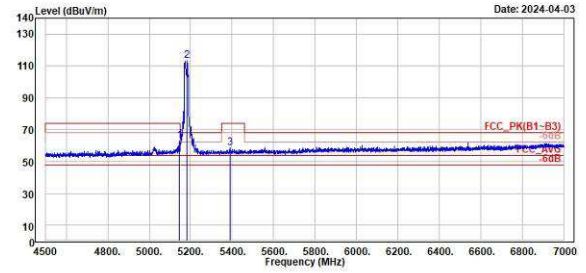
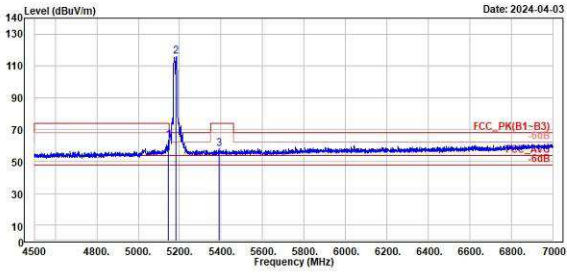
CH 36 (Vertical) Peak



TUV Rheinland Taiwan Ltd.
No. 438-18, Sec. 2, Fenliao, Linkou Dist., New Taipei City 244, Taiwan(R.O.C.)
Tel: +886-2172-1000 Fax: +886-2172-1322



TUV Rheinland Taiwan Ltd.
No. 438-18, Sec. 2, Fenliao, Linkou Dist., New Taipei City 244, Taiwan(R.O.C.)
Tel: +886-2172-1000 Fax: +886-2172-1322



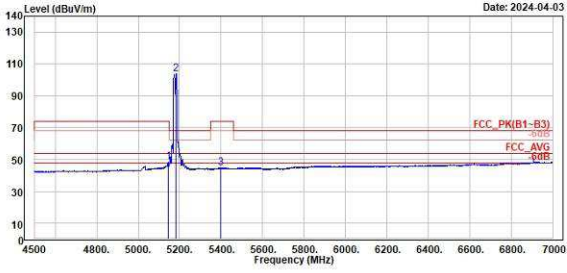
802.11ax HE20

CH 36 (Horizontal) Average

CH 36 (Vertical) Average



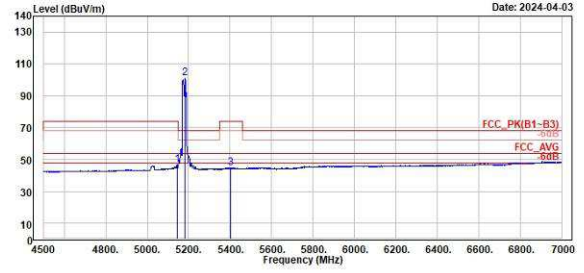
TUV Rheinland Taiwan Ltd.
No. 438-18, Sec 2, Fenliiao, Linkou Dist., New Taipei City 244, Taiwan(R.O.C.)
Tel: +886-2172-1000 Fax: +886-2172-1322



Read	Limit	Over	APos	TPos	Remark	Pol/Phase	Note	
Freq	Level	Level	Factor	Line	Limit			
MHz	dBuV/m	dBuV	dB/m	dBuV/m	dB	cm	deg	
1	5145.00	48.33	5.15	43.18	54.00	-5.67	383	155 Average Horizontal
2	5180.00	103.91	60.57	43.34	54.00	49.91	383	155 Average Horizontal
3	5400.00	44.00	0.50	43.90	54.00	-9.20	383	155 Average Horizontal



TUV Rheinland Taiwan Ltd.
No. 438-18, Sec 2, Fenliiao, Linkou Dist., New Taipei City 244, Taiwan(R.O.C.)
Tel: +886-2172-1000 Fax: +886-2172-1322



Read	Limit	Over	APos	TPos	Remark	Pol/Phase	Note	
Freq	Level	Level	Factor	Line	Limit			
MHz	dBuV/m	dBuV	dB/m	dBuV/m	dB	cm	deg	
1	5143.50	46.61	3.43	43.18	54.00	-7.39	278	87 Average Vertical
2	5180.00	100.90	57.56	43.34	54.00	46.90	278	87 Average Vertical
3	5403.50	44.67	0.79	43.88	54.00	-9.33	278	87 Average Vertical

802.11ax HE20

CH 40 (Horizontal) Peak

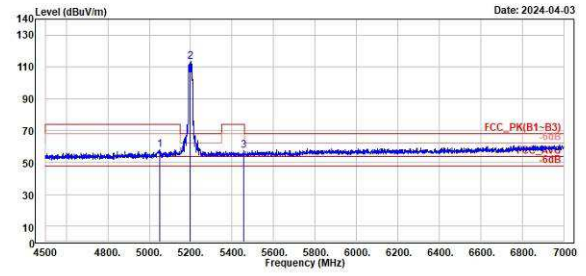
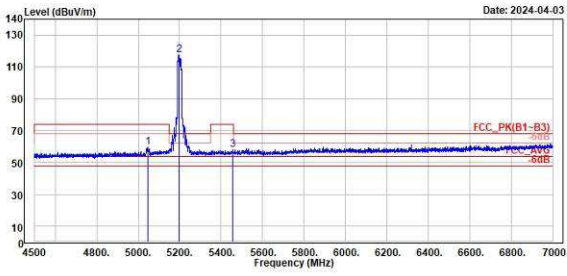
CH 40 (Vertical) Peak



TUV Rheinland Taiwan Ltd.
No. 438-18, Sec 2, Fenliao, Linkou Dist., New Taipei City 244, Taiwan(R.O.C.)
Tel: +886-2172-1000 Fax: +886-2172-1322



TUV Rheinland Taiwan Ltd.
No. 438-18, Sec 2, Fenliao, Linkou Dist., New Taipei City 244, Taiwan(R.O.C.)
Tel: +886-2172-1000 Fax: +886-2172-1322



Peak	Freq (MHz)	Level (dBuV/m)	Read Level (dBuV)	Factor (dB/m)	Limit Line (dBuV/m)	Over Limit (dB)	APos (cm)	TPos (deg)	Remark	Pol/Phase	Note
1	5845.58	59.58	16.49	43.09	74.00	-14.42	381	153	Peak	Horizontal	
2	5200.00	117.63	74.20	43.43	74.00	43.20	381	153	Peak	Horizontal	
3	5457.00	57.88	14.23	43.65	74.00	-16.12	381	153	Peak	Horizontal	

Peak	Freq (MHz)	Level (dBuV/m)	Read Level (dBuV)	Factor (dB/m)	Limit Line (dBuV/m)	Over Limit (dB)	APos (cm)	TPos (deg)	Remark	Pol/Phase	Note
1	5849.50	58.03	14.92	43.11	74.00	-15.97	279	90	Peak	Vertical	
2	5200.00	113.18	69.75	43.43	74.00	44.98	279	90	Peak	Vertical	
3	5456.50	57.25	13.60	43.65	74.00	-16.75	279	90	Peak	Vertical	

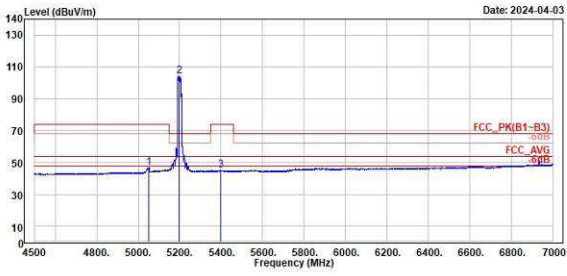
802.11ax HE20

CH 40 (Horizontal) Average

CH 40 (Vertical) Average



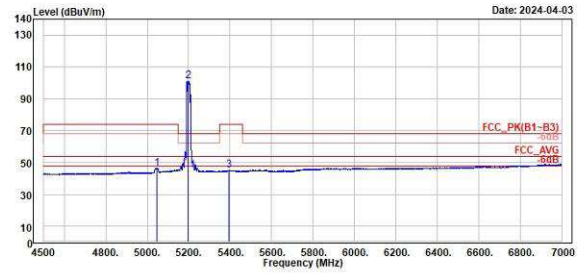
TÜV Rheinland Taiwan Ltd.
No. 438-18, Sec 2, Fenliiao, Linkou Dist., New Taipei City 244, Taiwan(R.O.C.)
Tel: +886-2172-1000 Fax: +886-2172-1322



1	2	3
Read Level	Read Level	Read Level
Factor	Factor	Factor
Limit Line	Limit Line	Limit Line
Over Limit	Over Limit	Over Limit
APos	APos	APos
TPos	TPos	TPos
Remark	Remark	Remark
Pol/Phase	Pol/Phase	Pol/Phase
Note	Note	Note
5852.00	5398.00	5397.00
47.18	104.56	45.41
3.99	61.13	1.55
43.11	43.43	43.86
54.00	54.00	54.00
-6.90	50.56	-8.59
381	381	381
153	153	153
Average	Average	Average
Horizontal	Horizontal	Horizontal



TÜV Rheinland Taiwan Ltd.
No. 438-18, Sec 2, Fenliiao, Linkou Dist., New Taipei City 244, Taiwan(R.O.C.)
Tel: +886-2172-1000 Fax: +886-2172-1322



1	2	3
Read Level	Read Level	Read Level
Factor	Factor	Factor
Limit Line	Limit Line	Limit Line
Over Limit	Over Limit	Over Limit
APos	APos	APos
TPos	TPos	TPos
Remark	Remark	Remark
Pol/Phase	Pol/Phase	Pol/Phase
Note	Note	Note
5845.00	5398.00	5395.00
46.18	101.08	45.06
3.09	57.65	1.23
43.09	43.43	43.83
54.00	54.00	54.00
-7.82	47.08	-8.94
279	279	279
90	90	90
Average	Average	Average
Vertical	Vertical	Vertical

802.11ax HE20

CH 48 (Horizontal) Peak

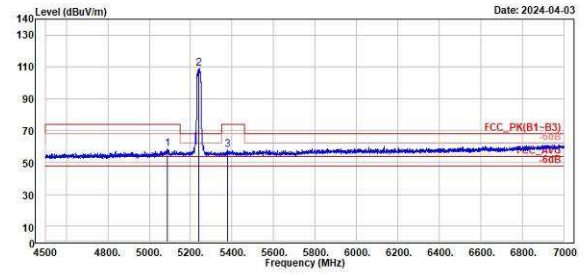
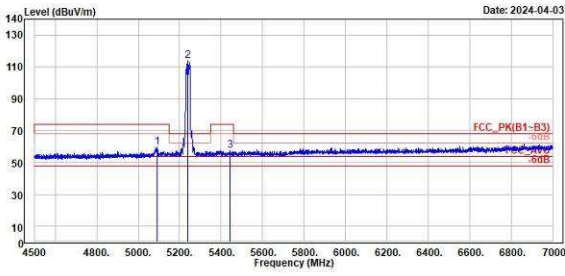
CH 48 (Vertical) Peak



TUV Rheinland Taiwan Ltd.
No. 438-18, Sec 2, Fenliiao, Linkou Dist., New Taipei City 244, Taiwan(R.O.C.)
Tel: +886-2172-1000 Fax: +886-2172-1322



TUV Rheinland Taiwan Ltd.
No. 438-18, Sec 2, Fenliiao, Linkou Dist., New Taipei City 244, Taiwan(R.O.C.)
Tel: +886-2172-1000 Fax: +886-2172-1322



Peak	Freq (MHz)	Level (dBuV/m)	Read Level (dBuV)	Factor (dB/m)	Limit Line (dBuV/m)	Over Limit (dB)	APos (cm)	TPos (deg)	Remark	Pol/Phase	Note
1	5091.50	59.40	16.33	43.07	74.00	-14.60	374	173	Peak	Horizontal	
2	5240.00	113.02	70.59	43.23	68.29	45.62	374	173	Peak	Horizontal	
3	5442.00	57.41	13.73	43.68	74.00	-16.59	374	173	Peak	Horizontal	

Peak	Freq (MHz)	Level (dBuV/m)	Read Level (dBuV)	Factor (dB/m)	Limit Line (dBuV/m)	Over Limit (dB)	APos (cm)	TPos (deg)	Remark	Pol/Phase	Note
1	5009.50	58.50	15.44	43.06	74.00	-15.50	235	90	Peak	Vertical	
2	5240.00	109.07	65.84	43.23	68.29	40.87	235	90	Peak	Vertical	
3	5376.50	57.00	14.20	43.60	74.00	-16.20	235	90	Peak	Vertical	

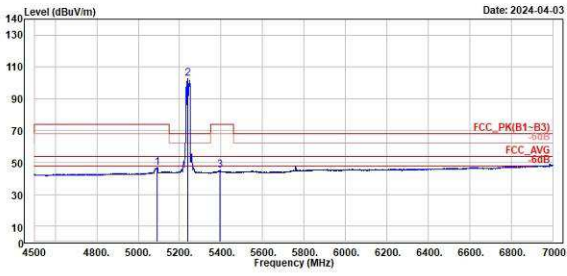
802.11ax HE20

CH 48 (Horizontal) Average

CH 48 (Vertical) Average



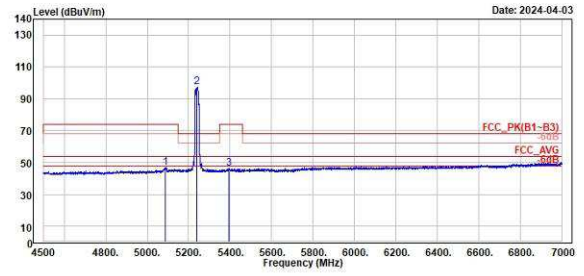
TUV Rheinland Taiwan Ltd.
No. 438-18, Sec 2, Fenliao, Linkou Dist., New Taipei City 244, Taiwan(R.O.C.)
Tel: +886-2172-1000 Fax: +886-2172-1322



1	2	3							
Freq	Level	Read	Limit	Over	APos	TPos	Remark	Pol/Phase	Note
MHz	dBuV/m	dBuV	dB/m	dBuV/m	dB	cm	deg		
5093.50	46.65	3.59	43.06	54.00	-7.35	374	173	Average	Horizontal
5240.00	102.00	59.57	43.23	54.00	48.00	374	173	Average	Horizontal
5393.50	45.17	1.36	43.81	54.00	-8.83	374	173	Average	Horizontal



TUV Rheinland Taiwan Ltd.
No. 438-18, Sec 2, Fenliao, Linkou Dist., New Taipei City 244, Taiwan(R.O.C.)
Tel: +886-2172-1000 Fax: +886-2172-1322



1	2	3							
Freq	Level	Read	Limit	Over	APos	TPos	Remark	Pol/Phase	Note
MHz	dBuV/m	dBuV	dB/m	dBuV/m	dB	cm	deg		
5089.00	46.69	3.63	43.06	54.00	-7.31	235	90	Average	Vertical
5240.00	97.37	54.14	43.23	54.00	43.37	235	90	Average	Vertical
5395.00	46.12	2.29	43.83	54.00	-7.88	235	90	Average	Vertical

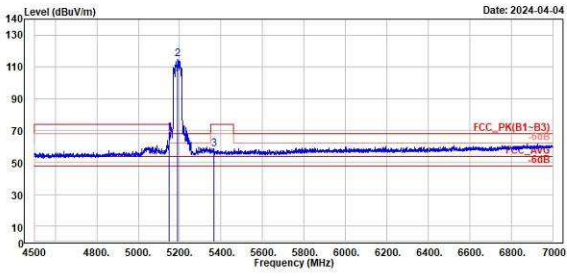
802.11ax HE40

CH 38 (Horizontal) Peak

CH 38 (Vertical) Peak



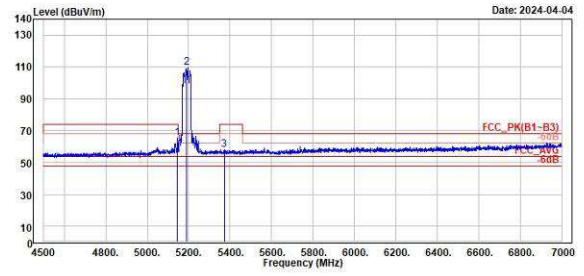
TUV Rheinland Taiwan Ltd.
No. 438-18, Sec 2, Fenliiao, Linkou Dist., New Taipei City 244, Taiwan(R.O.C.)
Tel: +886-2172-1000 Fax: +886-2172-1322



Peak	Freq (MHz)	Level (dBuV/m)	Read Level (dBuV)	Factor (dB/m)	Limit Line (dBuV/m)	Over Limit (dB)	APos (cm)	TPos (deg)	Remark	Pol/Phase	Note
1	5149.00	68.93	25.74	43.19	74.00	-5.07	341	186	Peak	Horizontal	
2	5198.00	115.17	71.78	43.39	68.29	46.97	341	186	Peak	Horizontal	
3	5364.00	58.54	15.10	43.44	74.00	-15.46	341	186	Peak	Horizontal	



TUV Rheinland Taiwan Ltd.
No. 438-18, Sec 2, Fenliiao, Linkou Dist., New Taipei City 244, Taiwan(R.O.C.)
Tel: +886-2172-1000 Fax: +886-2172-1322



Peak	Freq (MHz)	Level (dBuV/m)	Read Level (dBuV)	Factor (dB/m)	Limit Line (dBuV/m)	Over Limit (dB)	APos (cm)	TPos (deg)	Remark	Pol/Phase	Note
1	5146.00	65.32	22.14	43.18	74.00	-8.68	318	161	Peak	Vertical	
2	5198.00	109.47	66.08	43.39	68.29	41.27	318	161	Peak	Vertical	
3	5372.00	58.02	14.48	43.54	74.00	-15.98	318	161	Peak	Vertical	

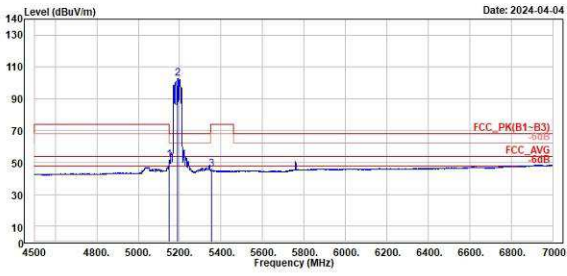
802.11ax HE40

CH 38 (Horizontal) Average

CH 38 (Vertical) Average



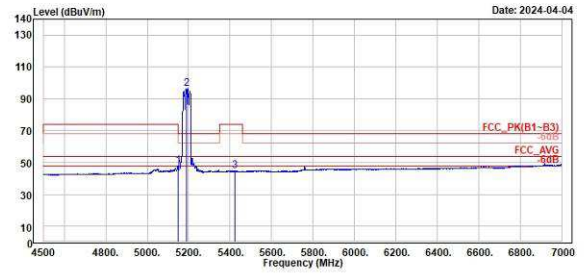
TUV Rheinland Taiwan Ltd.
No. 438-18, Sec 2, Fenliiao, Linkou Dist., New Taipei City 244, Taiwan(R.O.C.)
Tel: +886-2172-1000 Fax: +886-2172-1322



Read	Limit	Over	APos	TPos	Remark	Pol/Phase	Note	
Freq	Level	Level	Factor	Line	Limit			
MHz	dBuV/m	dBuV	dB/m	dBuV/m	dB	cm	deg	
1	5150.00	51.40	0.21	43.19	54.00	-2.60	341	186 Average Horizontal
2	5190.00	102.04	59.55	43.39	54.00	48.04	341	186 Average Horizontal
3	5352.50	45.58	2.29	43.29	54.00	-8.42	341	186 Average Horizontal



TUV Rheinland Taiwan Ltd.
No. 438-18, Sec 2, Fenliiao, Linkou Dist., New Taipei City 244, Taiwan(R.O.C.)
Tel: +886-2172-1000 Fax: +886-2172-1322



Read	Limit	Over	APos	TPos	Remark	Pol/Phase	Note	
Freq	Level	Level	Factor	Line	Limit			
MHz	dBuV/m	dBuV	dB/m	dBuV/m	dB	cm	deg	
1	5147.50	48.09	4.91	43.18	54.00	-5.91	310	161 Average Vertical
2	5190.00	96.53	53.14	43.39	54.00	42.53	310	161 Average Vertical
3	5421.50	44.63	0.84	43.79	54.00	-9.37	310	161 Average Vertical

802.11ax HE40

CH 46 (Horizontal) Peak

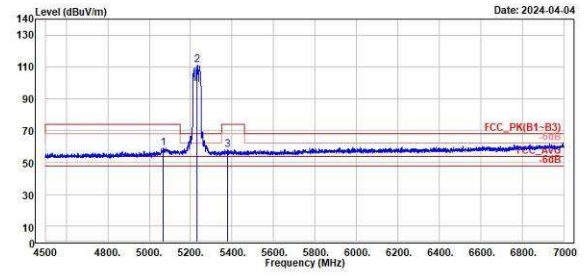
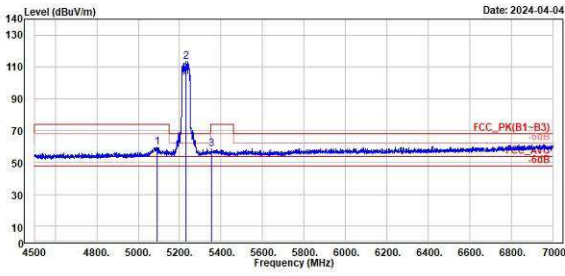
CH 46 (Vertical) Peak



TUV Rheinland Taiwan Ltd.
No. 438-18, Sec 2, Fenliiao, Linkou Dist., New Taipei City 244, Taiwan(R.O.C.)
Tel: +886-2172-1000 Fax: +886-2172-1322



TUV Rheinland Taiwan Ltd.
No. 438-18, Sec 2, Fenliiao, Linkou Dist., New Taipei City 244, Taiwan(R.O.C.)
Tel: +886-2172-1000 Fax: +886-2172-1322



Peak	Freq (MHz)	Level (dBuV/m)	Read Level (dBuV)	Factor (dB/m)	Limit Line (dBuV/m)	Over Limit (dB)	APos (cm)	TPos (deg)	Remark	Pol/Phase	Note
1	5090.50	59.47	16.41	43.06	74.00	-14.53	355	186	Peak	Horizontal	
2	5330.00	113.56	70.28	43.28	74.00	45.28	355	186	Peak	Horizontal	
3	5352.00	58.00	15.52	43.28	74.00	-15.20	355	186	Peak	Horizontal	

Peak	Freq (MHz)	Level (dBuV/m)	Read Level (dBuV)	Factor (dB/m)	Limit Line (dBuV/m)	Over Limit (dB)	APos (cm)	TPos (deg)	Remark	Pol/Phase	Note
1	5067.00	58.98	15.89	43.09	74.00	-15.02	291	88	Peak	Vertical	
2	5330.00	111.13	67.85	43.28	74.00	42.93	291	88	Peak	Vertical	
3	5379.50	57.98	14.27	43.63	74.00	-16.10	291	88	Peak	Vertical	

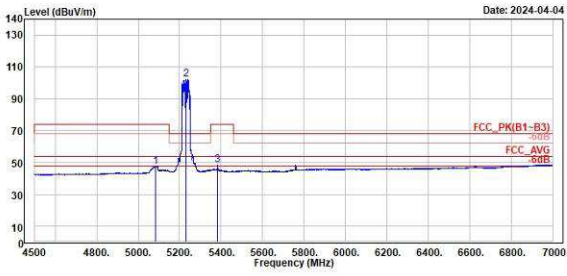
802.11ax HE40

CH 46 (Horizontal) Average

CH 46 (Vertical) Average



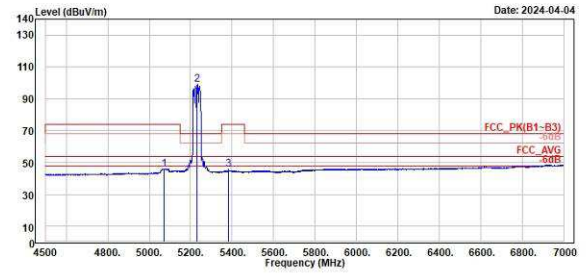
TUV Rheinland Taiwan Ltd.
No. 438-18, Sec 2, Fenliiao, Linkou Dist., New Taipei City 244, Taiwan(R.O.C.)
Tel: +886-2172-1000 Fax: +886-2172-1322



1	2	3	Read Level	Factor	Limit Line	Over Limit	APos	TPos	Remark	Pol/Phase	Note
MHz	dBuV/m	dBuV	dB/m	dBuV/m	dB	cm	deg				
5885.00	47.44	4.37	43.07	54.00	-6.56	355	186	Average	Horizontal		
5383.50	102.44	59.16	43.28	54.00	48.44	355	186	Average	Horizontal		
5383.50	48.61	4.93	43.68	54.00	-5.39	355	186	Average	Horizontal		



TUV Rheinland Taiwan Ltd.
No. 438-18, Sec 2, Fenliiao, Linkou Dist., New Taipei City 244, Taiwan(R.O.C.)
Tel: +886-2172-1000 Fax: +886-2172-1322



1	2	3	Read Level	Factor	Limit Line	Over Limit	APos	TPos	Remark	Pol/Phase	Note
MHz	dBuV/m	dBuV	dB/m	dBuV/m	dB	cm	deg				
5872.50	46.01	2.92	43.09	54.00	-7.99	291	88	Average	Vertical		
5383.50	45.91	2.23	43.68	54.00	-8.09	291	88	Average	Vertical		

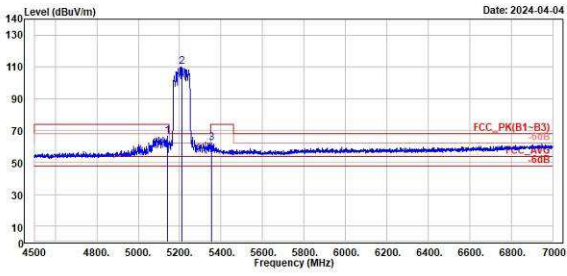
802.11ax HE80

CH 42 (Horizontal) Peak

CH 42 (Vertical) Peak



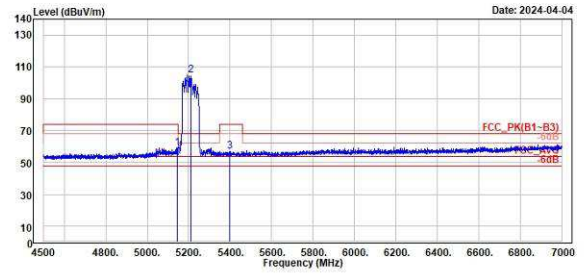
TUV Rheinland Taiwan Ltd.
No. 438-18, Sec 2, Fenliiao, Linkou Dist., New Taipei City 244, Taiwan(R.O.C.)
Tel: +886-2172-1000 Fax: +886-2172-1322



Peak	Freq (MHz)	Level (dBuV/m)	Read Level (dBuV)	Factor (dB/m)	Limit Line (dBuV/m)	Over Limit (dB)	APos (cm)	TPos (deg)	Remark	Pol/Phase	Note
1	5141.58	66.34	23.17	43.17	74.00	-7.66	342	155	Peak	Horizontal	
2	5210.00	109.93	66.55	43.38	69.29	41.73	342	155	Peak	Horizontal	
3	5354.58	62.27	18.96	43.31	74.00	-11.73	342	155	Peak	Horizontal	



TUV Rheinland Taiwan Ltd.
No. 438-18, Sec 2, Fenliiao, Linkou Dist., New Taipei City 244, Taiwan(R.O.C.)
Tel: +886-2172-1000 Fax: +886-2172-1322



Peak	Freq (MHz)	Level (dBuV/m)	Read Level (dBuV)	Factor (dB/m)	Limit Line (dBuV/m)	Over Limit (dB)	APos (cm)	TPos (deg)	Remark	Pol/Phase	Note
1	5144.58	58.08	15.88	43.18	74.00	-15.02	302	223	Peak	Vertical	
2	5210.00	105.02	61.64	43.38	69.29	36.02	302	223	Peak	Vertical	
3	5397.00	57.03	13.17	43.86	74.00	-16.97	302	223	Peak	Vertical	

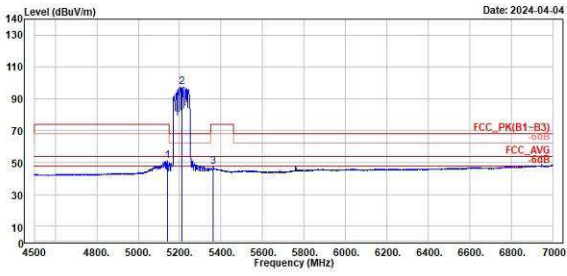
802.11ax HE80

CH 42 (Horizontal) Average

CH 42 (Vertical) Average



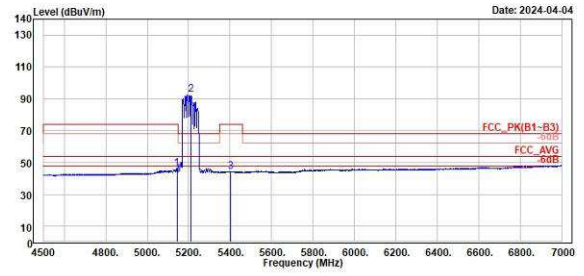
TUV Rheinland Taiwan Ltd.
No. 438-18, Sec 2, Fenliiao, Linkou Dist., New Taipei City 244, Taiwan(R.O.C.)
Tel: +886-2172-1000 Fax: +886-2172-1322



Freq	Level	Read Level	Factor	Limit	Over	APos	TPos	Remark	Pol/Phase	Note
MHz	dBuV/m	dBuV	dB/m	dBuV/m	dB	cm	deg			
1	5140.00	50.86	7.70	43.16	54.00	-3.14	342	155 Average	Horizontal	
2	5210.00	97.34	53.96	43.38	54.00	43.34	342	155 Average	Horizontal	
3	5363.50	47.60	4.17	43.43	54.00	-6.40	342	155 Average	Horizontal	



TUV Rheinland Taiwan Ltd.
No. 438-18, Sec 2, Fenliiao, Linkou Dist., New Taipei City 244, Taiwan(R.O.C.)
Tel: +886-2172-1000 Fax: +886-2172-1322



Freq	Level	Read Level	Factor	Limit	Over	APos	TPos	Remark	Pol/Phase	Note
MHz	dBuV/m	dBuV	dB/m	dBuV/m	dB	cm	deg			
1	5143.00	46.56	3.38	43.18	54.00	-7.44	302	223 Average	Vertical	
2	5210.00	92.58	49.20	43.38	54.00	39.58	302	223 Average	Vertical	
3	5402.00	44.41	0.52	43.89	54.00	-9.59	302	223 Average	Vertical	

Band Edges, 5.35GHz
U-NII-2A

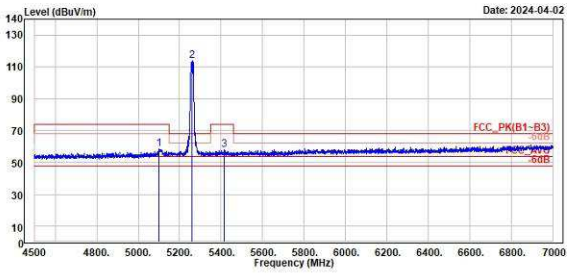
802.11a

CH 52 (Horizontal) Peak

CH 52 (Vertical) Peak



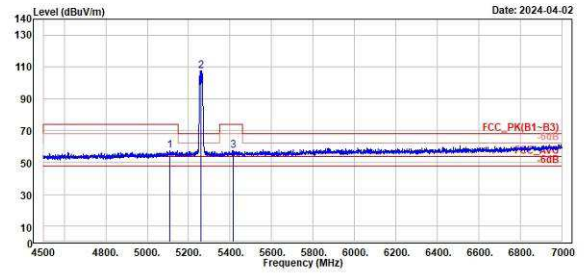
TUV Rheinland Taiwan Ltd.
No. 438-18, Sec 2, Fenliiao, Linkou Dist., New Taipei City 244, Taiwan(R.O.C.)
Tel: +886-2172-1000 Fax: +886-2172-1322



Peak	Freq (MHz)	Level (dBuV/m)	Read Level (dBuV)	Factor (dB/m)	Limit Line (dBuV/m)	Over Limit (dB)	APos (cm)	TPos (deg)	Remark	Pol/Phase	Note
1	5186.00	58.81	15.76	43.05	74.00	-15.19	351	184	Peak	Horizontal	
2	5260.00	113.72	79.42	43.30	68.29	45.52	351	184	Peak	Horizontal	
3	5414.50	58.06	14.24	43.82	74.00	-15.94	351	184	Peak	Horizontal	



TUV Rheinland Taiwan Ltd.
No. 438-18, Sec 2, Fenliiao, Linkou Dist., New Taipei City 244, Taiwan(R.O.C.)
Tel: +886-2172-1000 Fax: +886-2172-1322



Peak	Freq (MHz)	Level (dBuV/m)	Read Level (dBuV)	Factor (dB/m)	Limit Line (dBuV/m)	Over Limit (dB)	APos (cm)	TPos (deg)	Remark	Pol/Phase	Note
1	5187.50	57.67	14.59	43.08	74.00	-16.33	211	81	Peak	Vertical	
2	5260.00	107.49	64.19	43.30	68.29	39.20	211	81	Peak	Vertical	
3	5416.50	57.32	13.51	43.81	74.00	-16.68	211	81	Peak	Vertical	

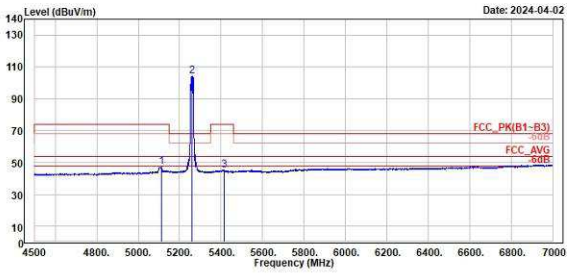
802.11a

CH 52 (Horizontal) Average

CH 52 (Vertical) Average



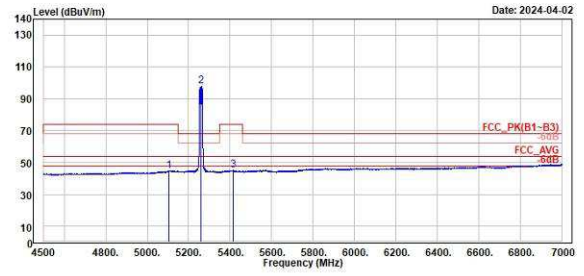
TUV Rheinland Taiwan Ltd.
No. 438-18, Sec 2, Fenliao, Linkou Dist., New Taipei City 244, Taiwan(R.O.C.)
Tel: +886-2172-1000 Fax: +886-2172-1322



1	2	3
5111.00	5269.00	5413.50
47.15	104.36	45.20
4.07	61.06	1.37
43.08	43.30	43.83
54.00	54.00	54.00
-6.85	50.36	-8.80
351	351	351
184	184	184
Average	Average	Average
Horizontal	Horizontal	Horizontal



TUV Rheinland Taiwan Ltd.
No. 438-18, Sec 2, Fenliao, Linkou Dist., New Taipei City 244, Taiwan(R.O.C.)
Tel: +886-2172-1000 Fax: +886-2172-1322



1	2	3
5182.50	5269.00	5413.00
44.87	98.06	45.03
1.81	54.76	1.20
43.06	43.30	43.83
54.00	54.00	54.00
-9.13	44.06	-8.97
211	211	211
81	81	81
Average	Average	Average
Vertical	Vertical	Vertical

802.11a

CH 60 (Horizontal) Peak

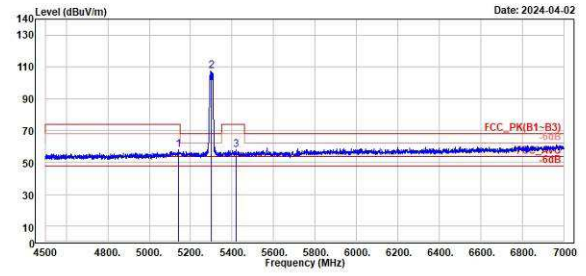
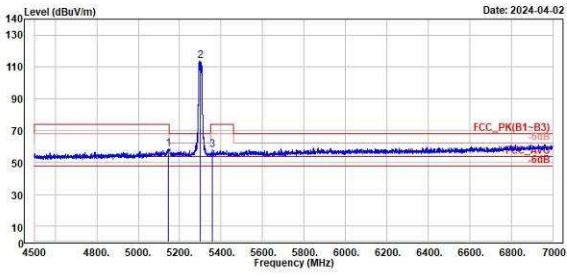
CH 60 (Vertical) Peak



TUV Rheinland Taiwan Ltd.
No. 438-18, Sec 2, Fenliao, Linkou Dist., New Taipei City 244, Taiwan(R.O.C.)
Tel: +886-2172-1000 Fax: +886-2172-1322



TUV Rheinland Taiwan Ltd.
No. 438-18, Sec 2, Fenliao, Linkou Dist., New Taipei City 244, Taiwan(R.O.C.)
Tel: +886-2172-1000 Fax: +886-2172-1322



Peak	Freq	Level	Read	Factor	Limit	Over	APos	TPos	Remark	Pol/Phase	Note
	MHz	dBuV/m	dBuV	dB/m	dBuV/m	dB	cm	deg			
1	5146.00	58.67	15.49	43.18	74.00	-15.33	366	180	Peak	Horizontal	
2	5300.00	113.71	69.89	43.82	68.29	45.51	366	180	Peak	Horizontal	
3	5358.50	57.88	14.52	43.36	74.00	-16.12	366	180	Peak	Horizontal	

Peak	Freq	Level	Read	Factor	Limit	Over	APos	TPos	Remark	Pol/Phase	Note
	MHz	dBuV/m	dBuV	dB/m	dBuV/m	dB	cm	deg			
1	5141.50	58.26	15.09	43.17	74.00	-15.74	298	87	Peak	Vertical	
2	5300.00	107.31	63.49	43.82	68.29	39.11	298	87	Peak	Vertical	
3	5418.50	58.12	14.32	43.80	74.00	-15.88	298	87	Peak	Vertical	

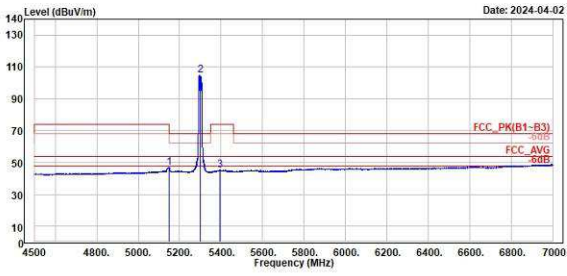
802.11a

CH 60 (Horizontal) Average

CH 60 (Vertical) Average



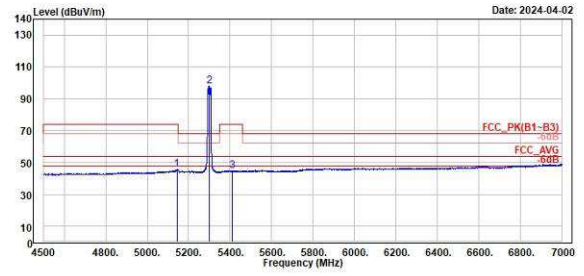
TUV Rheinland Taiwan Ltd.
No. 438-18, Sec 2, Fenliiao, Linkou Dist., New Taipei City 244, Taiwan(R.O.C.)
Tel: +886-2172-1000 Fax: +886-2172-1322



1	2	3							
Freq	Level	Read	Limit	Over	APos	TPos	Remark	Pol/Phase	Note
MHz	dBuV/m	dBuV	dB/m	dBuV/m	dB	cm	deg		
5150.00	46.98	3.79	43.19	54.00	-7.02	366	180	Average	Horizontal
5394.50	45.13	1.31	43.82	54.00	-8.87	366	180	Average	Horizontal



TUV Rheinland Taiwan Ltd.
No. 438-18, Sec 2, Fenliiao, Linkou Dist., New Taipei City 244, Taiwan(R.O.C.)
Tel: +886-2172-1000 Fax: +886-2172-1322



1	2	3							
Freq	Level	Read	Limit	Over	APos	TPos	Remark	Pol/Phase	Note
MHz	dBuV/m	dBuV	dB/m	dBuV/m	dB	cm	deg		
5143.00	45.69	2.51	43.18	54.00	-8.31	298	87	Average	Vertical
5394.00	50.10	54.28	43.82	54.00	44.10	298	87	Average	Vertical
5411.00	44.86	1.82	43.84	54.00	-9.14	298	87	Average	Vertical

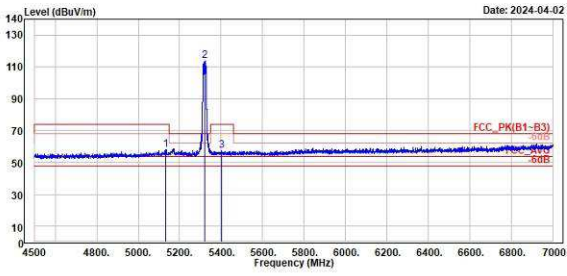
802.11a

CH 64 (Horizontal) Peak

CH 64 (Vertical) Peak



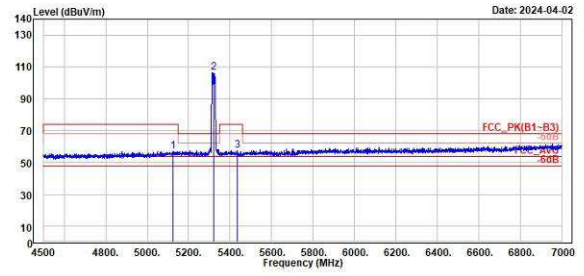
TUV Rheinland Taiwan Ltd.
No. 438-18, Sec 2, Fenliiao, Linkou Dist., New Taipei City 244, Taiwan(R.O.C.)
Tel: +886-2172-1000 Fax: +886-2172-1322



Peak	Freq (MHz)	Level (dBuV/m)	Read Level (dBuV)	Factor (dB/m)	Limit Line (dBuV/m)	Over Limit (dB)	APos (cm)	TPos (deg)	Remark	Pol/Phase	Note
1	5134.50	57.83	14.68	43.15	74.00	-16.17	342	180	Peak	Horizontal	
2	5330.00	114.17	70.50	43.59	68.29	45.97	342	180	Peak	Horizontal	
3	5404.50	57.41	13.54	43.87	74.00	-16.59	342	180	Peak	Horizontal	



TUV Rheinland Taiwan Ltd.
No. 438-18, Sec 2, Fenliiao, Linkou Dist., New Taipei City 244, Taiwan(R.O.C.)
Tel: +886-2172-1000 Fax: +886-2172-1322



Peak	Freq (MHz)	Level (dBuV/m)	Read Level (dBuV)	Factor (dB/m)	Limit Line (dBuV/m)	Over Limit (dB)	APos (cm)	TPos (deg)	Remark	Pol/Phase	Note
1	5124.00	57.15	14.03	43.12	74.00	-16.85	100	295	Peak	Vertical	
2	5320.00	106.33	62.74	43.59	68.29	38.13	100	295	Peak	Vertical	
3	5436.50	57.59	13.88	43.71	74.00	-16.41	100	295	Peak	Vertical	

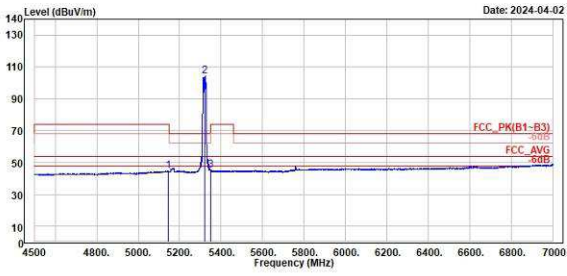
802.11a

CH 64 (Horizontal) Average

CH 64 (Vertical) Average



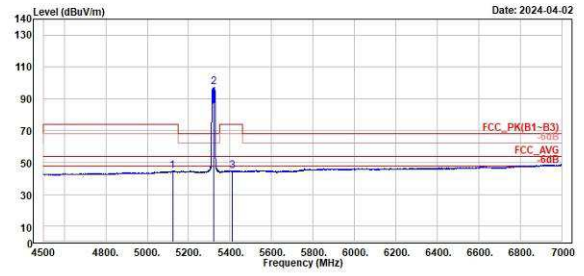
TUV Rheinland Taiwan Ltd.
No. 438-18, Sec 2, Fenliiao, Linkou Dist., New Taipei City 244, Taiwan(R.O.C.)
Tel: +886-2172-1000 Fax: +886-2172-1322



1	2	3	Read Level	Factor	Limit Line	Over Limit	APos	TPos	Remark	Pol/Phase	Note
MHz	dBuV/m	dBuV	dB/m	dBuV/m	dB	cm	deg				
5143.50	44.53	1.35	43.18	54.00	-9.47	342	180	Average	Horizontal		
5320.00	104.51	60.92	43.59	54.00	50.51	342	180	Average	Horizontal		
5356.00	45.08	1.82	43.26	54.00	-8.92	342	180	Average	Horizontal		



TUV Rheinland Taiwan Ltd.
No. 438-18, Sec 2, Fenliiao, Linkou Dist., New Taipei City 244, Taiwan(R.O.C.)
Tel: +886-2172-1000 Fax: +886-2172-1322



1	2	3	Read Level	Factor	Limit Line	Over Limit	APos	TPos	Remark	Pol/Phase	Note
MHz	dBuV/m	dBuV	dB/m	dBuV/m	dB	cm	deg				
5122.50	44.60	1.49	43.11	54.00	-9.40	100	295	Average	Vertical		
5320.00	97.15	53.56	43.59	54.00	43.15	100	295	Average	Vertical		
5411.50	44.85	1.81	43.04	54.00	-9.15	100	295	Average	Vertical		

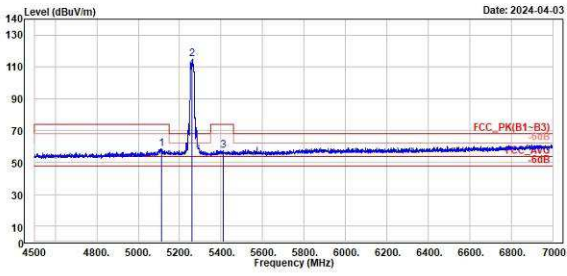
802.11ax HE20

CH 52 (Horizontal) Peak

CH 52 (Vertical) Peak



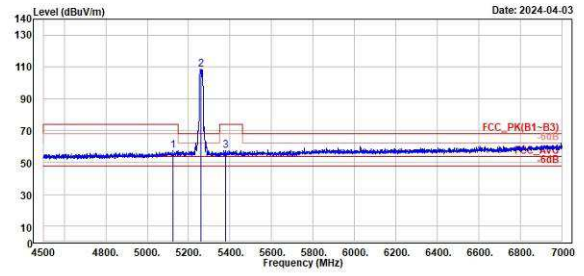
TUV Rheinland Taiwan Ltd.
No. 438-18, Sec 2, Fenliao, Linkou Dist., New Taipei City 244, Taiwan(R.O.C.)
Tel: +886-2172-1000 Fax: +886-2172-1322



Peak	Freq (MHz)	Level (dBuV/m)	Read Level (dBuV)	Factor (dB/m)	Limit Line (dBuV/m)	Over Limit (dB)	APos (cm)	TPos (deg)	Remark	Pol/Phase	Note
1	5114.00	58.46	15.37	43.09	74.00	-15.54	317	151	Peak	Horizontal	
2	5269.00	115.23	71.93	43.30	68.93	47.03	317	151	Peak	Horizontal	
3	5489.50	57.55	13.70	43.85	74.00	-16.45	317	151	Peak	Horizontal	



TUV Rheinland Taiwan Ltd.
No. 438-18, Sec 2, Fenliao, Linkou Dist., New Taipei City 244, Taiwan(R.O.C.)
Tel: +886-2172-1000 Fax: +886-2172-1322



Peak	Freq (MHz)	Level (dBuV/m)	Read Level (dBuV)	Factor (dB/m)	Limit Line (dBuV/m)	Over Limit (dB)	APos (cm)	TPos (deg)	Remark	Pol/Phase	Note
1	5123.50	57.41	14.29	43.12	74.00	-16.59	255	63	Peak	Vertical	
2	5269.00	100.77	65.47	43.30	68.90	40.57	255	63	Peak	Vertical	
3	5378.00	57.59	13.97	43.62	74.00	-16.41	255	63	Peak	Vertical	

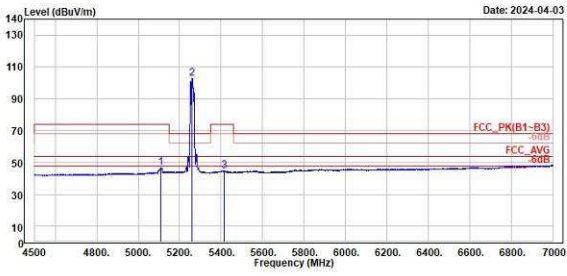
802.11ax HE20

CH 52 (Horizontal) Average

CH 52 (Vertical) Average



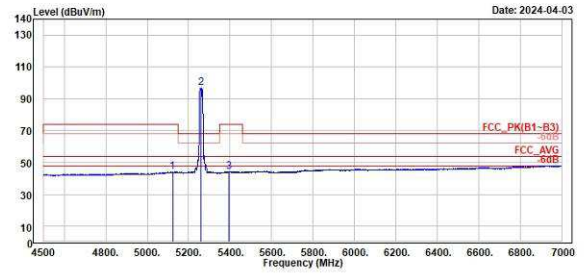
TUV Rheinland Taiwan Ltd.
No. 438-18, Sec 2, Fenliiao, Linkou Dist., New Taipei City 244, Taiwan(R.O.C.)
Tel: +886-2172-1000 Fax: +886-2172-1322



1	2	3
Level	Level	Level
Factor	Factor	Factor
Line	Line	Line
Limit	Limit	Limit
Over	Over	Over
Limit	Limit	Limit
APos	APos	APos
TPos	TPos	TPos
Remark	Remark	Remark
Pol/Phase	Pol/Phase	Pol/Phase
Note	Note	Note
5188.50	5268.00	5413.50
46.58	102.90	44.68
3.50	59.60	0.85
43.08	43.30	43.83
54.00	54.00	54.00
-7.42	48.90	-9.32
317	317	317
151	151	151
Average	Average	Average
Horizontal	Horizontal	Horizontal



TUV Rheinland Taiwan Ltd.
No. 438-18, Sec 2, Fenliiao, Linkou Dist., New Taipei City 244, Taiwan(R.O.C.)
Tel: +886-2172-1000 Fax: +886-2172-1322



1	2	3
Level	Level	Level
Factor	Factor	Factor
Line	Line	Line
Limit	Limit	Limit
Over	Over	Over
Limit	Limit	Limit
APos	APos	APos
TPos	TPos	TPos
Remark	Remark	Remark
Pol/Phase	Pol/Phase	Pol/Phase
Note	Note	Note
5122.50	5268.00	5393.50
44.02	97.13	44.43
0.91	53.83	0.62
43.11	43.30	43.81
54.00	54.00	54.00
-9.98	43.13	-9.57
255	255	255
63	63	63
Average	Average	Average
Vertical	Vertical	Vertical

802.11ax HE20

CH 60 (Horizontal) Peak

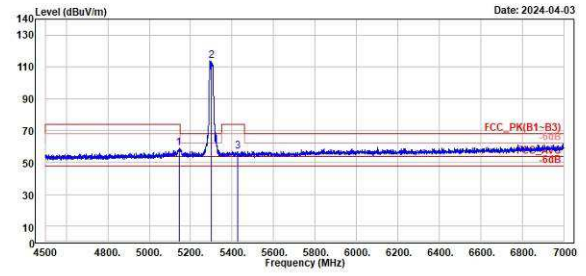
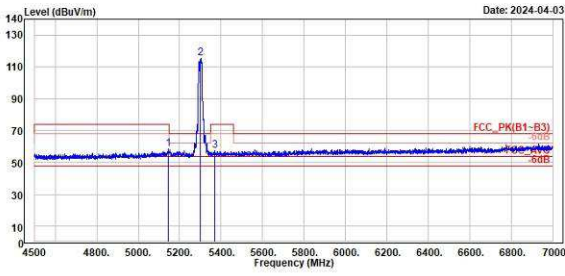
CH 60 (Vertical) Peak



TUV Rheinland Taiwan Ltd.
No. 438-18, Sec 2, Fenliao, Linkou Dist., New Taipei City 244, Taiwan(R.O.C.)
Tel: +886-2172-1000 Fax: +886-2172-1322



TUV Rheinland Taiwan Ltd.
No. 438-18, Sec 2, Fenliao, Linkou Dist., New Taipei City 244, Taiwan(R.O.C.)
Tel: +886-2172-1000 Fax: +886-2172-1322



Peak	Freq (MHz)	Level (dBuV/m)	Read Level (dBuV)	Factor (dB/m)	Limit Line (dBuV/m)	Over Limit (dB)	APos (cm)	TPos (deg)	Remark	Pol/Phase	Note
1	5143.50	58.48	15.30	43.18	74.00	-15.52	312	157	Peak	Horizontal	
2	5300.00	115.39	71.57	43.82	68.29	47.10	312	157	Peak	Horizontal	
3	5371.50	57.60	14.87	43.53	74.00	-16.40	312	157	Peak	Horizontal	

Peak	Freq (MHz)	Level (dBuV/m)	Read Level (dBuV)	Factor (dB/m)	Limit Line (dBuV/m)	Over Limit (dB)	APos (cm)	TPos (deg)	Remark	Pol/Phase	Note
1	5143.00	58.05	15.77	43.18	74.00	-15.05	211	114	Peak	Vertical	
2	5300.00	113.96	70.14	43.82	68.29	45.76	211	114	Peak	Vertical	
3	5427.00	56.96	13.20	43.76	74.00	-17.04	211	114	Peak	Vertical	

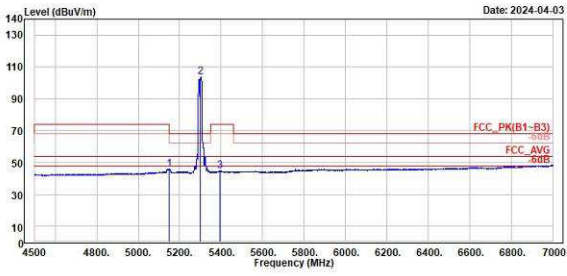
802.11ax HE20

CH 60 (Horizontal) Average

CH 60 (Vertical) Average



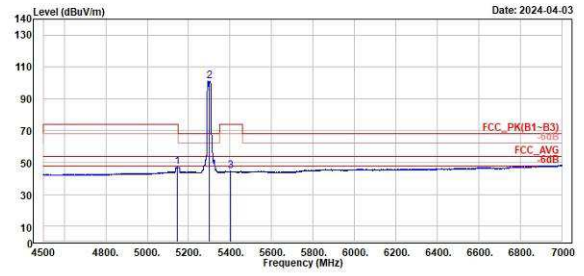
TÜV Rheinland Taiwan Ltd.
No. 438-18, Sec 2, Fenliao, Linkou Dist., New Taipei City 244, Taiwan(R.O.C.)
Tel: +886-2172-1000 Fax: +886-2172-1322



1	2	3							
Freq	Level	Read	Limit	Over	APos	TPos	Remark	Pol/Phase	Note
MHz	dBuV/m	dBuV	dB/m	dBuV/m	dB	cm	deg		
5147.58	45.83	2.65	43.18	54.00	-8.17	312	157 Average	Horizontal	
5380.00	103.60	59.78	43.82	54.00	49.60	312	157 Average	Horizontal	
5392.50	44.54	0.74	43.80	54.00	-9.46	312	157 Average	Horizontal	



TÜV Rheinland Taiwan Ltd.
No. 438-18, Sec 2, Fenliao, Linkou Dist., New Taipei City 244, Taiwan(R.O.C.)
Tel: +886-2172-1000 Fax: +886-2172-1322



1	2	3							
Freq	Level	Read	Limit	Over	APos	TPos	Remark	Pol/Phase	Note
MHz	dBuV/m	dBuV	dB/m	dBuV/m	dB	cm	deg		
5145.50	47.27	4.09	43.18	54.00	-6.73	211	114 Average	Vertical	
5380.00	101.21	57.39	43.82	54.00	47.21	211	114 Average	Vertical	
5401.00	44.54	0.65	43.89	54.00	-9.46	211	114 Average	Vertical	

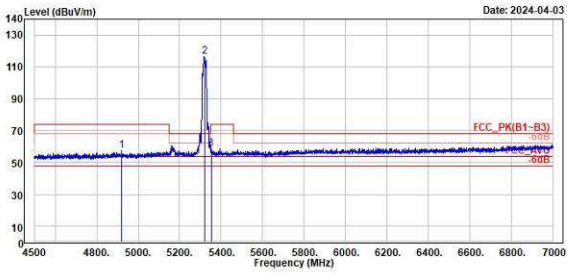
802.11ax HE20

CH 64 (Horizontal) Peak

CH 64 (Vertical) Peak



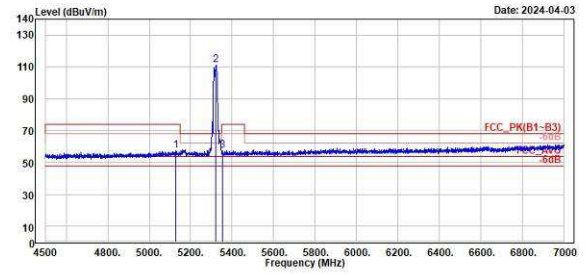
TUV Rheinland Taiwan Ltd.
No. 438-18, Sec 2, Fenliiao, Linkou Dist., New Taipei City 244, Taiwan(R.O.C.)
Tel: +886-2172-1000 Fax: +886-2172-1322



Peak	Freq	Level	Read	Factor	Limit	Over	APos	TPos	Remark	Pol/Phase	Note
	MHz	dBuV/m	dBuV	dB/m	dBuV/m	dB	cm	deg			
1	4922.00	57.27	14.53	42.74	74.00	-16.73	382	168	Peak	Horizontal	
2 *	5330.00	116.45	72.86	43.59	68.29	48.25	382	168	Peak	Horizontal	
3	5351.50	58.76	15.48	43.28	74.00	-15.24	382	168	Peak	Horizontal	



TUV Rheinland Taiwan Ltd.
No. 438-18, Sec 2, Fenliiao, Linkou Dist., New Taipei City 244, Taiwan(R.O.C.)
Tel: +886-2172-1000 Fax: +886-2172-1322



Peak	Freq	Level	Read	Factor	Limit	Over	APos	TPos	Remark	Pol/Phase	Note
	MHz	dBuV/m	dBuV	dB/m	dBuV/m	dB	cm	deg			
1	5130.50	57.48	14.26	43.14	74.00	-16.60	242	91	Peak	Vertical	
2 *	5330.00	111.38	67.79	43.59	68.29	43.18	242	91	Peak	Vertical	
3	5353.50	57.47	14.17	43.30	74.00	-16.53	242	91	Peak	Vertical	

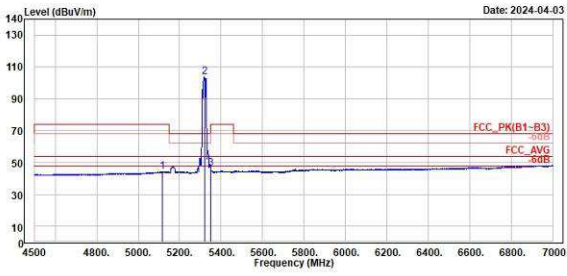
802.11ax HE20

CH 64 (Horizontal) Average

CH 64 (Vertical) Average



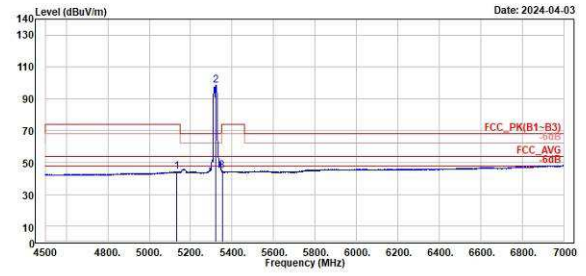
TUV Rheinland Taiwan Ltd.
No. 438-18, Sec 2, Fenliao, Linkou Dist., New Taipei City 244, Taiwan(R.O.C.)
Tel: +886-2172-1000 Fax: +886-2172-1322



1	2	3
5116.00	5320.00	5359.00
44.26	103.04	46.14
1.16	60.35	2.88
43.10	43.59	43.26
54.00	54.00	54.00
-9.74	49.04	-7.86
382	382	382
168	168	168
Average	Average	Average
Horizontal	Horizontal	Horizontal



TUV Rheinland Taiwan Ltd.
No. 438-18, Sec 2, Fenliao, Linkou Dist., New Taipei City 244, Taiwan(R.O.C.)
Tel: +886-2172-1000 Fax: +886-2172-1322



1	2	3
5132.50	5320.00	5351.50
44.26	98.58	44.89
1.11	54.99	1.61
43.15	43.59	43.28
54.00	54.00	54.00
-9.74	44.58	-9.11
242	242	242
91	91	91
Average	Average	Average
Vertical	Vertical	Vertical

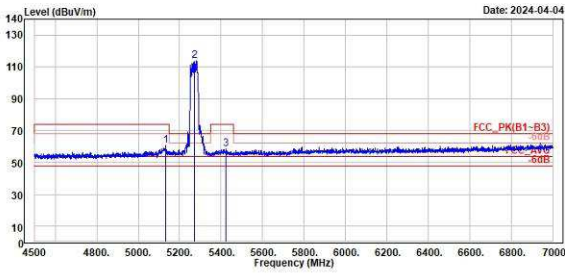
802.11ax HE40

CH 54 (Horizontal) Peak

CH 54 (Vertical) Peak



TUV Rheinland Taiwan Ltd.
No. 438-18, Sec 2, Fenliao, Linkou Dist., New Taipei City 244, Taiwan(R.O.C.)
Tel: +886-2172-1000 Fax: +886-2172-1322

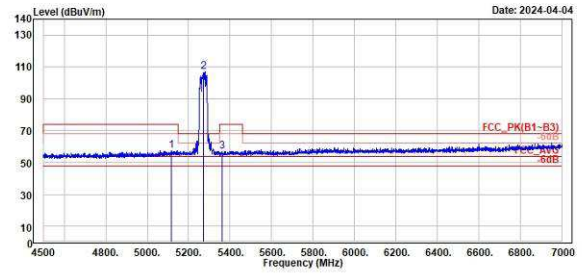


Date: 2024-04-04

Peak	Freq	Level	Read	Factor	Limit	Over	APos	TPos	Remark	Pol/Phase	Note
	MHz	dBuV/m	dBuV	dB/m	dBuV/m	dB	cm	deg			
1	5133.50	60.85	17.70	43.15	74.00	-13.15	369	184	Peak	Horizontal	
2	5278.00	113.66	70.23	43.43	68.29	45.46	369	184	Peak	Horizontal	
3	5423.50	58.40	14.62	43.78	74.00	-15.60	369	184	Peak	Horizontal	



TUV Rheinland Taiwan Ltd.
No. 438-18, Sec 2, Fenliao, Linkou Dist., New Taipei City 244, Taiwan(R.O.C.)
Tel: +886-2172-1000 Fax: +886-2172-1322



Date: 2024-04-04

Peak	Freq	Level	Read	Factor	Limit	Over	APos	TPos	Remark	Pol/Phase	Note
	MHz	dBuV/m	dBuV	dB/m	dBuV/m	dB	cm	deg			
1	5116.00	57.55	14.45	43.10	74.00	-16.45	100	297	Peak	Vertical	
2	5278.00	106.89	63.46	43.43	68.29	38.60	100	297	Peak	Vertical	
3	5363.00	57.14	13.71	43.43	74.00	-16.86	100	297	Peak	Vertical	

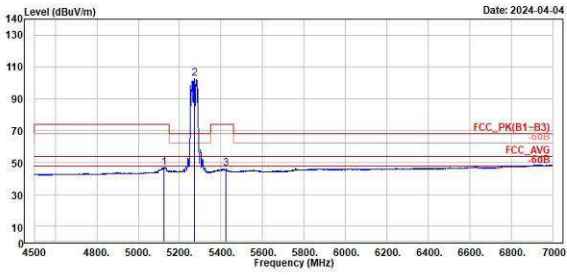
802.11ax HE40

CH 54 (Horizontal) Average

CH 54 (Vertical) Average



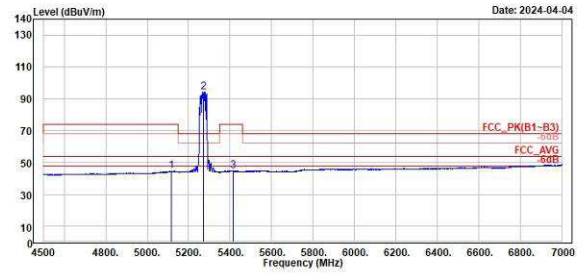
TUV Rheinland Taiwan Ltd.
No. 438-18, Sec 2, Fenliiao, Linkou Dist., New Taipei City 244, Taiwan(R.O.C.)
Tel: +886-2172-1000 Fax: +886-2172-1322



1	2	3							
Freq	Level	Read	Limit	Over	APos	TPos	Remark	Pol/Phase	Note
MHz	dBuV/m	dBuV	dB/m	dBuV/m	dB	cm	deg		
5125.00	47.06	3.84	43.12	54.00	-6.94	369	184 Average	Horizontal	
5270.00	102.02	59.39	43.43	54.00	48.02	369	184 Average	Horizontal	
5423.50	46.48	2.70	43.78	54.00	-7.52	369	184 Average	Horizontal	



TUV Rheinland Taiwan Ltd.
No. 438-18, Sec 2, Fenliiao, Linkou Dist., New Taipei City 244, Taiwan(R.O.C.)
Tel: +886-2172-1000 Fax: +886-2172-1322



1	2	3							
Freq	Level	Read	Limit	Over	APos	TPos	Remark	Pol/Phase	Note
MHz	dBuV/m	dBuV	dB/m	dBuV/m	dB	cm	deg		
5116.00	44.57	1.47	43.10	54.00	-9.43	100	297 Average	Vertical	
5270.00	94.32	50.89	43.43	54.00	40.32	100	297 Average	Vertical	
5416.50	44.87	1.86	43.81	54.00	-9.13	100	297 Average	Vertical	

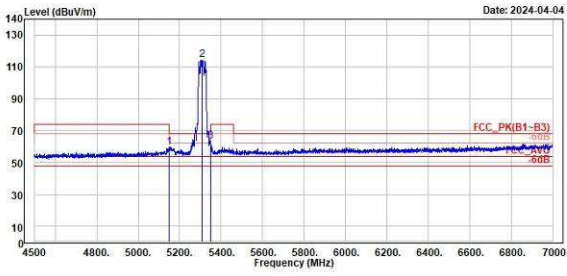
802.11ax HE40

CH 62 (Horizontal) Peak

CH 62 (Vertical) Peak



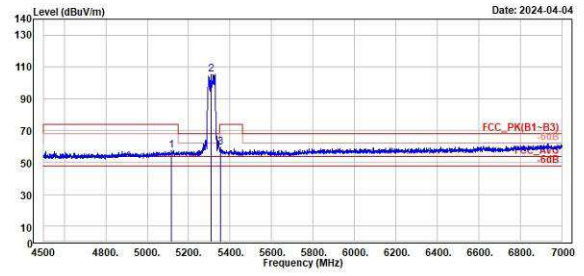
TUV Rheinland Taiwan Ltd.
No. 438-18, Sec 2, Fenliiao, Linkou Dist., New Taipei City 244, Taiwan(R.O.C.)
Tel: +886-2172-1000 Fax: +886-2172-1322



Peak	Freq	Level	Read Level	Factor	Limit Line	Over Limit	APos	TPos	Remark	Pol/Phase	Note
	MHz	dBuV/m	dBuV	dB/m	dBuV/m	dB	cm	deg			
1	5150.00	59.37	16.18	43.19	68.20	-8.83	347	187	Peak	Horizontal	
2 *	5318.00	134.32	70.62	43.70	68.20	46.12	347	187	Peak	Horizontal	
3 !	5350.00	63.50	20.24	43.26	68.20	-4.70	347	187	Peak	Horizontal	



TUV Rheinland Taiwan Ltd.
No. 438-18, Sec 2, Fenliiao, Linkou Dist., New Taipei City 244, Taiwan(R.O.C.)
Tel: +886-2172-1000 Fax: +886-2172-1322



Peak	Freq	Level	Read Level	Factor	Limit Line	Over Limit	APos	TPos	Remark	Pol/Phase	Note
	MHz	dBuV/m	dBuV	dB/m	dBuV/m	dB	cm	deg			
1	5115.00	57.37	14.28	43.09	74.00	-16.63	100	294	Peak	Vertical	
2 *	5310.00	105.30	61.69	43.70	68.20	37.19	100	294	Peak	Vertical	
3	5353.50	59.85	16.55	43.30	74.00	-14.15	100	294	Peak	Vertical	

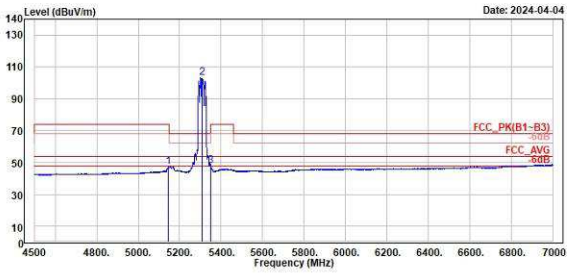
802.11ax HE40

CH 62 (Horizontal) Average

CH 62 (Vertical) Average



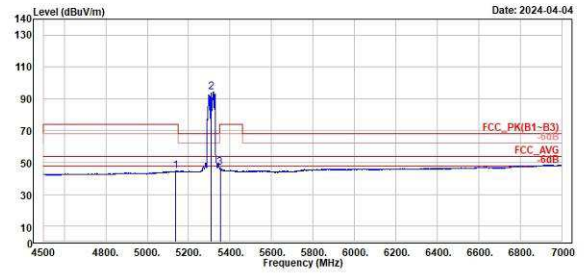
TUV Rheinland Taiwan Ltd.
No. 438-18, Sec 2, Fenliiao, Linkou Dist., New Taipei City 244, Taiwan(R.O.C.)
Tel: +886-2172-1000 Fax: +886-2172-1322



1	2	3	Read Level	Level Factor	Limit Line	Over Limit	APos	TPos	Remark	Pol/Phase	Note
1	2	3	MHz	dBuV/m	dBuV	dB/m	dBuV/m	dB	cm	deg	
1			5146.50	47.19	4.81	43.18	54.00	-6.81	347	187	Average Horizontal
2	*		5318.00	103.00	59.38	43.70	54.00	49.00	347	187	Average Horizontal
3	!		5350.00	48.12	4.86	43.26	54.00	-5.88	347	187	Average Horizontal



TUV Rheinland Taiwan Ltd.
No. 438-18, Sec 2, Fenliiao, Linkou Dist., New Taipei City 244, Taiwan(R.O.C.)
Tel: +886-2172-1000 Fax: +886-2172-1322



1	2	3	Read Level	Level Factor	Limit Line	Over Limit	APos	TPos	Remark	Pol/Phase	Note
1	2	3	MHz	dBuV/m	dBuV	dB/m	dBuV/m	dB	cm	deg	
1			5138.50	44.57	1.41	43.16	54.00	-9.43	100	294	Average Vertical
2	*		5318.00	94.40	50.70	43.70	54.00	40.40	100	294	Average Vertical
3			5351.50	46.92	3.64	43.28	54.00	-7.08	100	294	Average Vertical

802.11ax HE80

CH 58 (Horizontal) Peak

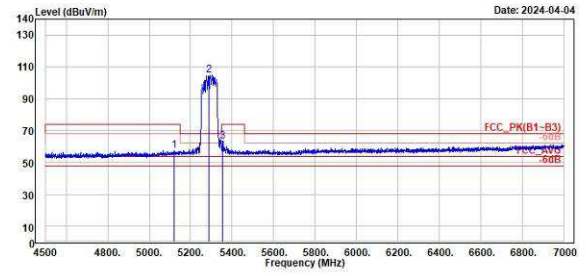
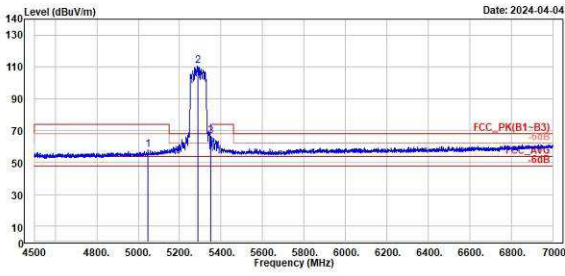
CH 58 (Vertical) Peak



TUV Rheinland Taiwan Ltd.
No. 438-18, Sec 2, Fenliao, Linkou Dist., New Taipei City 244, Taiwan(R.O.C.)
Tel: +886-2172-1000 Fax: +886-2172-1322



TUV Rheinland Taiwan Ltd.
No. 438-18, Sec 2, Fenliao, Linkou Dist., New Taipei City 244, Taiwan(R.O.C.)
Tel: +886-2172-1000 Fax: +886-2172-1322



Peak	Freq	Level	Read	Factor	Limit	Over	APos	TPos	Remark	Pol/Phase	Note
	MHz	dBuV/m	dBuV	dB/m	dBuV/m	dB	cm	deg			
1	5045.50	58.17	15.08	43.09	74.00	-15.83	301	156	Peak	Horizontal	
2	5351.00	119.68	66.99	43.69	69.29	42.48	301	156	Peak	Horizontal	
3	5351.00	66.50	23.23	43.27	74.00	-7.50	301	156	Peak	Horizontal	

Peak	Freq	Level	Read	Factor	Limit	Over	APos	TPos	Remark	Pol/Phase	Note
	MHz	dBuV/m	dBuV	dB/m	dBuV/m	dB	cm	deg			
1	5119.00	57.59	14.48	43.11	74.00	-16.41	298	149	Peak	Vertical	
2	5354.00	105.01	61.32	43.69	69.29	36.01	298	149	Peak	Vertical	
3	5354.00	63.61	20.30	43.31	74.00	-10.39	298	149	Peak	Vertical	

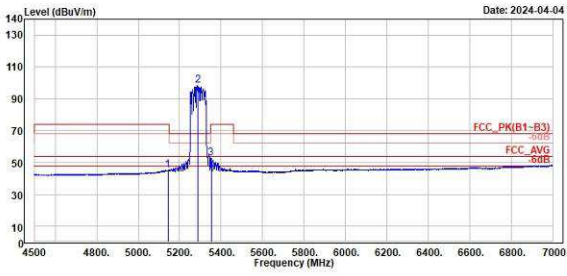
802.11ax HE80

CH 58 (Horizontal) Average

CH 58 (Vertical) Average



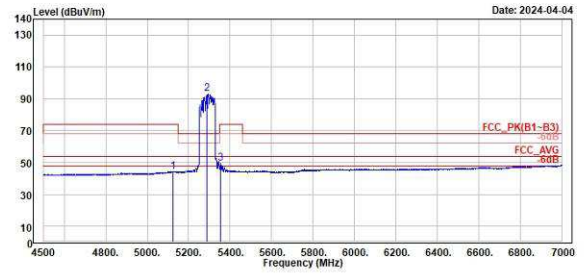
TUV Rheinland Taiwan Ltd.
No. 438-18, Sec 2, Fenliiao, Linkou Dist., New Taipei City 244, Taiwan(R.O.C.)
Tel: +886-2172-1000 Fax: +886-2172-1322



Freq	Level	Read Level	Factor	Limit Line	Over Limit	APos	TPos	Remark	Pol/Phase	Note
MHz	dBuV/m	dBuV	dB/m	dBuV/m	dB	cm	deg			
1	5143.00	45.14	1.96	43.18	54.00	-8.86	301	156 Average	Horizontal	
2 *	5298.00	98.39	54.70	43.69	54.00	44.39	301	156 Average	Horizontal	
3 !	5351.50	52.93	9.65	43.28	54.00	-1.07	301	156 Average	Horizontal	



TUV Rheinland Taiwan Ltd.
No. 438-18, Sec 2, Fenliiao, Linkou Dist., New Taipei City 244, Taiwan(R.O.C.)
Tel: +886-2172-1000 Fax: +886-2172-1322



Freq	Level	Read Level	Factor	Limit Line	Over Limit	APos	TPos	Remark	Pol/Phase	Note
MHz	dBuV/m	dBuV	dB/m	dBuV/m	dB	cm	deg			
1	5123.50	44.34	1.22	43.12	54.00	-9.66	298	149 Average	Vertical	
2 *	5298.00	93.05	49.37	43.69	54.00	39.05	298	149 Average	Vertical	
3 !	5354.00	49.70	6.39	43.31	54.00	-4.30	298	149 Average	Vertical	

802.11ax HE160

CH 50 (Horizontal) Peak

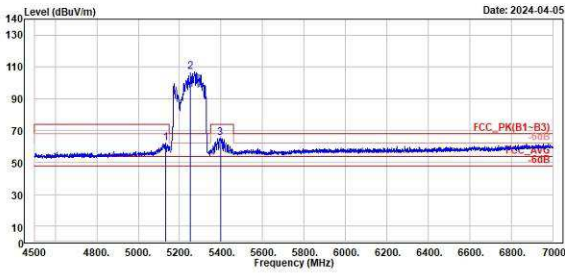
CH 50 (Vertical) Peak



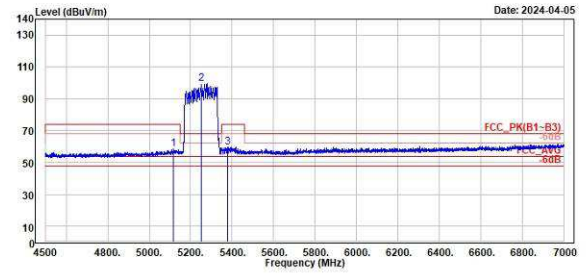
TUV Rheinland Taiwan Ltd.
No. 438-18, Sec 2, Fenliiao, Linkou Dist., New Taipei City 244, Taiwan(R.O.C.)
Tel: +886-2172-1000 Fax: +886-2172-1322



TUV Rheinland Taiwan Ltd.
No. 438-18, Sec 2, Fenliiao, Linkou Dist., New Taipei City 244, Taiwan(R.O.C.)
Tel: +886-2172-1000 Fax: +886-2172-1322



Peak	Freq (MHz)	Level (dBuV/m)	Read Level (dBuV)	Factor (dB/m)	Limit Line (dBuV/m)	Over Limit (dB)	APos (cm)	TPos (deg)	Remark	Pol/Phase	Note
1	5131.50	62.16	19.82	43.34	74.00	-11.84	350	186	Peak	Horizontal	
2	5350.00	107.25	64.80	43.17	68.29	39.85	350	186	Peak	Horizontal	
3	5396.50	65.28	21.42	43.86	74.00	-8.72	350	186	Peak	Horizontal	



Peak	Freq (MHz)	Level (dBuV/m)	Read Level (dBuV)	Factor (dB/m)	Limit Line (dBuV/m)	Over Limit (dB)	APos (cm)	TPos (deg)	Remark	Pol/Phase	Note
1	5118.00	58.52	15.41	43.11	74.00	-15.48	100	297	Peak	Vertical	
2	5350.00	99.58	55.41	43.17	68.29	31.38	100	297	Peak	Vertical	
3	5378.50	59.83	16.21	43.62	74.00	-14.17	100	297	Peak	Vertical	

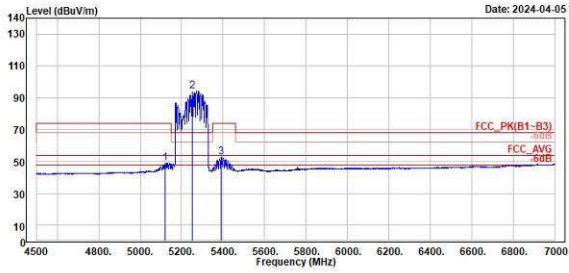
802.11ax HE160

CH 50 (Horizontal) Average

CH 50 (Vertical) Average



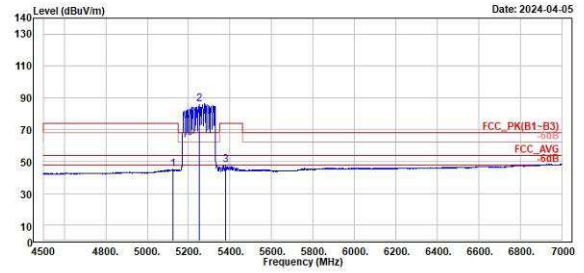
TUV Rheinland Taiwan Ltd.
No. 438-18, Sec 2, Fenliao, Linkou Dist., New Taipei City 244, Taiwan(R.O.C.)
Tel: +886-2172-1000 Fax: +886-2172-1322



Freq	Level	Read	Level	Factor	Limit	Over	APos	TPos	Remark	Pol/Phase	Note
MHz	dBuV/m	dBuV	dB/m	dBuV/m	dB	dB	cm	deg			
1	5121.50	49.24	6.13	43.11	54.00	-4.76	350	186	Average	Horizontal	
2 *	5350.00	94.44	51.27	43.17	54.00	40.44	350	186	Average	Horizontal	
3 !	5392.00	52.57	8.78	43.79	54.00	-1.43	350	186	Average	Horizontal	



TUV Rheinland Taiwan Ltd.
No. 438-18, Sec 2, Fenliao, Linkou Dist., New Taipei City 244, Taiwan(R.O.C.)
Tel: +886-2172-1000 Fax: +886-2172-1322



Freq	Level	Read	Level	Factor	Limit	Over	APos	TPos	Remark	Pol/Phase	Note
MHz	dBuV/m	dBuV	dB/m	dBuV/m	dB	dB	cm	deg			
1	5126.50	45.04	1.92	43.12	54.00	-8.96	100	297	Average	Vertical	
2 *	5350.00	85.97	42.80	43.17	54.00	31.97	100	297	Average	Vertical	
3	5378.50	47.68	4.06	43.62	54.00	-6.32	100	297	Average	Vertical	

Band Edges, 5.3GHz ~ 5.47GHz, 5.725GHz
U-NII-2C

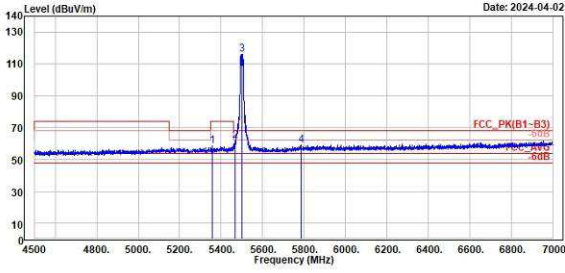
802.11a

CH 100 (Horizontal) Peak

CH 100 (Vertical) Peak



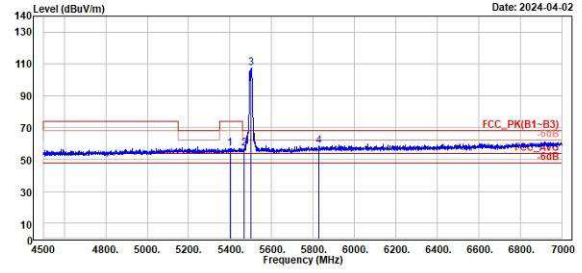
TUV Rheinland Taiwan Ltd.
No. 438-18, Sec 2, Fenliiao, Linkou Dist., New Taipei City 244, Taiwan(R.O.C.)
Tel: +886-2172-1000 Fax: +886-2172-1322



Peak	Freq	Level	Read	Limit	Over	APos	TPos	Remark	Pol/Phase	Note
	MHz	dBuV/m	dBuV	dB/m	dBuV/m	dB	cm	deg		
1	5359.00	58.52	15.15	43.37	74.00	-15.48	306	166 Peak	Horizontal	
2	5467.50	61.94	18.15	43.69	68.20	-6.36	306	166 Peak	Horizontal	
3 *	5500.00	116.13	72.35	43.78	68.20	47.93	306	156 Peak	Horizontal	
4	5785.00	59.00	14.89	44.11	68.20	-9.20	306	166 Peak	Horizontal	



TUV Rheinland Taiwan Ltd.
No. 438-18, Sec 2, Fenliiao, Linkou Dist., New Taipei City 244, Taiwan(R.O.C.)
Tel: +886-2172-1000 Fax: +886-2172-1322



Peak	Freq	Level	Read	Limit	Over	APos	TPos	Remark	Pol/Phase	Note
	MHz	dBuV/m	dBuV	dB/m	dBuV/m	dB	cm	deg		
1	5400.50	57.10	13.20	43.90	74.00	-16.90	112	290 Peak	Vertical	
2	5460.00	56.84	13.15	43.69	68.20	-11.36	112	290 Peak	Vertical	
3 *	5500.00	107.73	63.95	43.78	68.20	39.53	112	290 Peak	Vertical	
4	5828.00	58.41	14.20	44.21	68.20	-9.79	112	290 Peak	Vertical	

802.11a

CH 100 (Horizontal) Average

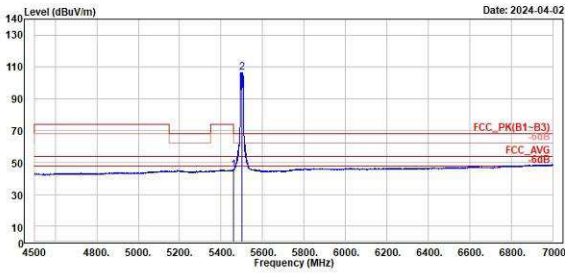
CH 100 (Vertical) Average



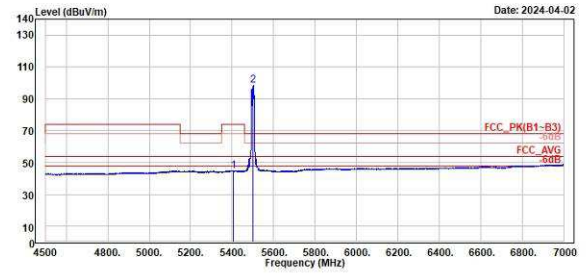
TUV Rheinland Taiwan Ltd.
No. 438-18, Sec 2, Fenliao, Linkou Dist., New Taipei City 244, Taiwan(R.O.C.)
Tel: +886-2172-1000 Fax: +886-2172-1322



TUV Rheinland Taiwan Ltd.
No. 438-18, Sec 2, Fenliao, Linkou Dist., New Taipei City 244, Taiwan(R.O.C.)
Tel: +886-2172-1000 Fax: +886-2172-1322



Freq	Level	Read	Limit	Over	APos	TPos	Remark	Pol/Phase	Note
MHz	dBuV/m	dBuV	dB/m	dBuV/m	dB	cm	deg		
1	5459.00	45.40	1.73	43.67	54.00	-8.60	306	166	Average Horizontal
2 *	5500.00	106.55	62.77	43.78	54.00	52.55	306	166	Average Horizontal



Freq	Level	Read	Limit	Over	APos	TPos	Remark	Pol/Phase	Note
MHz	dBuV/m	dBuV	dB/m	dBuV/m	dB	cm	deg		
1	5407.50	44.97	1.11	43.86	54.00	-9.03	112	290	Average Vertical
2 *	5500.00	98.33	54.55	43.78	54.00	44.33	112	290	Average Vertical

802.11a

CH 116 (Horizontal) Peak

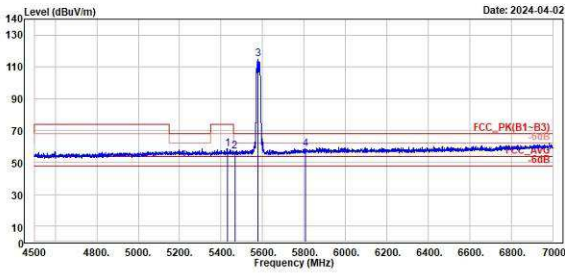
CH 116 (Vertical) Peak



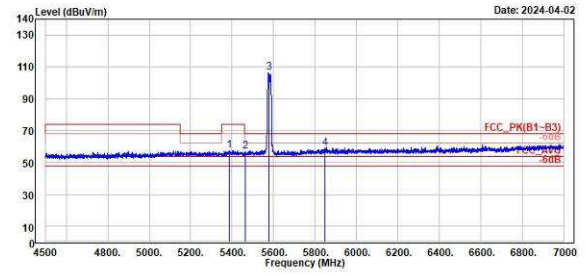
TUV Rheinland Taiwan Ltd.
No. 438-18, Sec 2, Fenliiao, Linkou Dist., New Taipei City 244, Taiwan(R.O.C.)
Tel: +886-2172-1000 Fax: +886-2172-1322



TUV Rheinland Taiwan Ltd.
No. 438-18, Sec 2, Fenliiao, Linkou Dist., New Taipei City 244, Taiwan(R.O.C.)
Tel: +886-2172-1000 Fax: +886-2172-1322



Peak	Freq (MHz)	Level (dBuV/m)	Read Level (dBuV)	Factor (dB/m)	Limit Line (dBuV/m)	Over Limit (dB)	APos (cm)	TPos (deg)	Remark	Pol/Phase	Note
1	5436.00	58.52	14.78	43.74	74.00	-15.48	345	189	Peak	Horizontal	
2	5466.00	56.93	13.25	43.68	68.20	-11.27	345	189	Peak	Horizontal	
3 *	5580.00	115.15	71.52	43.63	68.20	46.95	345	189	Peak	Horizontal	
4	5895.50	58.51	14.37	44.14	68.20	-9.69	345	189	Peak	Horizontal	



Peak	Freq (MHz)	Level (dBuV/m)	Read Level (dBuV)	Factor (dB/m)	Limit Line (dBuV/m)	Over Limit (dB)	APos (cm)	TPos (deg)	Remark	Pol/Phase	Note
1	5387.00	57.56	13.83	43.73	74.00	-16.44	100	296	Peak	Vertical	
2	5463.00	57.03	13.35	43.68	68.20	-11.17	100	296	Peak	Vertical	
3 *	5580.00	106.49	62.86	43.63	68.20	38.29	100	296	Peak	Vertical	
4	5849.00	58.84	14.57	44.27	68.20	-9.36	100	296	Peak	Vertical	

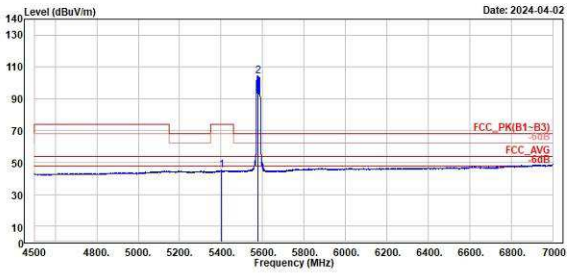
802.11a

CH 116 (Horizontal) Average

CH 116 (Vertical) Average



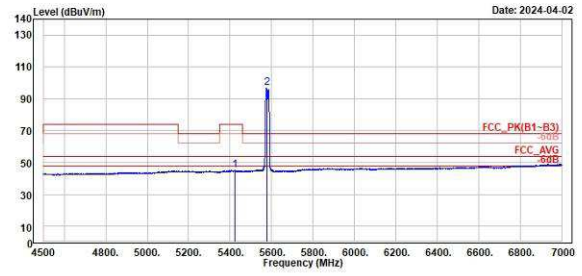
TUV Rheinland Taiwan Ltd.
No. 438-18, Sec 2, Fenliiao, Linkou Dist., New Taipei City 244, Taiwan(R.O.C.)
Tel: +886-2172-1000 Fax: +886-2172-1322



Read	Limit	Over	APos	TPos	Remark	Pol/Phase	Note				
Level	Line	Limit									
Factor											
dBuV	dB/m	dBuV/m	cm	deg							
1	5489.58	45.02	1.14	43.88	54.00	-8.98	345	189	Average	Horizontal	
2	5580.00	104.31	60.68	43.63	54.00	58.31	345	189	Average	Horizontal	



TUV Rheinland Taiwan Ltd.
No. 438-18, Sec 2, Fenliiao, Linkou Dist., New Taipei City 244, Taiwan(R.O.C.)
Tel: +886-2172-1000 Fax: +886-2172-1322



Read	Limit	Over	APos	TPos	Remark	Pol/Phase	Note				
Level	Line	Limit									
Factor											
dBuV	dB/m	dBuV/m	cm	deg							
1	5423.00	45.01	1.23	43.78	54.00	-8.99	180	296	Average	Vertical	
2	5580.00	96.69	53.86	43.63	54.00	42.69	180	296	Average	Vertical	

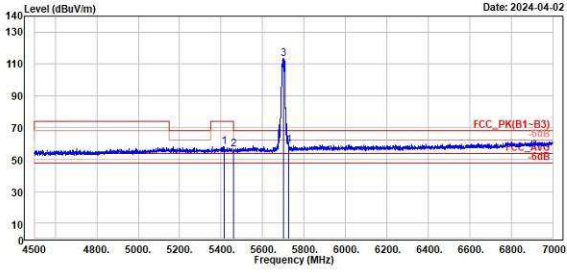
802.11a

CH 140 (Horizontal) Peak

CH 140 (Vertical) Peak



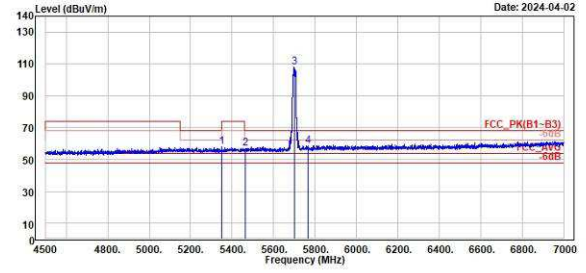
TUV Rheinland Taiwan Ltd.
No. 438-18, Sec 2, Fenliiao, Linkou Dist., New Taipei City 244, Taiwan(R.O.C.)
Tel: +886-2172-1000 Fax: +886-2172-1322



Peak	Freq (MHz)	Level (dBuV/m)	Read Level (dBuV)	Factor	Limit (dBuV/m)	Over (dB)	APos (cm)	TPos (deg)	Remark	Pol/Phase	Note
1	5414.00	58.22	14.39	43.83	74.00	-15.78	348	186	Peak	Horizontal	
2	5469.50	56.69	13.02	43.67	68.20	-11.51	348	186	Peak	Horizontal	
3 *	5700.00	113.58	70.84	43.54	68.20	45.38	348	186	Peak	Horizontal	
4	5727.50	59.34	15.49	43.85	68.20	-8.86	348	186	Peak	Horizontal	



TUV Rheinland Taiwan Ltd.
No. 438-18, Sec 2, Fenliiao, Linkou Dist., New Taipei City 244, Taiwan(R.O.C.)
Tel: +886-2172-1000 Fax: +886-2172-1322



Peak	Freq (MHz)	Level (dBuV/m)	Read Level (dBuV)	Factor	Limit (dBuV/m)	Over (dB)	APos (cm)	TPos (deg)	Remark	Pol/Phase	Note
1	5350.50	57.99	14.72	43.27	74.00	-16.01	103	76	Peak	Vertical	
2	5465.00	56.87	13.19	43.68	68.20	-11.33	103	76	Peak	Vertical	
3 *	5700.00	108.13	64.59	43.54	68.20	39.93	103	76	Peak	Vertical	
4	5764.50	58.74	14.64	44.10	68.20	-9.46	103	76	Peak	Vertical	

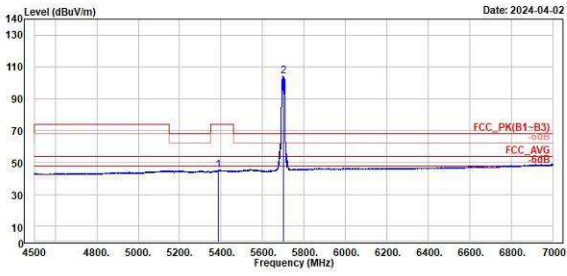
802.11a

CH 140 (Horizontal) Average

CH 140 (Vertical) Average



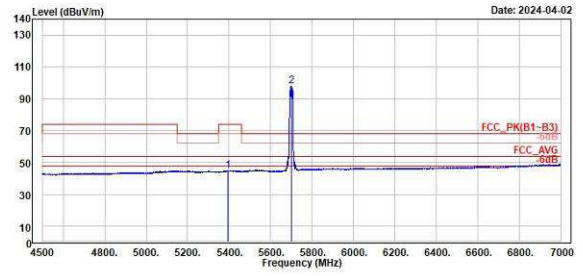
TUV Rheinland Taiwan Ltd.
No. 438-18, Sec 2, Fenliiao, Linkou Dist., New Taipei City 244, Taiwan(R.O.C.)
Tel: +886-2172-1000 Fax: +886-2172-1322



Read	Limit	Over	APos	TPos	Remark	Pol/Phase	Note				
Level	Line	Limit	cm	deg							
Factor											
dBuV	dB/m	dBuV/m	cm	deg							
1	5388.00	45.39	1.64	43.75	54.00	-8.61	348	186	Average	Horizontal	
2 *	5788.00	104.16	60.62	43.54	54.00	58.15	348	186	Average	Horizontal	



TUV Rheinland Taiwan Ltd.
No. 438-18, Sec 2, Fenliiao, Linkou Dist., New Taipei City 244, Taiwan(R.O.C.)
Tel: +886-2172-1000 Fax: +886-2172-1322



Read	Limit	Over	APos	TPos	Remark	Pol/Phase	Note				
Level	Line	Limit	cm	deg							
Factor											
dBuV	dB/m	dBuV/m	cm	deg							
1	5396.00	44.96	1.12	43.84	54.00	-9.04	183	76	Average	Vertical	
2 *	5788.00	97.96	54.42	43.54	54.00	43.96	183	76	Average	Vertical	

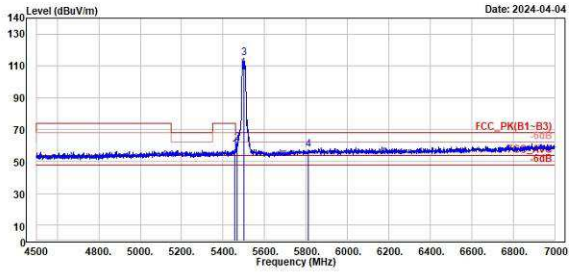
802.11ax HE20

CH 100 (Horizontal) Peak

CH 100 (Vertical) Peak



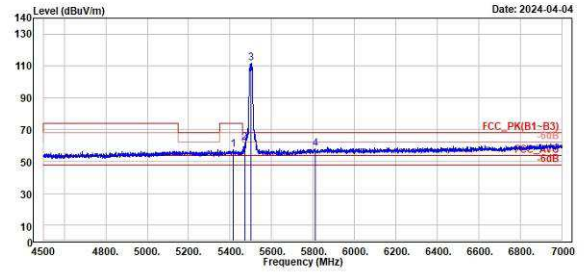
TUV Rheinland Taiwan Ltd.
No. 438-18, Sec 2, Fenhiao, Linkou Dist., New Taipei City 244, Taiwan(R.O.C.)
Tel: +886-2172-1000 Fax: +886-2172-1322



Peak	Freq	Level	Read	Limit	Over	APos	TPos	Remark	Pol/Phase	Note
	MHz	dBuV/m	dBuV	dB/m	dBuV/m	dB	cm	deg		
1	5455.00	57.23	13.58	43.65	74.00	-16.77	312	154 Peak	Horizontal	
2	5469.50	61.68	17.99	43.69	68.20	-6.52	312	154 Peak	Horizontal	
3 *	5580.00	114.82	71.84	43.78	68.20	46.62	312	154 Peak	Horizontal	
4	5812.50	57.74	13.57	44.17	68.20	-10.46	312	154 Peak	Horizontal	



TUV Rheinland Taiwan Ltd.
No. 438-18, Sec 2, Fenhiao, Linkou Dist., New Taipei City 244, Taiwan(R.O.C.)
Tel: +886-2172-1000 Fax: +886-2172-1322



Peak	Freq	Level	Read	Limit	Over	APos	TPos	Remark	Pol/Phase	Note
	MHz	dBuV/m	dBuV	dB/m	dBuV/m	dB	cm	deg		
1	5416.50	57.33	13.52	43.81	74.00	-16.67	307	153 Peak	Vertical	
2	5470.00	61.52	17.82	43.78	68.20	-6.68	307	153 Peak	Vertical	
3 *	5580.00	111.98	68.20	43.78	68.20	43.78	307	153 Peak	Vertical	
4	5811.50	57.95	13.79	44.16	68.20	-10.25	307	153 Peak	Vertical	

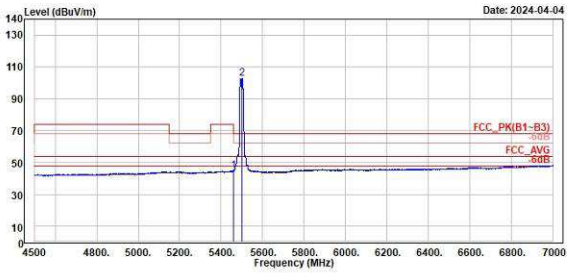
802.11ax HE20

CH 100 (Horizontal) Average

CH 100 (Vertical) Average



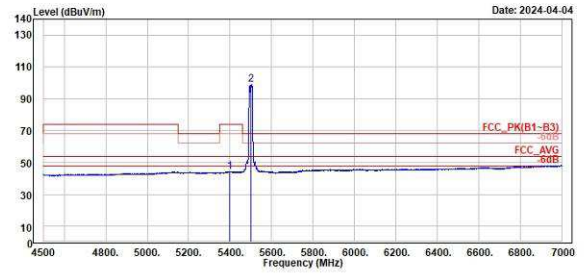
TUV Rheinland Taiwan Ltd.
No. 438-18, Sec 2, Fenliiao, Linkou Dist., New Taipei City 244, Taiwan(R.O.C.)
Tel: +886-2172-1000 Fax: +886-2172-1322



Read	Limit	Over	APos	TPos	Remark	Pol/Phase	Note		
Level	Line	Limit							
Factor									
dBuV	dB/m	dBuV/m	cm	deg					
1	5459.50	44.86	1.19	43.67	54.00	-9.14	312	154 Average	Horizontal
2 *	5500.00	102.83	59.05	43.78	54.00	48.83	312	154 Average	Horizontal



TUV Rheinland Taiwan Ltd.
No. 438-18, Sec 2, Fenliiao, Linkou Dist., New Taipei City 244, Taiwan(R.O.C.)
Tel: +886-2172-1000 Fax: +886-2172-1322



Read	Limit	Over	APos	TPos	Remark	Pol/Phase	Note		
Level	Line	Limit							
Factor									
dBuV	dB/m	dBuV/m	cm	deg					
1	5399.50	44.48	0.51	43.89	54.00	-9.60	307	153 Average	Vertical
2 *	5500.00	99.21	55.43	43.78	54.00	45.21	307	153 Average	Vertical

802.11ax HE20

CH 116 (Horizontal) Peak

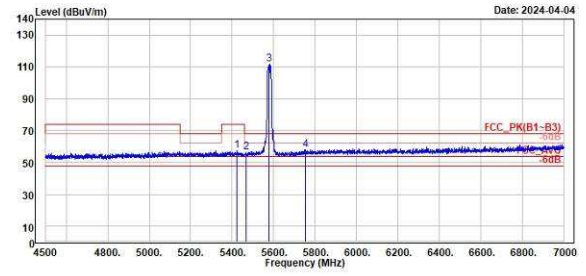
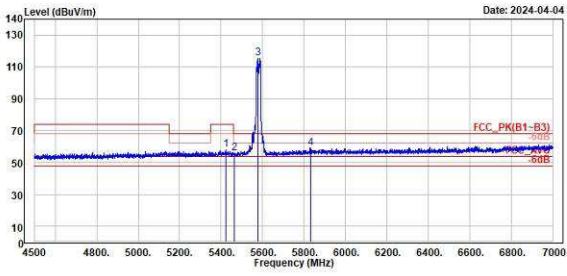
CH 116 (Vertical) Peak



TUV Rheinland Taiwan Ltd.
No. 438-18, Sec 2, Fenliiao, Linkou Dist., New Taipei City 244, Taiwan(R.O.C.)
Tel: +886-2172-1000 Fax: +886-2172-1322



TUV Rheinland Taiwan Ltd.
No. 438-18, Sec 2, Fenliiao, Linkou Dist., New Taipei City 244, Taiwan(R.O.C.)
Tel: +886-2172-1000 Fax: +886-2172-1322



Peak	Freq	Level	Read	Limit	Over	APos	TPos	Remark	Pol/Phase	Note
	MHz	dBuV/m	dBuV	dB/m	dBuV/m	dB	cm	deg		
1	5423.00	57.81	14.83	43.78	74.00	-16.19	365	166 Peak	Horizontal	
2	5463.50	56.04	12.36	43.68	68.20	-12.16	365	166 Peak	Horizontal	
3 *	5580.00	115.37	71.74	43.63	68.20	47.17	365	166 Peak	Horizontal	
4	5830.50	59.22	15.01	44.21	68.20	-8.98	365	166 Peak	Horizontal	

Peak	Freq	Level	Read	Limit	Over	APos	TPos	Remark	Pol/Phase	Note
	MHz	dBuV/m	dBuV	dB/m	dBuV/m	dB	cm	deg		
1	5424.50	57.26	13.49	43.77	74.00	-16.74	333	148 Peak	Vertical	
2	5469.50	56.24	12.55	43.69	68.20	-11.96	333	148 Peak	Vertical	
3 *	5580.00	111.98	68.27	43.63	68.20	43.70	333	148 Peak	Vertical	
4	5754.00	58.05	13.96	44.09	68.20	-10.15	333	148 Peak	Vertical	

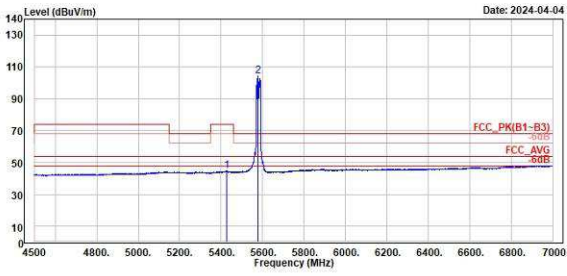
802.11ax HE20

CH 116 (Horizontal) Average

CH 116 (Vertical) Average



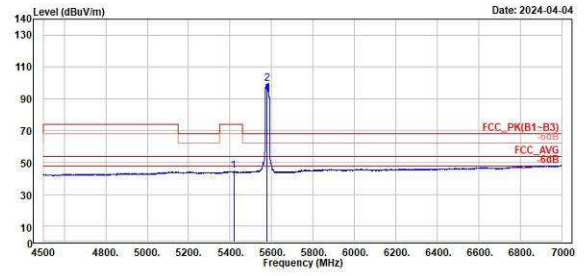
TUV Rheinland Taiwan Ltd.
No. 438-18, Sec 2, Fenliao, Linkou Dist., New Taipei City 244, Taiwan(R.O.C.)
Tel: +886-2172-1000 Fax: +886-2172-1322



Read	Limit	Over	APos	TPos	Remark	Pol/Phase	Note	
Level	Line	Limit						
Factor								
dBuV	dB/m	dBuV/m	cm	deg				
1	5425.58	44.57	0.88	43.77	54.00	-9.43	365	166 Average Horizontal
2 *	5588.00	104.43	60.89	43.63	54.00	58.43	365	166 Average Horizontal



TUV Rheinland Taiwan Ltd.
No. 438-18, Sec 2, Fenliao, Linkou Dist., New Taipei City 244, Taiwan(R.O.C.)
Tel: +886-2172-1000 Fax: +886-2172-1322



Read	Limit	Over	APos	TPos	Remark	Pol/Phase	Note	
Level	Line	Limit						
Factor								
dBuV	dB/m	dBuV/m	cm	deg				
1	5417.00	44.52	0.71	43.81	54.00	-9.48	333	148 Average Vertical
2 *	5588.00	99.41	55.78	43.63	54.00	45.41	333	148 Average Vertical

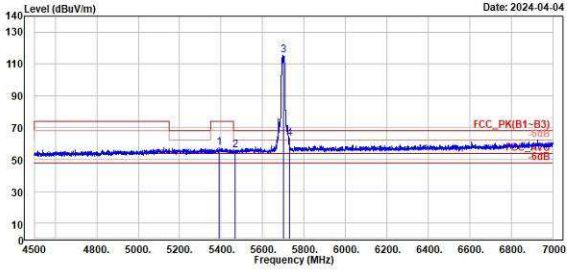
802.11ax HE20

CH 140 (Horizontal) Peak

CH 140 (Vertical) Peak



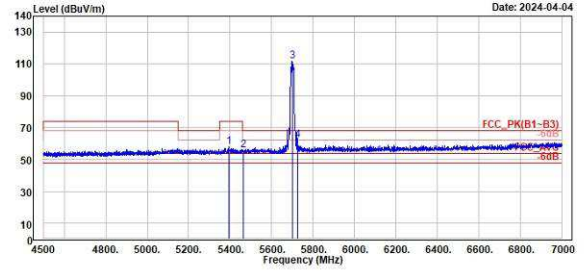
TUV Rheinland Taiwan Ltd.
No. 438-18, Sec 2, Fenliiao, Linkou Dist., New Taipei City 244, Taiwan(R.O.C.)
Tel: +886-2172-1000 Fax: +886-2172-1322



Peak	Freq (MHz)	Level (dBuV/m)	Read Level (dBuV)	Factor (dB/m)	Limit Line (dBuV/m)	Over Limit (dB)	APos (cm)	TPos (deg)	Remark	Pol/Phase	Note
1	5391.50	57.25	13.46	43.79	74.00	-16.75	319	158	Peak	Horizontal	
2	5469.50	55.76	12.07	43.69	68.20	-12.44	319	158	Peak	Horizontal	
3 *	5700.00	115.63	72.89	43.54	68.20	47.43	319	158	Peak	Horizontal	
4 †	5728.00	63.38	19.53	43.85	68.20	-4.82	319	158	Peak	Horizontal	



TUV Rheinland Taiwan Ltd.
No. 438-18, Sec 2, Fenliiao, Linkou Dist., New Taipei City 244, Taiwan(R.O.C.)
Tel: +886-2172-1000 Fax: +886-2172-1322



Peak	Freq (MHz)	Level (dBuV/m)	Read Level (dBuV)	Factor (dB/m)	Limit Line (dBuV/m)	Over Limit (dB)	APos (cm)	TPos (deg)	Remark	Pol/Phase	Note
1	5394.50	57.87	14.05	43.82	74.00	-16.13	288	154	Peak	Vertical	
2	5464.00	56.13	12.45	43.68	68.20	-12.07	288	154	Peak	Vertical	
3 *	5700.00	111.06	68.12	43.54	68.20	43.46	288	154	Peak	Vertical	
4 †	5725.00	62.03	18.22	43.81	68.20	-6.17	288	154	Peak	Vertical	

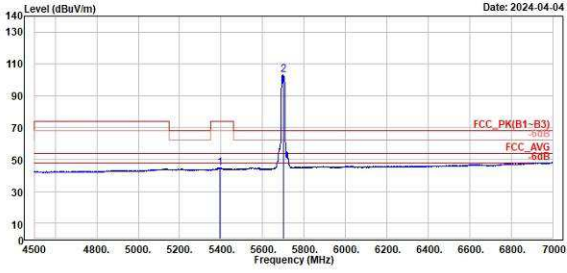
802.11ax HE20

CH 140 (Horizontal) Average

CH 140 (Vertical) Average



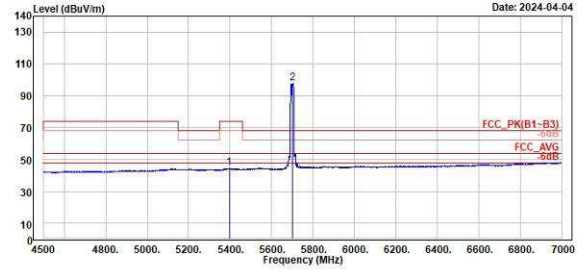
TUV Rheinland Taiwan Ltd.
No. 438-18, Sec 2, Fenliiao, Linkou Dist., New Taipei City 244, Taiwan(R.O.C.)
Tel: +886-2172-1000 Fax: +886-2172-1322



Freq	Level	Read Level	Factor	Limit Line	Over Limit	APos	TPos	Remark	Pol/Phase	Note
MHz	dBuV/m	dBuV	dB/m	dBuV/m	dB	cm	deg			
1	5395.50	44.76	0.92	43.84	54.00	-9.24	319	158 Average	Horizontal	
2 *	5780.00	103.17	59.63	43.54	54.00	49.17	319	158 Average	Horizontal	



TUV Rheinland Taiwan Ltd.
No. 438-18, Sec 2, Fenliiao, Linkou Dist., New Taipei City 244, Taiwan(R.O.C.)
Tel: +886-2172-1000 Fax: +886-2172-1322



Freq	Level	Read Level	Factor	Limit Line	Over Limit	APos	TPos	Remark	Pol/Phase	Note
MHz	dBuV/m	dBuV	dB/m	dBuV/m	dB	cm	deg			
1	5396.50	44.46	0.98	43.86	54.00	-9.54	288	154 Average	Vertical	
2 *	5780.00	98.04	54.58	43.54	54.00	44.04	288	154 Average	Vertical	