

1. Photographs of Conducted Emissions Test Configuration

USB Mode

Front view



Side view



Under table view




**Adapter Charging
Mode**

Front view



Side view






2. Photographs of Radiated Emissions Test Configuration


For radiated emissions 30MHz~1GHz

USB Mode

Front view




Rear view




For radiated emissions above 1GHz

Front view




Rear view



For radiated emissions 30MHz~1GHz
Adapter Charging
Mode

Front view



Rear view



————THE END————