


1. Photographs of Conducted Emissions Test Configuration

Front view



Side view



Under table view




2. Photographs of Radiated Emissions Test Configuration


For radiated emissions 30MHz~1GHz

Y-axis

Front view




Rear view



For radiated emissions above 1GHz

Front view




Rear view




For radiated emissions 30MHz~1GHz
Z-axis

Front view




Rear view



For radiated emissions above 1GHz

Front view



Rear view



————THE END————