

# 1. Photographs of Conducted Emissions Test Configuration

USB Mode

Front view



Side view



**Under table view**




**Adapter Charging  
Mode**

**Front view**



**Side view**






## 2. Photographs of Radiated Emissions Test Configuration


For radiated emissions 30MHz~1GHz

USB Mode

Front view




Rear view



For radiated emissions above 1GHz

**Front view**




**Rear view**



For radiated emissions 30MHz~1GHz  
Adapter Charging  
Mode

Front view



Rear view



————THE END————