


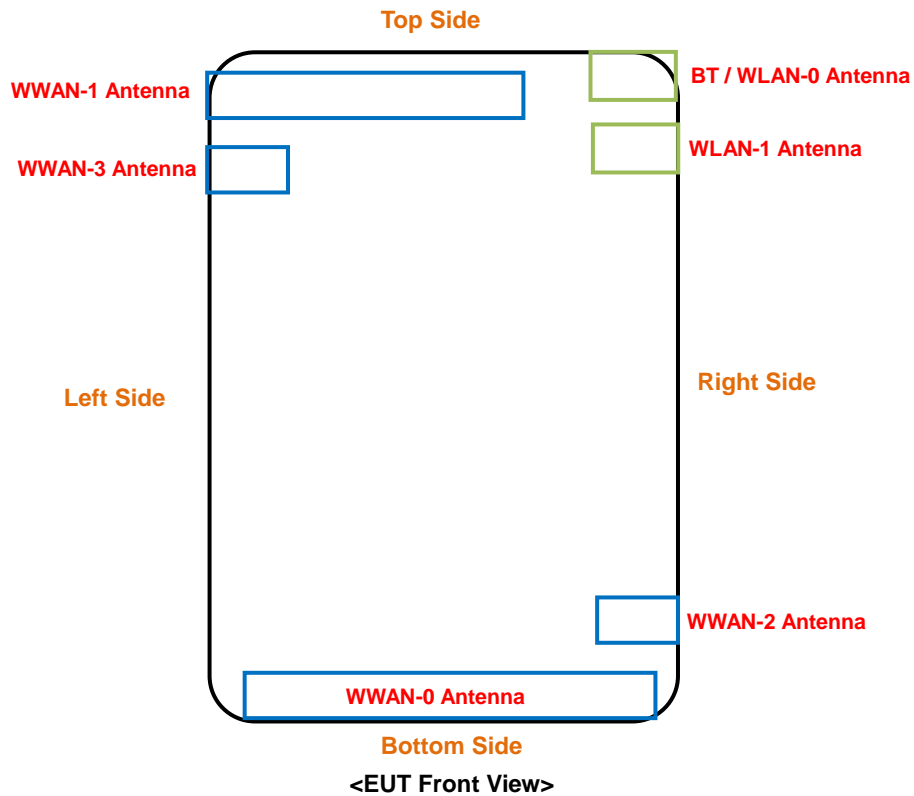
Appendix D. Photographs of EUT and Setup

FCC SAR Test Report

<Photographs of EUT>



<Antenna Location>



The separation distance for antenna to edge:

Antenna	To Top Side (mm)	To Bottom Side (mm)	To Left Side (mm)	To Right Side (mm)
WWAN-0	156.6	0	12.99	12.99
WWAN-1	10.01	146.59	0	19
WWAN-2	146.61	9.99	62.99	0
WWAN-3	12.01	123.09	0	73.98
BT / WLAN-0	10.01	146.59	56.98	0
WLAN-1	12.01	123.09	73.98	0

<Antenna Capacity Definition>

WWAN Antenna-0

GSM: 850, 1900 / WCDMA: II, IV, V / LTE: 2, 4, 5, 12, 13, 17, 66

WWAN Antenna-1

GSM: 850, 1900 / WCDMA: II, IV, V / LTE: 2, 4, 5, 12, 13, 17, 66

WWAN Antenna-2


LTE: 7, 41

WWAN Antenna-3

LTE: 7, 41

FCC SAR Test Report

<Photographs of SAR Setup>



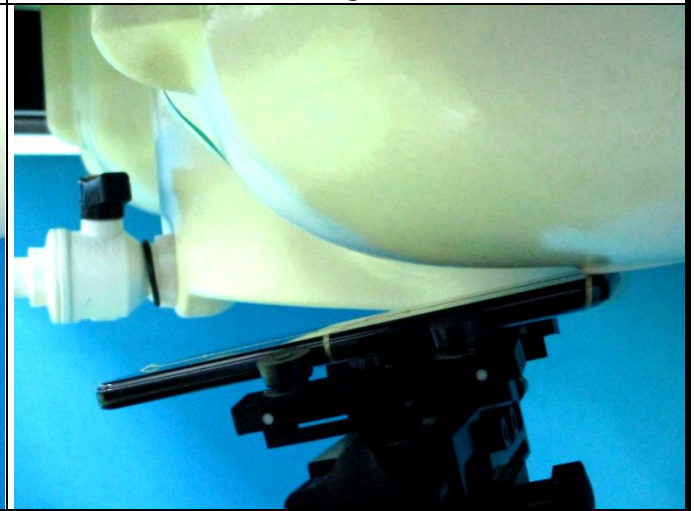
Head - Right Cheek



Head - Right Tilted



Head - Left Cheek



Head - Left Tilted



Body & Hotspot - Front Face of EUT at 10 mm



Body & Hotspot - Rear Face of EUT at 10 mm



Body & Hotspot - Bottom Side of EUT at 10 mm



Body & Hotspot - Right Side of EUT at 10 mm



Product Specific - Rear Face of EUT at 0 mm