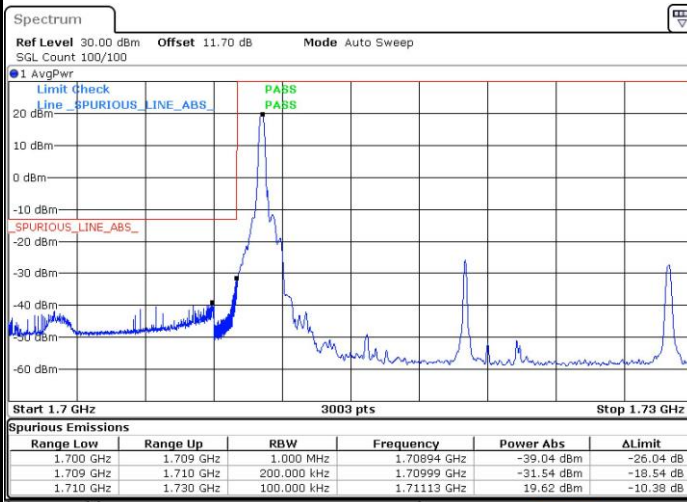




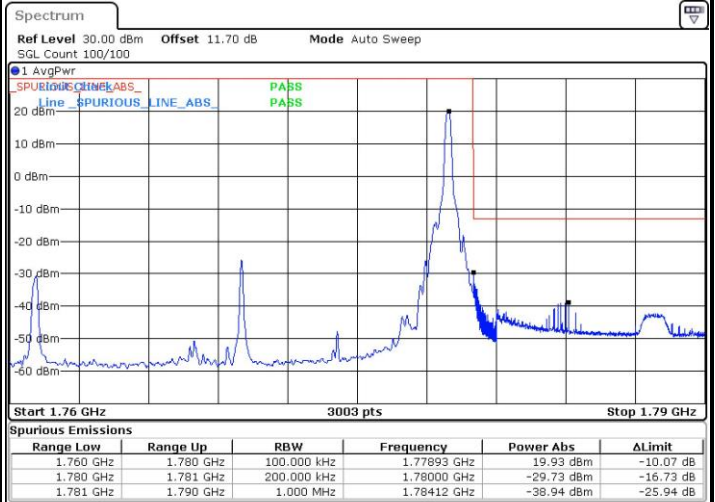
LTE Band 66 / 20MHz / 16QAM

Lowest Band Edge / 1 RB



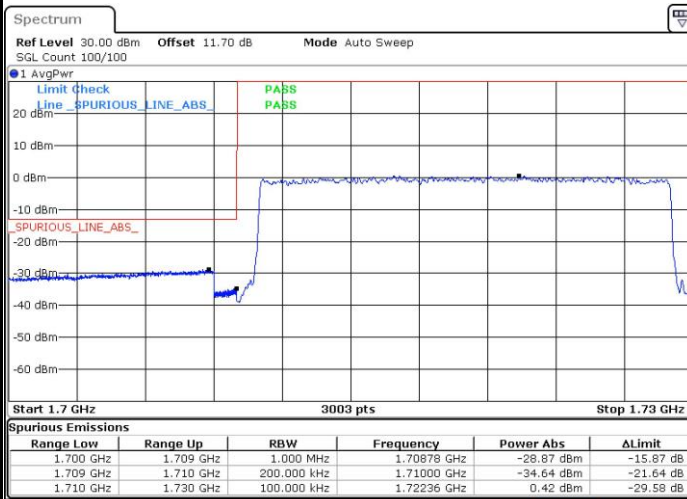
Date: 24 JUN 2017 09:56:31

Highest Band Edge / 1 RB



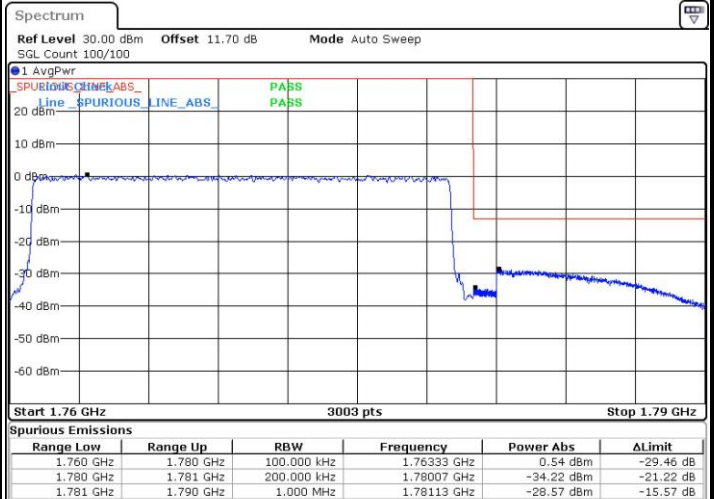
Date: 24 JUN 2017 10:06:12

Lowest Band Edge / Full RB



Date: 24 JUN 2017 09:58:49

Highest Band Edge / Full RB



Date: 24 JUN 2017 10:08:30



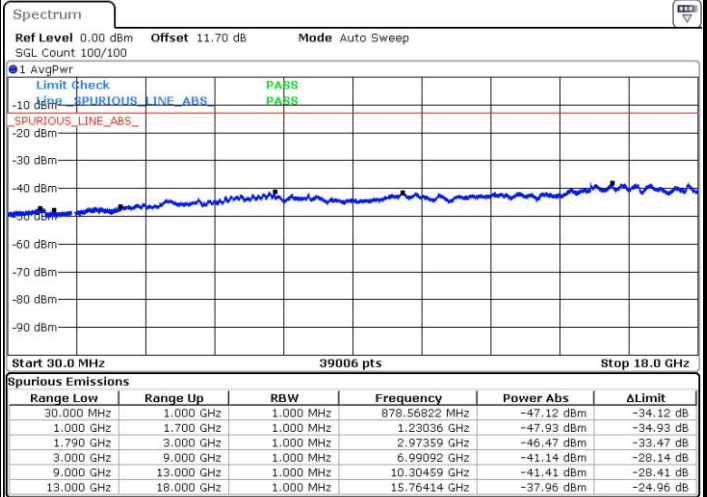
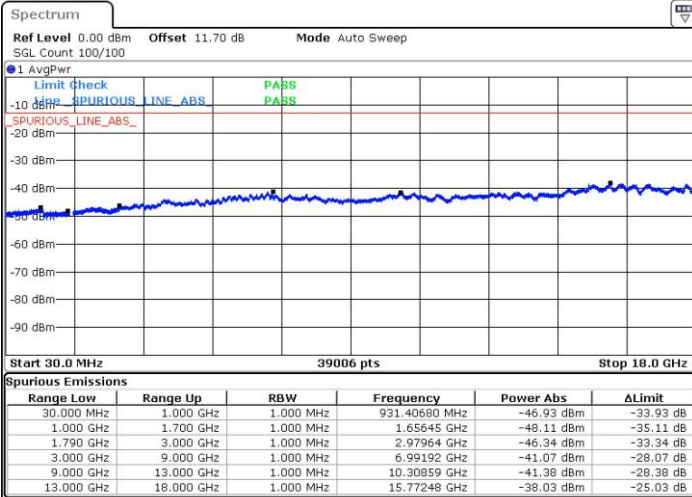
Conducted Spurious Emission



LTE Band 66 / 1.4MHz

Lowest Channel / QPSK

Lowest Channel / 16QAM

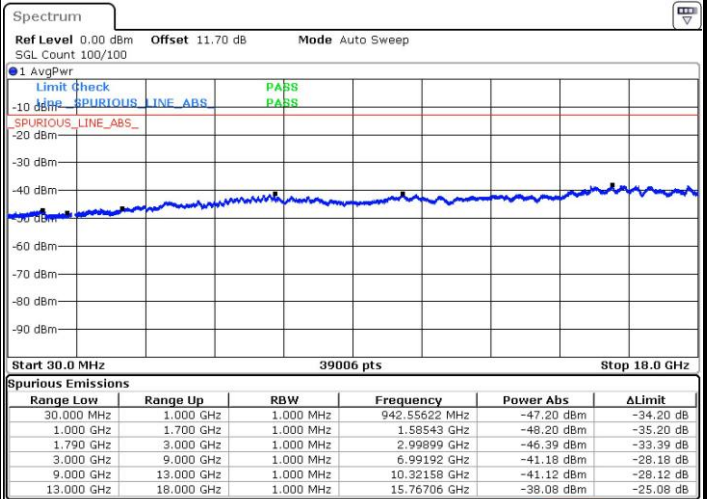
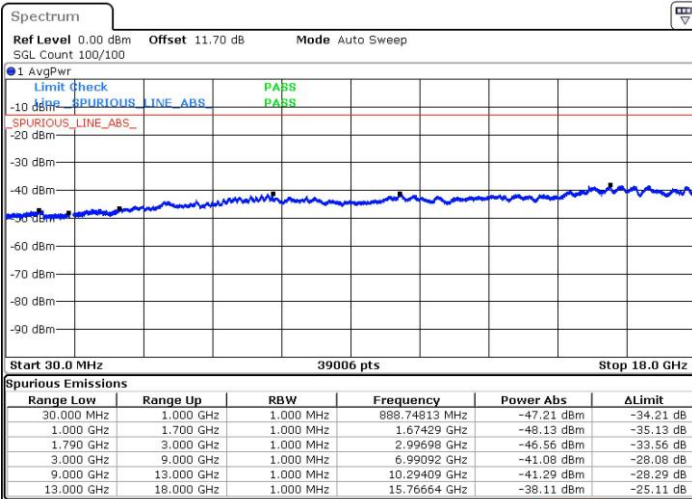


Date: 23 JUN 2017 00:02:44

Date: 23 JUN 2017 00:03:39

Middle Channel / QPSK

Middle Channel / 16QAM



Date: 23 JUN 2017 00:05:16

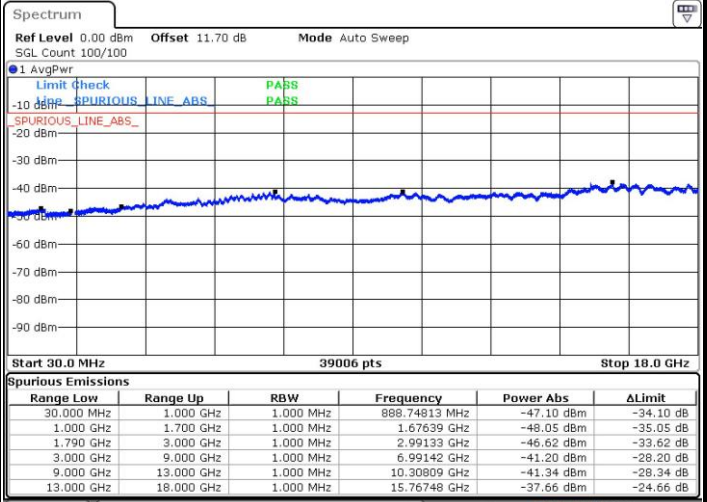
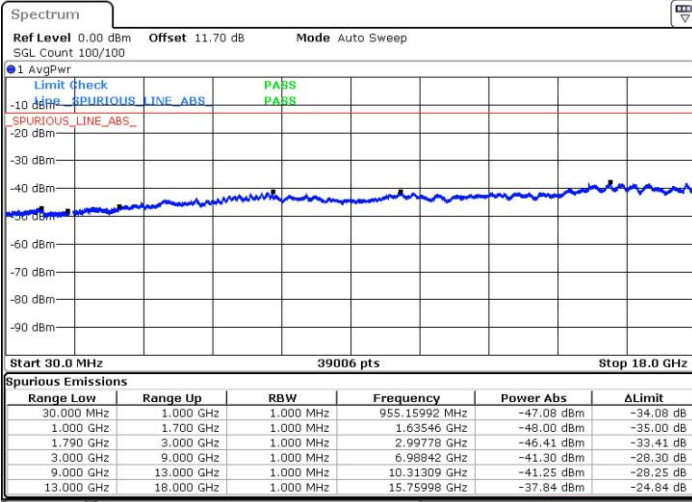
Date: 23 JUN 2017 00:06:11



LTE Band 66 / 1.4MHz

Highest Channel / QPSK

Highest Channel / 16QAM



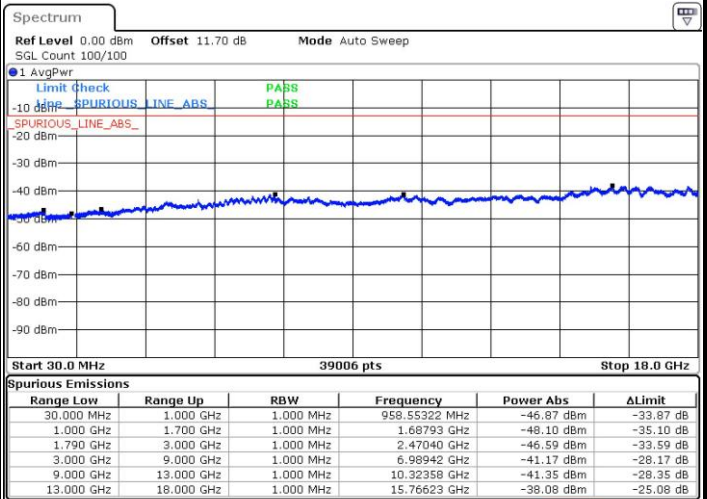
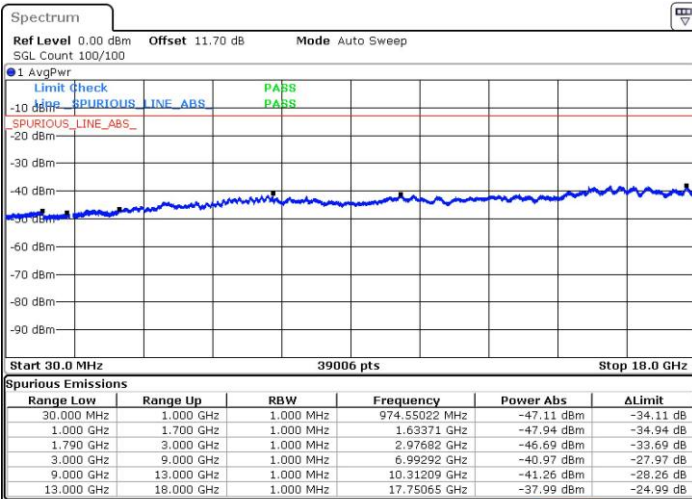
Date: 23 JUN 2017 00:12:24

Date: 23 JUN 2017 00:13:19

LTE Band 66 / 3MHz

Lowest Channel / QPSK

Lowest Channel / 16QAM



Date: 23 JUN 2017 00:19:33

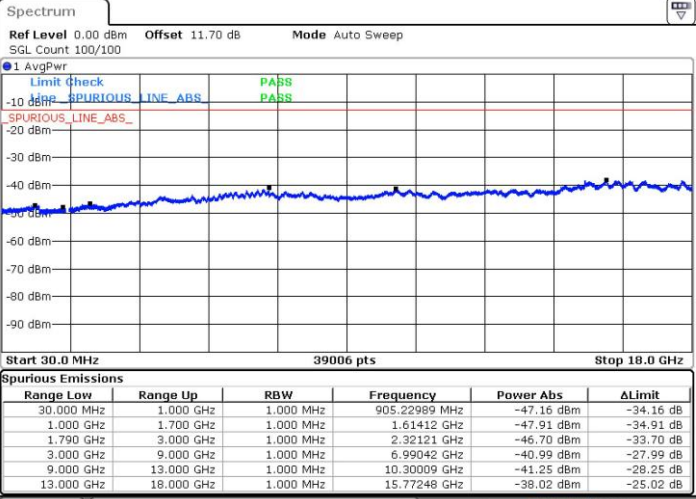
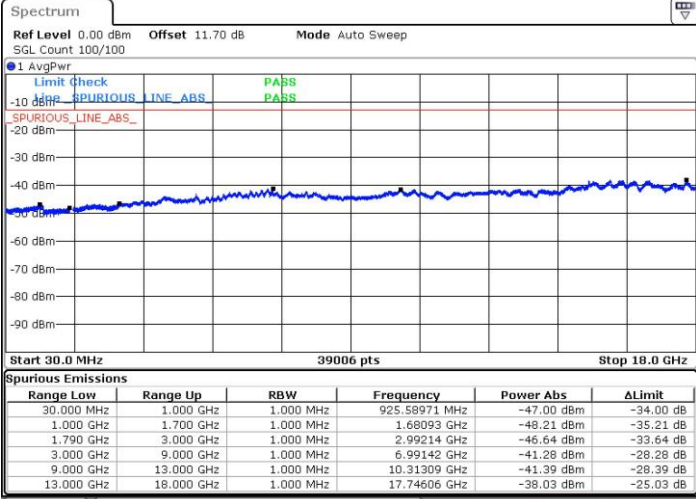
Date: 23 JUN 2017 00:20:28



LTE Band 66 / 3MHz

Middle Channel / QPSK

Middle Channel / 16QAM

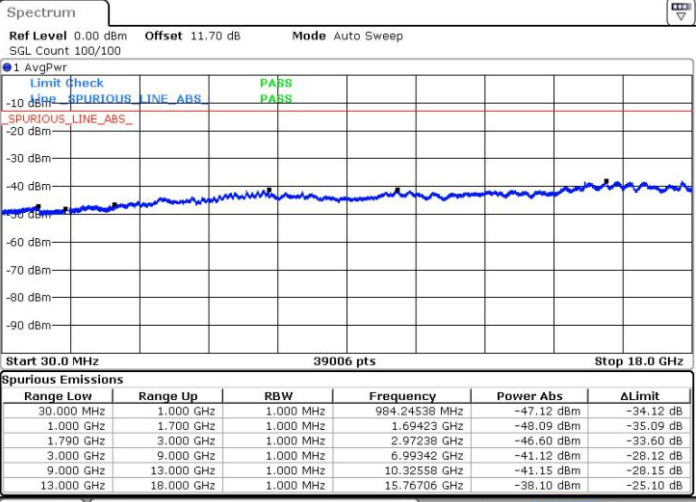
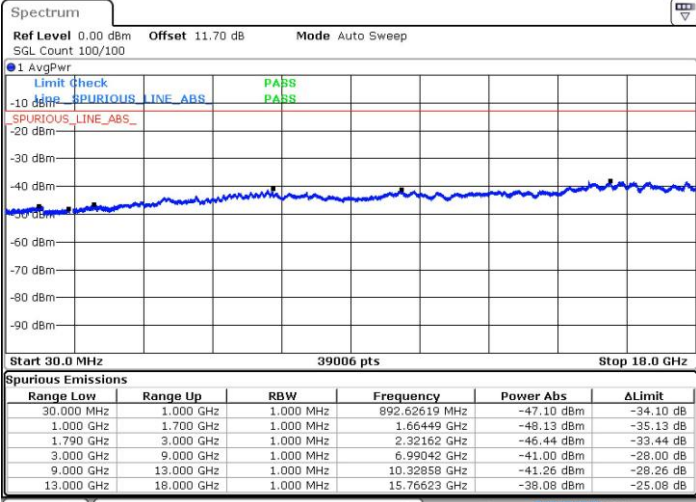


Date: 23 JUN 2017 00:22:05

Date: 23 JUN 2017 00:23:00

Highest Channel / QPSK

Highest Channel / 16QAM



Date: 23 JUN 2017 00:29:13

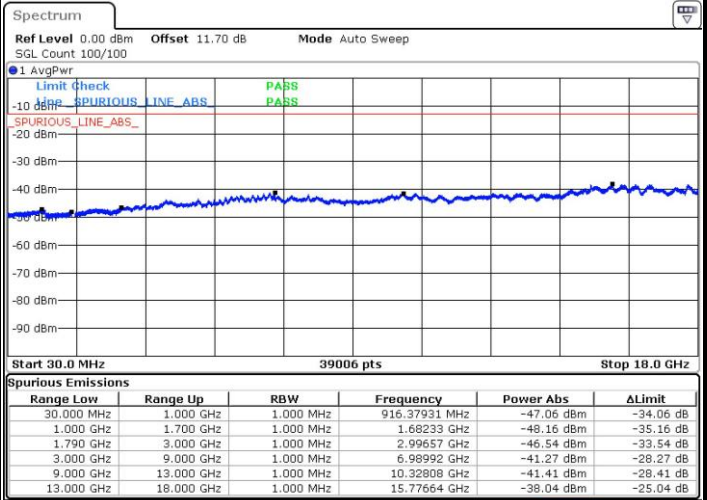
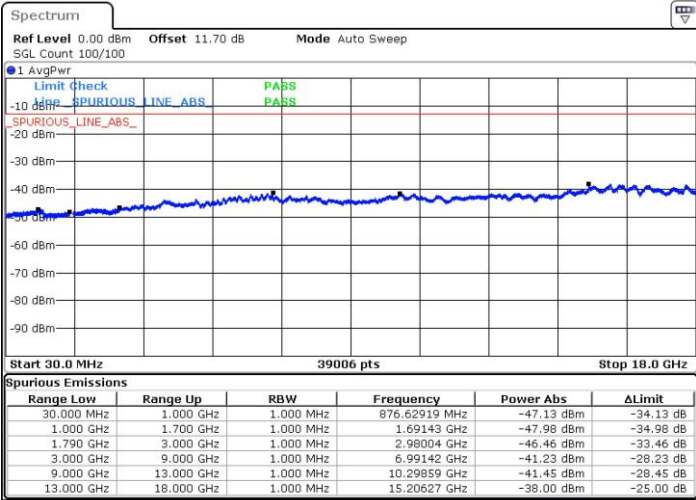
Date: 23 JUN 2017 00:30:08



LTE Band 66 / 5MHz

Lowest Channel / QPSK

Lowest Channel / 16QAM

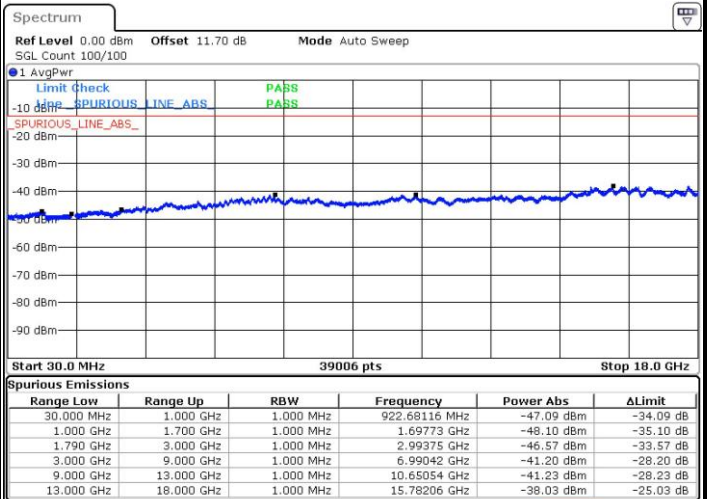
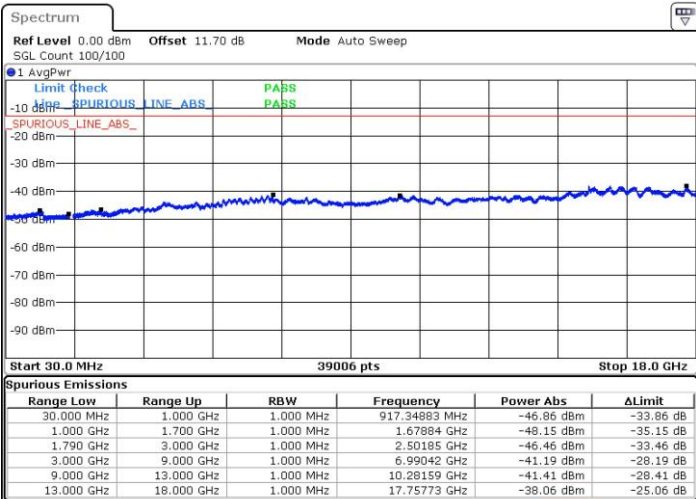


Date: 23 JUN 2017 00:36:22

Date: 23 JUN 2017 00:37:17

Middle Channel / QPSK

Middle Channel / 16QAM



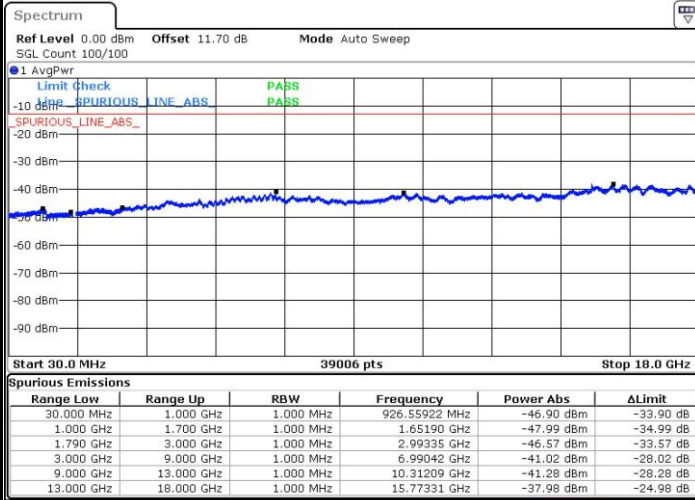
Date: 23 JUN 2017 00:38:53

Date: 23 JUN 2017 00:39:48



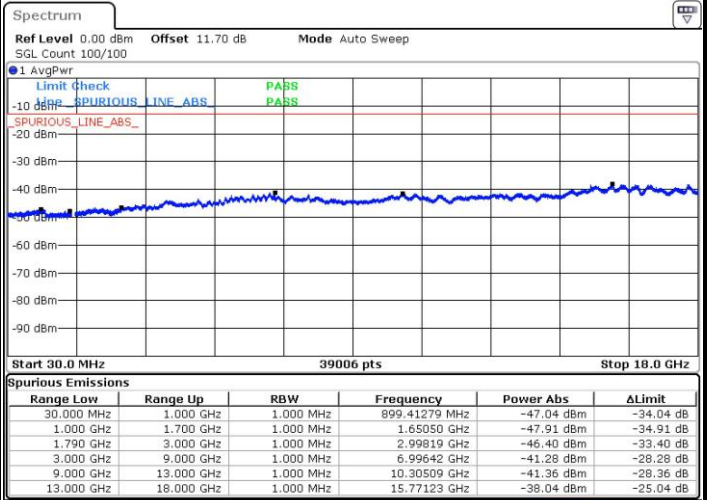
LTE Band 66 / 5MHz

Highest Channel / QPSK



Date: 23 JUN 2017 00:46:00

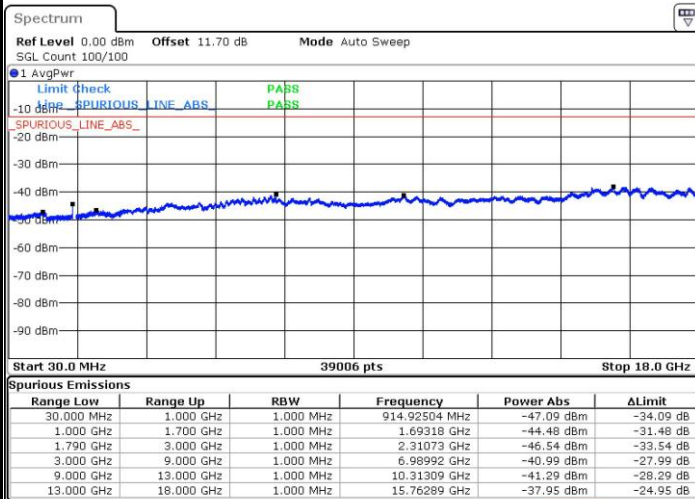
Highest Channel / 16QAM



Date: 23 JUN 2017 00:46:55

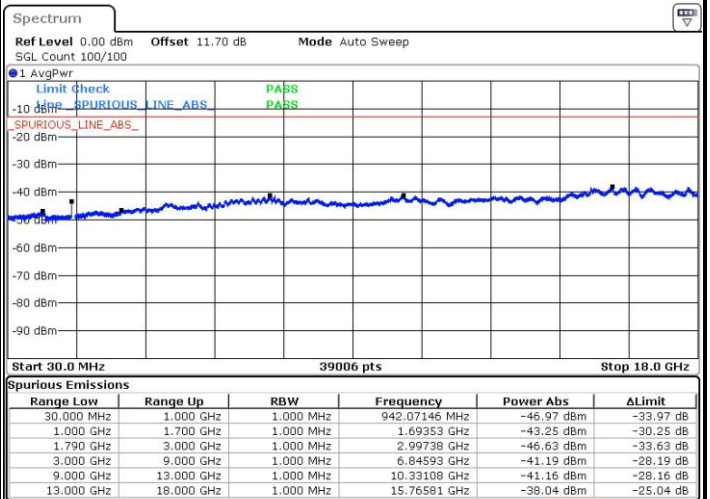
LTE Band 66 / 10MHz

Lowest Channel / QPSK



Date: 23 JUN 2017 01:34:54

Lowest Channel / 16QAM



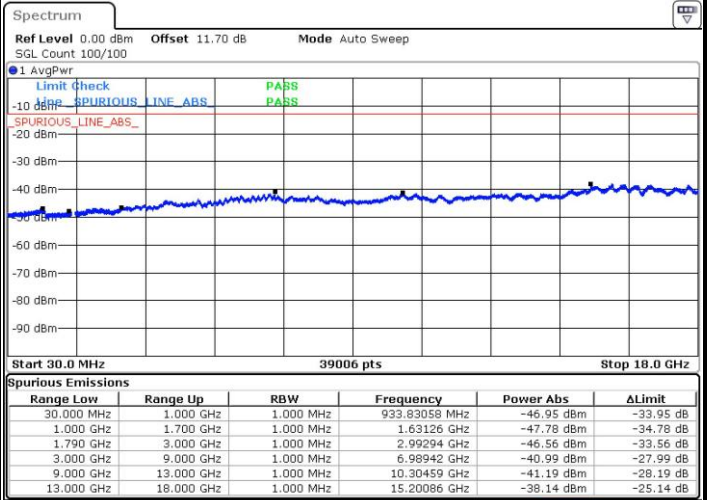
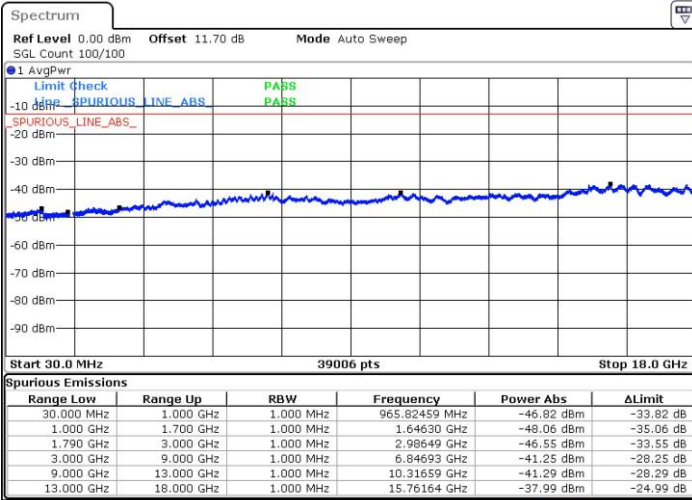
Date: 23 JUN 2017 01:35:49



LTE Band 66 / 10MHz

Middle Channel / QPSK

Middle Channel / 16QAM

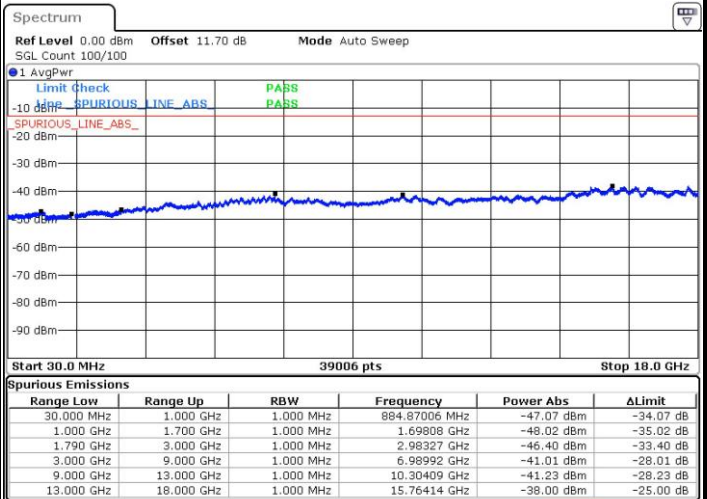
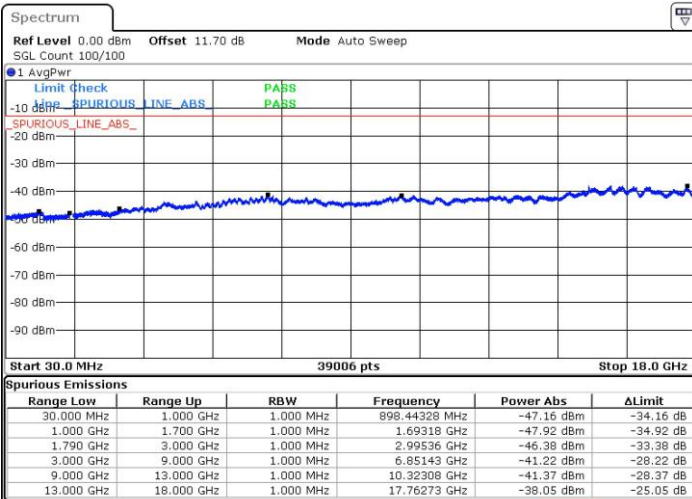


Date: 23 JUN 2017 01:37:26

Date: 23 JUN 2017 01:38:21

Highest Channel / QPSK

Highest Channel / 16QAM



Date: 23 JUN 2017 01:44:34

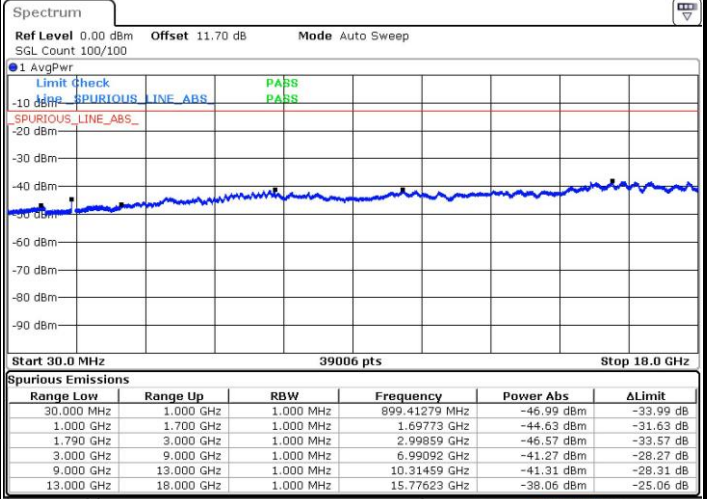
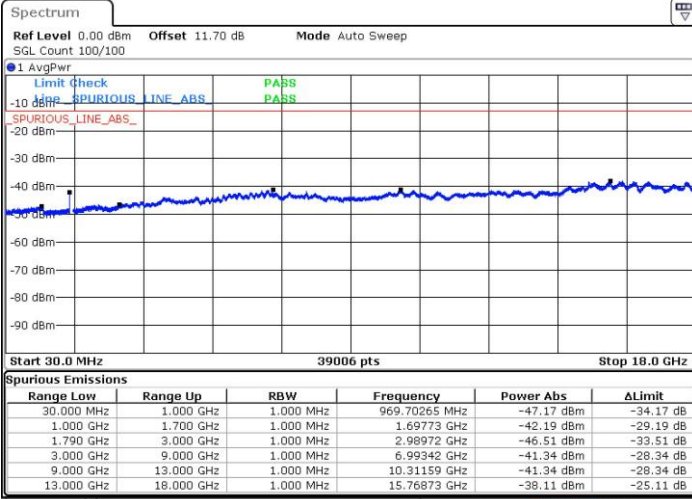
Date: 23 JUN 2017 01:45:29



LTE Band 66 / 15MHz

Lowest Channel / QPSK

Lowest Channel / 16QAM

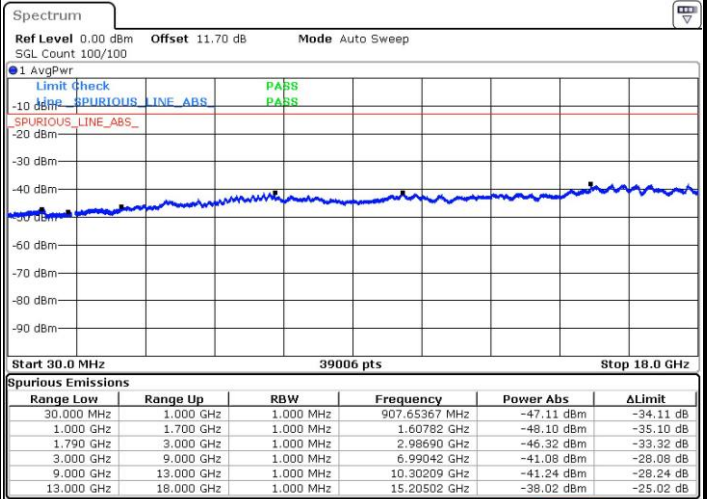
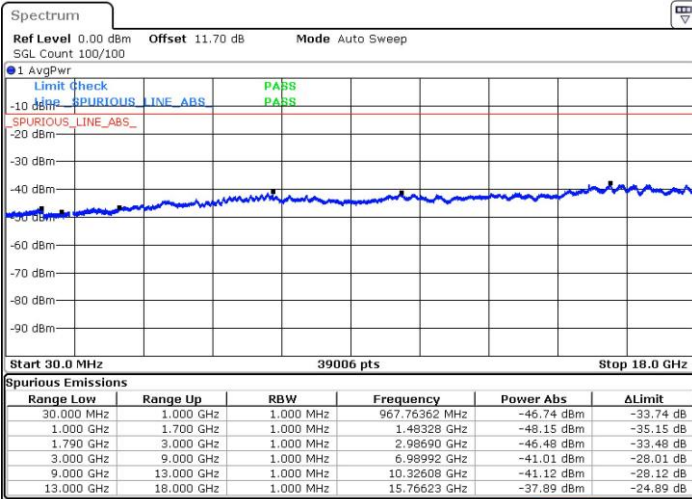


Date: 23 JUN 2017 01:57:16

Date: 23 JUN 2017 01:58:11

Middle Channel / QPSK

Middle Channel / 16QAM



Date: 23 JUN 2017 01:59:47

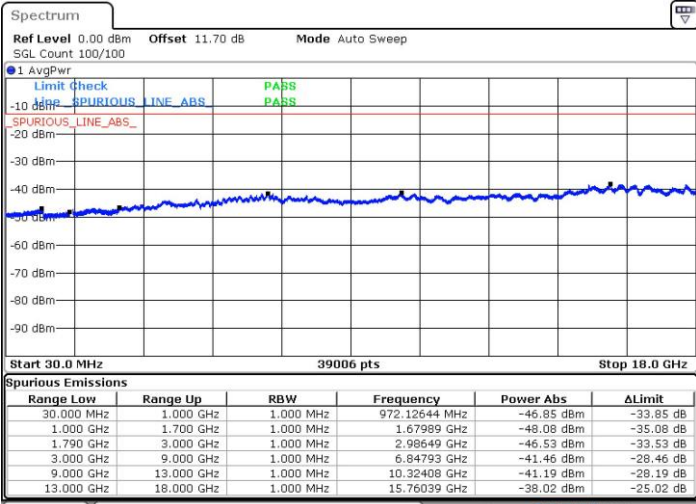
Date: 23 JUN 2017 02:00:42



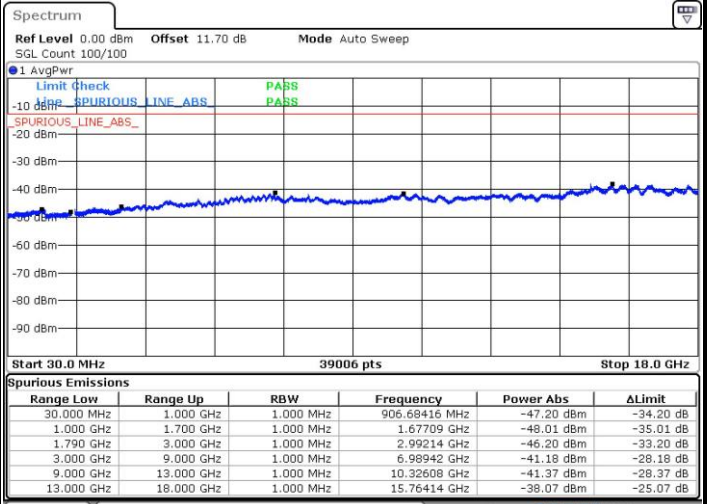
LTE Band 66 / 15MHz

Highest Channel / QPSK

Highest Channel / 16QAM



Date: 24 JUN 2017 09:53:08

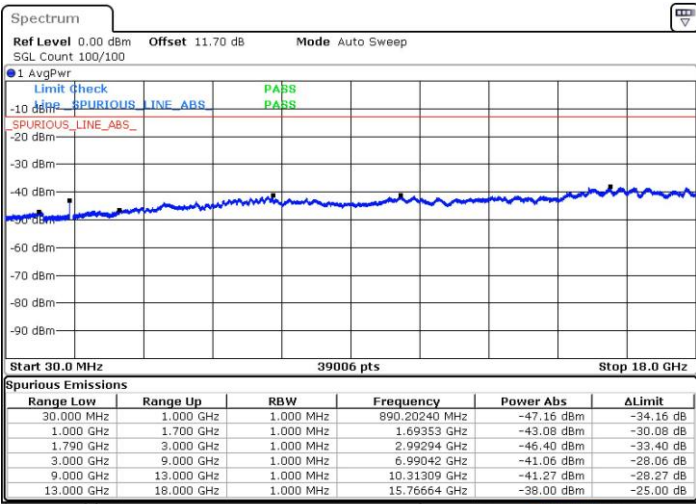


Date: 24 JUN 2017 09:52:26

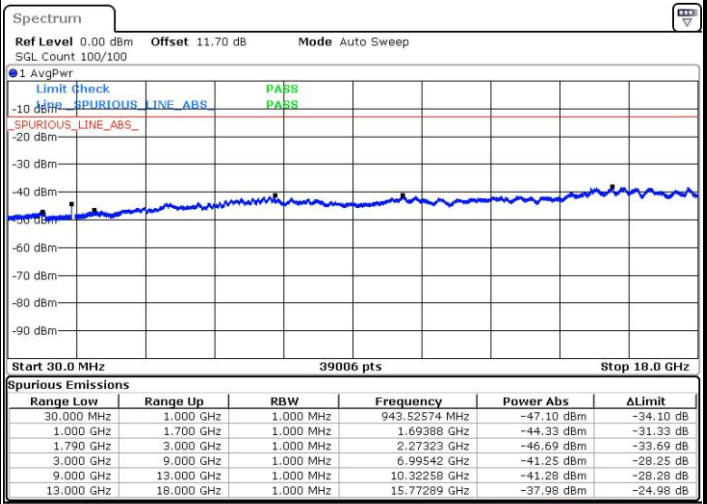
LTE Band 66 / 20MHz

Lowest Channel / QPSK

Lowest Channel / 16QAM



Date: 24 JUN 2017 09:59:44



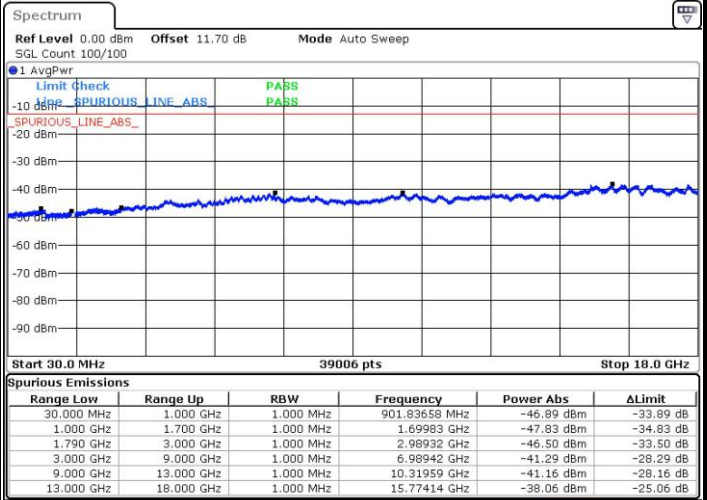
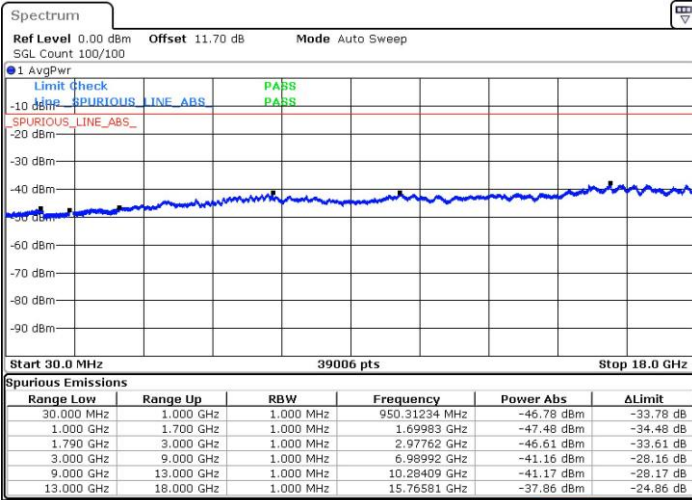
Date: 24 JUN 2017 10:00:40



LTE Band 66 / 20MHz

Middle Channel / QPSK

Middle Channel / 16QAM

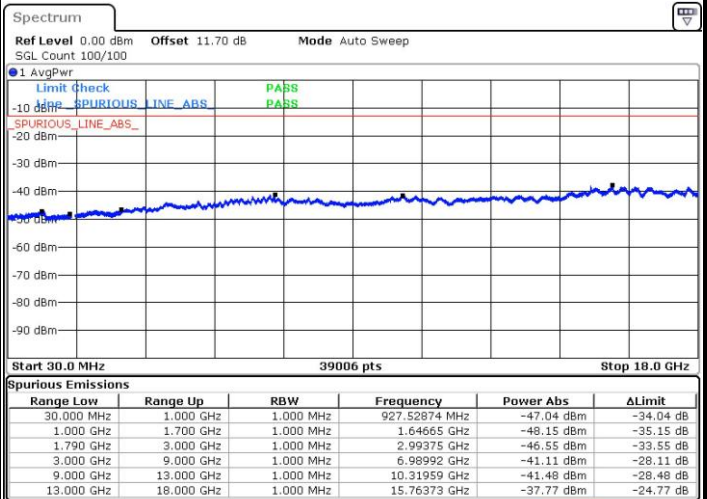
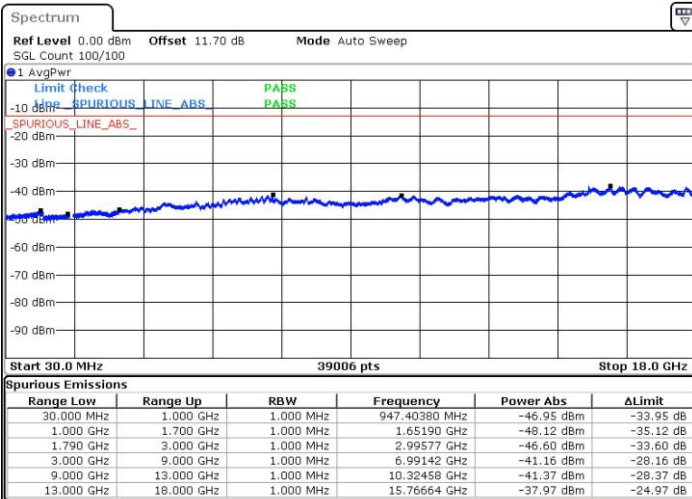


Date: 24 JUN 2017 10:02:16

Date: 24 JUN 2017 10:03:12

Highest Channel / QPSK

Highest Channel / 16QAM



Date: 24 JUN 2017 10:09:25

Date: 24 JUN 2017 10:10:21



Frequency Stability

Test Conditions		LTE Band 66 (QPSK) / Middle Channel	Limit
Temperature (°C)	Voltage (Volt)	BW 10MHz	Note 2.
		Deviation (ppm)	Result
50	Normal Voltage	0.0034	PASS
40	Normal Voltage	0.0006	
30	Normal Voltage	0.0009	
20(Ref.)	Normal Voltage	0.0000	
10	Normal Voltage	0.0014	
0	Normal Voltage	0.0032	
-10	Normal Voltage	0.0014	
-20	Normal Voltage	0.0019	
-30	Normal Voltage	0.0001	
20	Maximum Voltage	0.0014	
20	Normal Voltage	0.0000	
20	Battery End Point	0.0011	

Note:

1. Normal Voltage =3.85 V. ; Battery End Point (BEP) =3.6 V. ; Maximum Voltage =4.4 V.
2. Note: The frequency fundamental emissions stay within the authorized frequency block.



Appendix B. Test Results of ERP/EIRP and Radiated Test

ERP/EIRP

LTE Band 2 / 1.4MHz (Average) (GT - LC = -1.5 dB)							
Channel	Mode	RB		Conducted		EIRP	
		Size	Offset	Power (dBm)	Power (Watts)	EIRP(dBm)	EIRP(W)
Lowest	QPSK	1	0	22.18	0.1652	20.68	0.1169
Middle		1	0	22.46	0.1762	20.96	0.1247
Highest		1	0	22.67	0.1849	21.17	0.1309
Lowest	16QAM	1	3	21.59	0.1442	20.09	0.1021
Middle		1	3	21.76	0.1500	20.26	0.1062
Highest		1	3	22.00	0.1585	20.50	0.1122
Limit	EIRP < 2W			Result		PASS	

LTE Band 2 / 3MHz (Average) (GT - LC = -1.5 dB)							
Channel	Mode	RB		Conducted		EIRP	
		Size	Offset	Power (dBm)	Power (Watts)	EIRP(dBm)	EIRP(W)
Lowest	QPSK	1	0	22.32	0.1706	20.82	0.1208
Middle		1	0	22.50	0.1778	21.00	0.1259
Highest		1	0	22.65	0.1841	21.15	0.1303
Lowest	16QAM	1	0	21.54	0.1426	20.04	0.1009
Middle		1	0	21.72	0.1486	20.22	0.1052
Highest		1	0	21.92	0.1556	20.42	0.1102
Limit	EIRP < 2W			Result		PASS	

LTE Band 2 / 5MHz (Average) (GT - LC = -1.5 dB)							
Channel	Mode	RB		Conducted		EIRP	
		Size	Offset	Power (dBm)	Power (Watts)	EIRP(dBm)	EIRP(W)
Lowest	QPSK	1	0	22.49	0.1774	20.99	0.1256
Middle		1	0	22.76	0.1888	21.26	0.1337
Highest		1	0	22.69	0.1858	21.19	0.1315
Lowest	16QAM	1	0	21.61	0.1449	20.11	0.1026
Middle		1	0	21.94	0.1563	20.44	0.1107
Highest		1	0	21.92	0.1556	20.42	0.1102
Limit	EIRP < 2W			Result		PASS	



LTE Band 2 / 10MHz (Average) (GT - LC = -1.5 dB)							
Channel	Mode	RB		Conducted		EIRP	
		Size	Offset	Power (dBm)	Power (Watts)	EIRP(dBm)	EIRP(W)
Lowest	QPSK	1	25	22.67	0.1849	21.17	0.1309
Middle		1	25	22.48	0.1770	20.98	0.1253
Highest		1	25	22.68	0.1854	21.18	0.1312
Lowest	16QAM	1	25	21.68	0.1472	20.18	0.1042
Middle		1	25	21.69	0.1476	20.19	0.1045
Highest		1	25	21.90	0.1549	20.40	0.1096
Limit	EIRP < 2W			Result		PASS	

LTE Band 2 / 15MHz (Average) (GT - LC = -1.5 dB)							
Channel	Mode	RB		Conducted		EIRP	
		Size	Offset	Power (dBm)	Power (Watts)	EIRP(dBm)	EIRP(W)
Lowest	QPSK	1	74	22.37	0.1726	20.87	0.1222
Middle		1	74	22.59	0.1816	21.09	0.1285
Highest		1	74	22.67	0.1849	21.17	0.1309
Lowest	16QAM	1	0	21.82	0.1521	20.32	0.1076
Middle		1	0	21.88	0.1542	20.38	0.1091
Highest		1	0	21.91	0.1552	20.41	0.1099
Limit	EIRP < 2W			Result		PASS	

LTE Band 2 / 20MHz (Average) (GT - LC = -1.5 dB)							
Channel	Mode	RB		Conducted		EIRP	
		Size	Offset	Power (dBm)	Power (Watts)	EIRP(dBm)	EIRP(W)
Lowest	QPSK	1	0	22.65	0.1841	21.15	0.1303
Middle		1	0	22.74	0.1879	21.24	0.1330
Highest		1	0	22.80	0.1905	21.30	0.1349
Lowest	16QAM	1	0	21.82	0.1521	20.32	0.1076
Middle		1	0	21.85	0.1531	20.35	0.1084
Highest		1	0	21.94	0.1563	20.44	0.1107
Limit	EIRP < 2W			Result		PASS	



LTE Band 4 / 1.4MHz (Average) (GT - LC = -2.1 dB)							
Channel	Mode	RB		Conducted		EIRP	
		Size	Offset	Power (dBm)	Power (Watts)	EIRP(dBm)	EIRP(W)
Lowest	QPSK	3	3	22.50	0.1778	20.40	0.1096
Middle		3	3	22.82	0.1914	20.72	0.1180
Highest		3	3	22.86	0.1932	20.76	0.1191
Lowest	16QAM	1	3	21.65	0.1462	19.55	0.0902
Middle		1	3	21.87	0.1538	19.77	0.0948
Highest		1	3	21.98	0.1578	19.88	0.0973
Limit	EIRP < 1W			Result		PASS	

LTE Band 4 / 3MHz (Average) (GT - LC = -2.1 dB)							
Channel	Mode	RB		Conducted		EIRP	
		Size	Offset	Power (dBm)	Power (Watts)	EIRP(dBm)	EIRP(W)
Lowest	QPSK	1	8	22.52	0.1786	20.42	0.1102
Middle		1	8	22.68	0.1854	20.58	0.1143
Highest		1	8	22.82	0.1914	20.72	0.1180
Lowest	16QAM	1	8	21.71	0.1483	19.61	0.0914
Middle		1	8	21.86	0.1535	19.76	0.0946
Highest		1	8	21.97	0.1574	19.87	0.0971
Limit	EIRP < 1W			Result		PASS	

LTE Band 4 / 5MHz (Average) (GT - LC = -2.1 dB)							
Channel	Mode	RB		Conducted		EIRP	
		Size	Offset	Power (dBm)	Power (Watts)	EIRP(dBm)	EIRP(W)
Lowest	QPSK	1	24	22.46	0.1762	20.36	0.1086
Middle		1	24	22.65	0.1841	20.55	0.1135
Highest		1	24	22.84	0.1923	20.74	0.1186
Lowest	16QAM	1	12	21.67	0.1469	19.57	0.0906
Middle		1	12	21.84	0.1528	19.74	0.0942
Highest		1	12	21.94	0.1563	19.84	0.0964
Limit	EIRP < 1W			Result		PASS	



LTE Band 4 / 10MHz (Average) (GT - LC = -2.1 dB)							
Channel	Mode	RB		Conducted		EIRP	
		Size	Offset	Power (dBm)	Power (Watts)	EIRP(dBm)	EIRP(W)
Lowest	QPSK	1	25	22.46	0.1762	20.36	0.1086
Middle		1	25	22.67	0.1849	20.57	0.1140
Highest		1	25	22.86	0.1932	20.76	0.1191
Lowest	16QAM	1	0	21.77	0.1503	19.67	0.0927
Middle		1	0	21.93	0.1560	19.83	0.0962
Highest		1	0	21.97	0.1574	19.87	0.0971
Limit	EIRP < 1W			Result		PASS	

LTE Band 4 / 15MHz (Average) (GT - LC = -2.1 dB)							
Channel	Mode	RB		Conducted		EIRP	
		Size	Offset	Power (dBm)	Power (Watts)	EIRP(dBm)	EIRP(W)
Lowest	QPSK	1	74	22.51	0.1782	20.41	0.1099
Middle		1	74	22.71	0.1866	20.61	0.1151
Highest		1	74	22.80	0.1905	20.70	0.1175
Lowest	16QAM	1	0	21.82	0.1521	19.72	0.0938
Middle		1	0	21.97	0.1574	19.87	0.0971
Highest		1	0	21.92	0.1556	19.82	0.0959
Limit	EIRP < 1W			Result		PASS	

LTE Band 4 / 20MHz (Average) (GT - LC = -2.1 dB)							
Channel	Mode	RB		Conducted		EIRP	
		Size	Offset	Power (dBm)	Power (Watts)	EIRP(dBm)	EIRP(W)
Lowest	QPSK	1	0	22.74	0.1879	20.64	0.1159
Middle		1	0	22.87	0.1936	20.77	0.1194
Highest		1	0	22.83	0.1919	20.73	0.1183
Lowest	16QAM	1	49	21.91	0.1552	19.81	0.0957
Middle		1	49	22.00	0.1585	19.90	0.0977
Highest		1	49	21.98	0.1578	19.88	0.0973
Limit	EIRP < 1W			Result		PASS	



LTE Band 5 / 1.4MHz (Average) (GT - LC = -7.5 dB)							
Channel	Mode	RB		Conducted		ERP	
		Size	Offset	Power (dBm)	Power (Watts)	ERP(dBm)	ERP(W)
Lowest	QPSK	1	3	22.79	0.1901	13.14	0.0206
Middle		1	3	22.47	0.1766	12.82	0.0191
Highest		1	3	22.27	0.1687	12.62	0.0183
Lowest	16QAM	1	3	22.00	0.1585	12.35	0.0172
Middle		1	3	21.76	0.1500	12.11	0.0163
Highest		1	3	21.56	0.1432	11.91	0.0155
Limit	ERP < 7W			Result		PASS	

LTE Band 5 / 3MHz (Average) (GT - LC = -7.5 dB)							
Channel	Mode	RB		Conducted		ERP	
		Size	Offset	Power (dBm)	Power (Watts)	ERP(dBm)	ERP(W)
Lowest	QPSK	1	0	22.80	0.1905	13.15	0.0207
Middle		1	0	22.58	0.1811	12.93	0.0196
Highest		1	0	22.33	0.1710	12.68	0.0185
Lowest	16QAM	1	0	22.00	0.1585	12.35	0.0172
Middle		1	0	21.79	0.1510	12.14	0.0164
Highest		1	0	21.55	0.1429	11.90	0.0155
Limit	ERP < 7W			Result		PASS	

LTE Band 5 / 5MHz (Average) (GT - LC = -7.5 dB)							
Channel	Mode	RB		Conducted		ERP	
		Size	Offset	Power (dBm)	Power (Watts)	ERP(dBm)	ERP(W)
Lowest	QPSK	1	0	22.77	0.1892	13.12	0.0205
Middle		1	0	22.57	0.1807	12.92	0.0196
Highest		1	0	22.34	0.1714	12.69	0.0186
Lowest	16QAM	1	12	21.99	0.1581	12.34	0.0171
Middle		1	12	21.73	0.1489	12.08	0.0161
Highest		1	12	21.52	0.1419	11.87	0.0154
Limit	ERP < 7W			Result		PASS	



LTE Band 5 / 10MHz (Average) (GT - LC = -7.5 dB)							
Channel	Mode	RB		Conducted		ERP	
		Size	Offset	Power (dBm)	Power (Watts)	ERP(dBm)	ERP(W)
Lowest	QPSK	1	0	22.82	0.1914	13.17	0.0207
Middle		1	0	22.63	0.1832	12.98	0.0199
Highest		1	0	22.51	0.1782	12.86	0.0193
Lowest	16QAM	1	25	21.94	0.1563	12.29	0.0169
Middle		1	25	21.71	0.1483	12.06	0.0161
Highest		1	25	21.56	0.1432	11.91	0.0155
Limit	ERP < 7W			Result		PASS	



LTE Band 7 / 5MHz (Average) (GT - LC = -1 dB)							
Channel	Mode	RB		Conducted		EIRP	
		Size	Offset	Power (dBm)	Power (Watts)	EIRP(dBm)	EIRP(W)
Lowest	QPSK	1.00	0.00	22.44	0.1754	21.44	0.1393
Middle		1.00	0.00	22.26	0.1683	21.26	0.1337
Highest		1.00	0.00	22.12	0.1629	21.12	0.1294
Lowest	16QAM	1.00	24.00	21.74	0.1493	20.74	0.1186
Middle		1.00	24.00	21.63	0.1455	20.63	0.1156
Highest		1.00	24.00	21.44	0.1393	20.44	0.1107
Limit	EIRP < 2W			Result		PASS	

LTE Band 7 / 10MHz (Average) (GT - LC = -1 dB)							
Channel	Mode	RB		Conducted		EIRP	
		Size	Offset	Power (dBm)	Power (Watts)	EIRP(dBm)	EIRP(W)
Lowest	QPSK	1.00	25	22.43	0.1750	21.43	0.1390
Middle		1.00	25	22.35	0.1718	21.35	0.1365
Highest		1.00	25	22.22	0.1667	21.22	0.1324
Lowest	16QAM	1.00	25	21.74	0.1493	20.74	0.1186
Middle		1.00	25	21.61	0.1449	20.61	0.1151
Highest		1.00	25	21.44	0.1393	20.44	0.1107
Limit	EIRP < 2W			Result		PASS	

LTE Band 7 / 15MHz (Average) (GT - LC = -1 dB)							
Channel	Mode	RB		Conducted		EIRP	
		Size	Offset	Power (dBm)	Power (Watts)	EIRP(dBm)	EIRP(W)
Lowest	QPSK	1.00	0.00	22.42	0.1746	21.42	0.1387
Middle		1.00	0.00	22.24	0.1675	21.24	0.1330
Highest		1.00	0.00	22.22	0.1667	21.22	0.1324
Lowest	16QAM	1.00	37.00	21.79	0.1510	20.79	0.1199
Middle		1.00	37.00	21.60	0.1445	20.60	0.1148
Highest		1.00	37.00	21.39	0.1377	20.39	0.1094
Limit	EIRP < 2W			Result		PASS	



LTE Band 7 / 20MHz (Average) (GT - LC = -1 dB)							
Channel	Mode	RB		Conducted		EIRP	
		Size	Offset	Power (dBm)	Power (Watts)	EIRP(dBm)	EIRP(W)
Lowest	QPSK	1.00	0.00	22.48	0.1770	21.48	0.1406
Middle		1.00	0.00	22.28	0.1690	21.28	0.1343
Highest		1.00	0.00	22.25	0.1679	21.25	0.1334
Lowest	16QAM	1.00	49.00	21.73	0.1489	20.73	0.1183
Middle		1.00	49.00	21.66	0.1466	20.66	0.1164
Highest		1.00	49.00	21.46	0.1400	20.46	0.1112
Limit	EIRP < 2W			Result		PASS	



LTE Band 12 / 1.4MHz (Average) (GT - LC = -7.7 dB)							
Channel	Mode	RB		Conducted		ERP	
		Size	Offset	Power (dBm)	Power (Watts)	ERP(dBm)	ERP(W)
Lowest	QPSK	3	1	22.68	0.1854	12.83	0.0192
Middle		3	1	22.57	0.1807	12.72	0.0187
Highest		3	1	22.64	0.1837	12.79	0.0190
Lowest	16QAM	1	3	21.87	0.1538	12.02	0.0159
Middle		1	3	21.71	0.1483	11.86	0.0153
Highest		1	3	21.76	0.1500	11.91	0.0155
Limit	ERP < 3W			Result		PASS	

LTE Band 12 / 3MHz (Average) (GT - LC = -7.7 dB)							
Channel	Mode	RB		Conducted		ERP	
		Size	Offset	Power (dBm)	Power (Watts)	ERP(dBm)	ERP(W)
Lowest	QPSK	1	0	22.58	0.1811	12.73	0.0187
Middle		1	0	22.44	0.1754	12.59	0.0182
Highest		1	0	22.47	0.1766	12.62	0.0183
Lowest	16QAM	1	0	21.80	0.1514	11.95	0.0157
Middle		1	0	21.73	0.1489	11.88	0.0154
Highest		1	0	21.64	0.1459	11.79	0.0151
Limit	ERP < 3W			Result		PASS	

LTE Band 12 / 5MHz (Average) (GT - LC = -7.7 dB)							
Channel	Mode	RB		Conducted		ERP	
		Size	Offset	Power (dBm)	Power (Watts)	ERP(dBm)	ERP(W)
Lowest	QPSK	1	24	22.50	0.1778	12.65	0.0184
Middle		1	24	22.47	0.1766	12.62	0.0183
Highest		1	24	22.56	0.1803	12.71	0.0187
Lowest	16QAM	1	24	21.77	0.1503	11.92	0.0156
Middle		1	24	21.71	0.1483	11.86	0.0153
Highest		1	24	21.75	0.1496	11.90	0.0155
Limit	ERP < 3W			Result		PASS	



LTE Band 12 / 10MHz (Average) (GT - LC = -7.7 dB)							
Channel	Mode	RB		Conducted		ERP	
		Size	Offset	Power (dBm)	Power (Watts)	ERP(dBm)	ERP(W)
Lowest	QPSK	1	49	22.55	0.1799	12.70	0.0186
Middle		1	49	22.59	0.1816	12.74	0.0188
Highest		1	49	22.58	0.1811	12.73	0.0187
Lowest	16QAM	1	25	21.78	0.1507	11.93	0.0156
Middle		1	25	21.69	0.1476	11.84	0.0153
Highest		1	25	21.67	0.1469	11.82	0.0152
Limit	ERP < 3W			Result		PASS	



LTE Band 13 / 5MHz (Average) (GT - LC = -7.6 dB)							
Channel	Mode	RB		Conducted		ERP	
		Size	Offset	Power (dBm)	Power (Watts)	ERP(dBm)	ERP(W)
Lowest	QPSK	1	0	22.64	0.1837	12.89	0.0195
Middle		1	0	22.47	0.1766	12.72	0.0187
Highest		1	0	22.61	0.1824	12.86	0.0193
Lowest	16QAM	1	0	21.94	0.1563	12.19	0.0166
Middle		1	0	21.71	0.1483	11.96	0.0157
Highest		1	0	21.85	0.1531	12.10	0.0162
Limit	ERP < 3W			Result		PASS	

LTE Band 13 / 10MHz (Average) (GT - LC = -7.6 dB)							
Channel	Mode	RB		Conducted		ERP	
		Size	Offset	Power (dBm)	Power (Watts)	ERP(dBm)	ERP(W)
Lowest	QPSK	-	-	-	-	-	-
Middle		1	49	22.65	0.1841	12.90	0.0195
Highest		-	-	-	-	-	-
Lowest	16QAM	-	-	-	-	-	-
Middle		1	25	21.80	0.1514	12.05	0.0160
Highest		-	-	-	-	-	-
Limit	ERP < 3W			Result		PASS	



LTE Band 17 / 5MHz (Average) (GT - LC = -7.7 dB)							
Channel	Mode	RB		Conducted		ERP	
		Size	Offset	Power (dBm)	Power (Watts)	ERP(dBm)	ERP(W)
Lowest	QPSK	1	12	22.42	0.1746	12.57	0.0181
Middle		1	12	22.38	0.1730	12.53	0.0179
Highest		1	12	22.56	0.1803	12.71	0.0187
Lowest	16QAM	1	24	21.65	0.1462	11.80	0.0151
Middle		1	24	21.66	0.1466	11.81	0.0152
Highest		1	24	21.74	0.1493	11.89	0.0155
Limit	ERP < 3W			Result		PASS	

LTE Band 17 / 10MHz (Average) (GT - LC = -7.7 dB)							
Channel	Mode	RB		Conducted		ERP	
		Size	Offset	Power (dBm)	Power (Watts)	ERP(dBm)	ERP(W)
Lowest	QPSK	1	49	22.57	0.1807	12.72	0.0187
Middle		1	49	22.58	0.1811	12.73	0.0187
Highest		1	49	22.57	0.1807	12.72	0.0187
Lowest	16QAM	1	49	21.76	0.1500	11.91	0.0155
Middle		1	49	21.74	0.1493	11.89	0.0155
Highest		1	49	21.75	0.1496	11.90	0.0155
Limit	ERP < 3W			Result		PASS	



LTE Band 66 / 1.4MHz (Average) (GT - LC = -2 dB)							
Channel	Mode	RB		Conducted		EIRP	
		Size	Offset	Power (dBm)	Power (Watts)	EIRP(dBm)	EIRP(W)
Lowest	QPSK	3	0	22.64	0.1837	20.64	0.1159
Middle		3	0	22.98	0.1986	20.98	0.1253
Highest		3	0	22.81	0.1910	20.81	0.1205
Lowest	16QAM	1	5	21.69	0.1476	19.69	0.0931
Middle		1	5	21.81	0.1517	19.81	0.0957
Highest		1	5	21.99	0.1581	19.99	0.0998
Limit	EIRP < 1W			Result		PASS	

LTE Band 66 / 3MHz (Average) (GT - LC = -2 dB)							
Channel	Mode	RB		Conducted		EIRP	
		Size	Offset	Power (dBm)	Power (Watts)	EIRP(dBm)	EIRP(W)
Lowest	QPSK	1	0	22.58	0.1811	20.58	0.1143
Middle		1	0	22.86	0.1932	20.86	0.1219
Highest		1	0	22.96	0.1977	20.96	0.1247
Lowest	16QAM	1	14	21.92	0.1556	19.92	0.0982
Middle		1	14	21.99	0.1581	19.99	0.0998
Highest		1	14	21.85	0.1531	19.85	0.0966
Limit	EIRP < 1W			Result		PASS	

LTE Band 66 / 5MHz (Average) (GT - LC = -2 dB)							
Channel	Mode	RB		Conducted		EIRP	
		Size	Offset	Power (dBm)	Power (Watts)	EIRP(dBm)	EIRP(W)
Lowest	QPSK	1	12	22.54	0.1795	20.54	0.1132
Middle		1	12	22.88	0.1941	20.88	0.1225
Highest		1	12	23.00	0.1995	21.00	0.1259
Lowest	16QAM	1	0	21.81	0.1517	19.81	0.0957
Middle		1	0	21.94	0.1563	19.94	0.0986
Highest		1	0	21.89	0.1545	19.89	0.0975
Limit	EIRP < 1W			Result		PASS	



LTE Band 66 / 10MHz (Average) (GT - LC = -2 dB)							
Channel	Mode	RB		Conducted		EIRP	
		Size	Offset	Power (dBm)	Power (Watts)	EIRP(dBm)	EIRP(W)
Lowest	QPSK	1	0	22.61	0.1824	20.61	0.1151
Middle		1	0	22.96	0.1977	20.96	0.1247
Highest		1	0	22.62	0.1828	20.62	0.1153
Lowest	16QAM	1	0	21.88	0.1542	19.88	0.0973
Middle		1	0	22.00	0.1585	20.00	0.1000
Highest		1	0	21.95	0.1567	19.95	0.0989
Limit	EIRP < 1W			Result		PASS	

LTE Band 66 / 15MHz (Average) (GT - LC = -2 dB)							
Channel	Mode	RB		Conducted		EIRP	
		Size	Offset	Power (dBm)	Power (Watts)	EIRP(dBm)	EIRP(W)
Lowest	QPSK	1	0	22.67	0.1849	20.67	0.1167
Middle		1	0	22.88	0.1941	20.88	0.1225
Highest		1	0	22.95	0.1972	20.95	0.1245
Lowest	16QAM	1	0	21.93	0.1560	19.93	0.0984
Middle		1	0	21.96	0.1570	19.96	0.0991
Highest		1	0	21.98	0.1578	19.98	0.0995
Limit	EIRP < 1W			Result		PASS	

LTE Band 66 / 20MHz (Average) (GT - LC = -2 dB)							
Channel	Mode	RB		Conducted		EIRP	
		Size	Offset	Power (dBm)	Power (Watts)	EIRP(dBm)	EIRP(W)
Lowest	QPSK	1	0	22.68	0.1854	20.68	0.1169
Middle		1	0	22.89	0.1945	20.89	0.1227
Highest		1	0	22.96	0.1977	20.96	0.1247
Lowest	16QAM	1	0	21.84	0.1528	19.84	0.0964
Middle		1	0	21.95	0.1567	19.95	0.0989
Highest		1	0	21.99	0.1581	19.99	0.0998
Limit	EIRP < 1W			Result		PASS	



Radiated Spurious Emission

<Sample 1>

LTE Band 2

LTE Band 2 / 1.4MHz / QPSK									
Channel	Frequency (MHz)	EIRP (dBm)	Limit (dBm)	Over Limit (dB)	SPA Reading (dBm)	S.G. Power (dBm)	TX Cable loss (dB)	TX Antenna Gain (dBi)	Polarization (H/V)
Lowest	3700	-56.70	-13	-43.70	-75.58	-68.45	0.63	12.38	H
	5550	-56.48	-13	-43.48	-77.43	-67.82	0.81	12.15	H
	7400	-52.13	-13	-39.13	-76.25	-61.26	0.99	10.12	H
									H
									H
									H
	3700	-56.01	-13	-43.01	-75.59	-67.76	0.63	12.38	V
	5550	-55.77	-13	-42.77	-77.39	-67.11	0.81	12.15	V
	7400	-52.48	-13	-39.48	-76.58	-61.61	0.99	10.12	V
									V
Middle	3758	-55.98	-13	-42.98	-74.89	-67.69	0.64	12.35	H
	5639	-56.74	-13	-43.74	-77.56	-68.15	0.83	12.24	H
	7517	-52.07	-13	-39.07	-76.23	-61.06	0.99	9.98	H
									H
									H
									H
	3758	-55.87	-13	-42.87	-75.56	-67.58	0.64	12.35	V
	5639	-55.85	-13	-42.85	-77.56	-67.26	0.83	12.24	V
	7517	-51.99	-13	-38.99	-76.2	-60.98	0.99	9.98	V
									V
								V	



Highest	3819	-56.08	-13	-43.08	-75.04	-67.74	0.65	12.31	H
	5726	-56.67	-13	-43.67	-77.54	-68.17	0.82	12.33	H
	7634	-51.69	-13	-38.69	-76.19	-61.23	0.98	10.52	H
									H
									H
									H
									H
	3819	-56.74	-13	-43.74	-76.55	-68.40	0.65	12.31	V
	5726	-55.71	-13	-42.71	-77.67	-67.21	0.82	12.33	V
	7634	-51.89	-13	-38.89	-76.25	-61.43	0.98	10.52	V
									V
									V
									V
									V

Remark: Spurious emissions within 30-1000MHz were found more than 20dB below limit line.



LTE Band 2 / 3MHz / QPSK									
Channel	Frequency (MHz)	EIRP (dBm)	Limit (dBm)	Over Limit (dB)	SPA Reading (dBm)	S.G. Power (dBm)	TX Cable loss (dB)	TX Antenna Gain (dBi)	Polarization (H/V)
Lowest	3700	-56.39	-13	-43.39	-75.27	-68.14	0.63	12.38	H
	5550	-56.06	-13	-43.06	-77.07	-67.40	0.81	12.15	H
	7400	-52.17	-13	-39.17	-76.29	-61.30	0.99	10.12	H
									H
									H
									H
									H
	3700	-56.37	-13	-43.37	-75.95	-68.12	0.63	12.38	V
	5550	-55.77	-13	-42.77	-77.39	-67.11	0.81	12.15	V
	7400	-52.05	-13	-39.05	-76.15	-61.18	0.99	10.12	V
									V
									V
									V
									V
Middle	3756	-56.07	-13	-43.07	-75	-67.78	0.64	12.35	H
	5635	-57.06	-13	-44.06	-77.88	-68.46	0.83	12.24	H
	7515	-51.92	-13	-38.92	-76.08	-60.90	0.99	9.97	H
									H
									H
									H
									H
	3756	-55.79	-13	-42.79	-75.5	-67.50	0.64	12.35	V
	5635	-56.04	-13	-43.04	-77.75	-67.44	0.83	12.24	V
	7515	-52.03	-13	-39.03	-76.24	-61.01	0.99	9.97	V
									V
									V
									V
									V
								V	



Highest	3812	-56.08	-13	-43.08	-75.05	-67.75	0.64	12.31	H
	5721	-56.94	-13	-43.94	-77.81	-68.44	0.82	12.32	H
	7627	-51.56	-13	-38.56	-76.07	-61.06	0.98	10.48	H
									H
									H
									H
									H
	3812	-56.71	-13	-43.71	-76.54	-68.38	0.64	12.31	V
	5721	-55.79	-13	-42.79	-77.75	-67.29	0.82	12.32	V
	7627	-51.97	-13	-38.97	-76.34	-61.47	0.98	10.48	V
									V
									V
									V
									V

Remark: Spurious emissions within 30-1000MHz were found more than 20dB below limit line.



LTE Band 2 / 5MHz / QPSK									
Channel	Frequency (MHz)	EIRP (dBm)	Limit (dBm)	Over Limit (dB)	SPA Reading (dBm)	S.G. Power (dBm)	TX Cable loss (dB)	TX Antenna Gain (dBi)	Polarization (H/V)
Lowest	3700	-56.55	-13	-43.55	-75.43	-68.30	0.63	12.38	H
	5550	-56.40	-13	-43.40	-77.35	-67.74	0.81	12.15	H
	7400	-52.37	-13	-39.37	-76.49	-61.50	0.99	10.12	H
									H
									H
									H
									H
	3700	-56.07	-13	-43.07	-75.65	-67.82	0.63	12.38	V
	5550	-55.88	-13	-42.88	-77.5	-67.22	0.81	12.15	V
	7400	-52.34	-13	-39.34	-76.44	-61.47	0.99	10.12	V
									V
									V
									V
									V
Middle	3756	-55.88	-13	-42.88	-74.81	-67.59	0.64	12.35	H
	5633	-56.62	-13	-43.62	-77.44	-68.02	0.83	12.23	H
	7511	-52.16	-13	-39.16	-76.32	-61.12	0.99	9.95	H
									H
									H
									H
									H
	3756	-55.64	-13	-42.64	-75.35	-67.35	0.64	12.35	V
	5633	-56.13	-13	-43.13	-77.84	-67.53	0.83	12.23	V
	7511	-52.23	-13	-39.23	-76.44	-61.19	0.99	9.95	V
									V
									V
									V
									V
								V	



Highest	3812	-56.16	-13	-43.16	-75.13	-67.83	0.64	12.31	H
	5715	-56.60	-13	-43.60	-77.45	-68.09	0.82	12.32	H
	7621	-52.06	-13	-39.06	-76.51	-61.54	0.98	10.46	H
									H
									H
									H
									H
	3812	-56.76	-13	-43.76	-76.59	-68.43	0.64	12.31	V
	5715	-55.72	-13	-42.72	-77.62	-67.21	0.82	12.32	V
	7621	-51.77	-13	-38.77	-76.06	-61.25	0.98	10.46	V
									V
									V
									V
									V

Remark: Spurious emissions within 30-1000MHz were found more than 20dB below limit line.



LTE Band 2 / 10MHz / QPSK									
Channel	Frequency (MHz)	EIRP (dBm)	Limit (dBm)	Over Limit (dB)	SPA Reading (dBm)	S.G. Power (dBm)	TX Cable loss (dB)	TX Antenna Gain (dBi)	Polarization (H/V)
Lowest	3700	-56.71	-13	-43.71	-75.59	-68.46	0.63	12.38	H
	5551	-56.43	-13	-43.43	-77.38	-67.77	0.81	12.15	H
	7402	-52.63	-13	-39.63	-76.75	-61.76	0.99	10.12	H
									H
									H
									H
									H
	3700	-56.30	-13	-43.30	-75.88	-68.05	0.63	12.38	V
	5551	-55.84	-13	-42.84	-77.46	-67.18	0.81	12.15	V
	7403	-52.51	-13	-39.51	-76.64	-61.63	0.99	10.11	V
									V
									V
									V
									V
Middle	3749	-55.98	-13	-42.98	-74.91	-67.69	0.64	12.35	H
	5626	-57.26	-13	-44.26	-78.08	-68.65	0.83	12.23	H
	7501	-52.28	-13	-39.28	-76.41	-61.19	0.99	9.90	H
									H
									H
									H
									H
	3749	-55.89	-13	-42.89	-75.6	-67.60	0.64	12.35	V
	5626	-56.41	-13	-43.41	-78.08	-67.80	0.83	12.23	V
	7501	-52.24	-13	-39.24	-76.46	-61.15	0.99	9.90	V
									V
									V
									V
									V



Highest	3798	-56.90	-13	-43.90	-75.87	-68.58	0.64	12.32	H
	5701	-56.65	-13	-43.65	-77.53	-68.13	0.83	12.30	H
	7602	-52.15	-13	-39.15	-76.53	-61.54	0.98	10.37	H
									H
									H
									H
									H
	3801	-56.86	-13	-43.86	-76.69	-68.54	0.64	12.32	V
	5701	-55.47	-13	-42.47	-77.4	-66.95	0.83	12.30	V
	7599	-52.42	-13	-39.42	-76.63	-61.80	0.98	10.36	V
									V
									V
									V
									V

Remark: Spurious emissions within 30-1000MHz were found more than 20dB below limit line.



LTE Band 2 / 15MHz / QPSK									
Channel	Frequency (MHz)	EIRP (dBm)	Limit (dBm)	Over Limit (dB)	SPA Reading (dBm)	S.G. Power (dBm)	TX Cable loss (dB)	TX Antenna Gain (dBi)	Polarization (H/V)
Lowest	3700	-55.76	-13	-42.76	-74.64	-67.51	0.63	12.38	H
	5552	-56.89	-13	-43.89	-77.83	-68.23	0.81	12.15	H
	7403	-52.20	-13	-39.20	-76.33	-61.32	0.99	10.11	H
									H
									H
									H
									H
	3700	-55.95	-13	-42.95	-75.53	-67.70	0.63	12.38	V
	5552	-56.05	-13	-43.05	-77.66	-67.39	0.81	12.15	V
	7403	-52.19	-13	-39.19	-76.32	-61.31	0.99	10.11	V
									V
									V
									V
									V
Middle	3749	-55.77	-13	-42.77	-74.7	-67.48	0.64	12.35	H
	5619	-57.28	-13	-44.28	-78.1	-68.66	0.83	12.22	H
	7493	-52.11	-13	-39.11	-76.24	-61.03	0.99	9.92	H
									H
									H
									H
									H
	3749	-55.45	-13	-42.45	-75.16	-67.16	0.64	12.35	V
	5619	-56.49	-13	-43.49	-78.16	-67.87	0.83	12.22	V
	7494	-52.02	-13	-39.02	-76.24	-60.94	0.99	9.91	V
									V
									V
									V
									V



Highest	3791	-56.15	-13	-43.15	-75.08	-67.83	0.64	12.33	H
	5687	-56.56	-13	-43.56	-77.42	-68.02	0.83	12.29	H
	7583	-51.84	-13	-38.84	-76.18	-61.14	0.98	10.28	H
									H
									H
									H
									H
	3791	-56.49	-13	-43.49	-76.26	-68.17	0.64	12.33	V
	5687	-55.61	-13	-42.61	-77.48	-67.07	0.83	12.29	V
	7585	-51.92	-13	-38.92	-76.13	-61.23	0.98	10.29	V
									V
									V
									V
									V

Remark: Spurious emissions within 30-1000MHz were found more than 20dB below limit line.



LTE Band 2 / 20MHz / QPSK									
Channel	Frequency (MHz)	EIRP (dBm)	Limit (dBm)	Over Limit (dB)	SPA Reading (dBm)	S.G. Power (dBm)	TX Cable loss (dB)	TX Antenna Gain (dBi)	Polarization (H/V)
Lowest	3700	-56.64	-13	-43.64	-75.52	-68.39	0.63	12.38	H
	5553	-56.23	-13	-43.23	-77.17	-67.57	0.81	12.15	H
	7404	-52.18	-13	-39.18	-76.31	-61.30	0.99	10.11	H
									H
									H
									H
									H
	3702	-56.18	-13	-43.18	-75.76	-67.93	0.63	12.38	V
	5553	-56.06	-13	-43.06	-77.67	-67.40	0.81	12.15	V
	7403	-52.21	-13	-39.21	-76.34	-61.33	0.99	10.11	V
									V
									V
									V
									V
Middle	3742	-55.82	-13	-42.82	-74.74	-67.54	0.64	12.35	H
	5613	-56.86	-13	-43.86	-77.66	-68.24	0.84	12.21	H
	7484	-52.03	-13	-39.03	-76.16	-60.97	0.99	9.94	H
									H
									H
									H
									H
	3742	-55.36	-13	-42.36	-75.02	-67.08	0.64	12.35	V
	5613	-56.28	-13	-43.28	-77.89	-67.66	0.84	12.21	V
	7487	-52.07	-13	-39.07	-76.29	-61.01	0.99	9.93	V
									V
									V
									V
									V



Highest	3784	-55.77	-13	-42.77	-74.72	-67.46	0.64	12.33	H
	5673	-56.85	-13	-43.85	-77.7	-68.29	0.83	12.27	H
	7564	-51.63	-13	-38.63	-75.92	-60.84	0.98	10.19	H
									H
									H
									H
									H
	3782	-55.18	-13	-42.18	-74.97	-66.87	0.64	12.33	V
	5673	-55.87	-13	-42.87	-77.69	-67.31	0.83	12.27	V
	7564	-51.88	-13	-38.88	-76.09	-61.09	0.98	10.19	V
									V
									V
									V
									V

Remark: Spurious emissions within 30-1000MHz were found more than 20dB below limit line.



LTE Band 5

LTE Band 5 / 1.4MHz / QPSK									
Channel	Frequency (MHz)	EIRP (dBm)	Limit (dBm)	Over Limit (dB)	SPA Reading (dBm)	S.G. Power (dBm)	TX Cable loss (dB)	TX Antenna Gain (dBi)	Polarization (H/V)
Lowest	1648	-63.34	-13	-50.34	-73.99	-69.86	0.41	8.83	H
	2473	-60.85	-13	-47.85	-75.9	-69.01	0.51	10.76	H
	3298	-59.90	-13	-46.90	-76.15	-68.83	0.59	11.77	H
									H
									H
									H
									H
	1649	-63.61	-13	-50.61	-74.25	-69.77	0.41	8.83	V
	2473	-61.30	-13	-48.30	-75.77	-69.48	0.51	10.76	V
	3296	-59.64	-13	-46.64	-76.32	-68.62	0.59	11.77	V
									V
									V
									V
									V
Middle	1664	-62.01	-13	-49.01	-72.74	-68.77	0.41	8.92	H
	2496	-60.39	-13	-47.39	-75.43	-68.64	0.51	10.80	H
	3328	-59.57	-13	-46.57	-75.76	-69.02	0.60	11.94	H
									H
									H
									H
									H
	1664	-63.39	-13	-50.39	-74.13	-68.37	0.41	8.92	V
	2496	-61.12	-13	-48.12	-75.47	-69.47	0.51	10.80	V
	3328	-59.40	-13	-46.40	-76.01	-68.90	0.60	11.94	V
									V
									V
									V
									V



Highest	1680	-62.36	-13	-49.36	-73.16	-68.16	0.41	9.01	H
	2518	-61.21	-13	-48.21	-76.25	-69.17	0.51	10.79	H
	3358	-59.93	-13	-46.93	-76.07	-69.60	0.60	12.10	H
									H
									H
									H
									H
	1680	-63.09	-13	-50.09	-73.91	-69.74	0.41	9.00	V
	2520	-61.82	-13	-48.82	-76.19	-69.82	0.51	10.79	V
	3358	-59.74	-13	-46.74	-76.29	-69.25	0.60	12.11	V
									V
									V
									V
									V

Remark: Spurious emissions within 30-1000MHz were found more than 20dB below limit line.



LTE Band 5 / 3MHz / QPSK									
Channel	Frequency (MHz)	ERP (dBm)	Limit (dBm)	Over Limit (dB)	SPA Reading (dBm)	S.G. Power (dBm)	TX Cable loss (dB)	TX Antenna Gain (dBi)	Polarization (H/V)
Lowest	1648	-63.34	-13	-50.34	-73.99	-69.86	0.41	8.83	H
	2473	-60.85	-13	-47.85	-75.9	-69.22	0.51	10.76	H
	3298	-59.90	-13	-46.90	-76.15	-69.20	0.59	11.77	H
									H
									H
									H
									H
	1649	-63.61	-13	-50.61	-74.25	-70.11	0.41	8.83	V
	2473	-61.30	-13	-48.30	-75.77	-69.40	0.51	10.76	V
	3296	-59.64	-13	-46.64	-76.32	-68.72	0.59	11.77	V
									V
									V
									V
									V
Middle	1664	-62.01	-13	-49.01	-72.74	-69.22	0.41	8.92	H
	2496	-60.39	-13	-47.39	-75.43	-69.01	0.51	10.80	H
	3328	-59.57	-13	-46.57	-75.76	-69.33	0.60	11.92	H
									H
									H
									H
									H
	1664	-63.39	-13	-50.39	-74.13	-70.01	0.41	8.91	V
	2496	-61.12	-13	-48.12	-75.47	-69.70	0.51	10.80	V
	3328	-59.40	-13	-46.40	-76.01	-68.73	0.60	11.91	V
									V
									V
									V
									V



Highest	1680	-62.36	-13	-49.36	-73.16	-69.14	0.41	9.01	H
	2518	-61.21	-13	-48.21	-76.25	-68.89	0.51	10.79	H
	3358	-59.93	-13	-46.93	-76.07	-69.78	0.60	12.08	H
									H
									H
									H
									H
	1680	-63.09	-13	-50.09	-73.91	-69.82	0.41	9.01	V
	2520	-61.82	-13	-48.82	-76.19	-69.37	0.51	10.79	V
	3358	-59.74	-13	-46.74	-76.29	-69.28	0.60	12.08	V
									V
									V
									V
									V

Remark: Spurious emissions within 30-1000MHz were found more than 20dB below limit line.



LTE Band 5 / 5MHz / QPSK									
Channel	Frequency (MHz)	ERP (dBm)	Limit (dBm)	Over Limit (dB)	SPA Reading (dBm)	S.G. Power (dBm)	TX Cable loss (dB)	TX Antenna Gain (dBi)	Polarization (H/V)
Lowest	1648	-63.34	-13	-50.34	-73.99	-69.92	0.41	8.83	H
	2473	-60.85	-13	-47.85	-75.9	-68.96	0.51	10.76	H
	3298	-59.90	-13	-46.90	-76.15	-69.16	0.59	11.77	H
									H
									H
									H
									H
	1649	-63.61	-13	-50.61	-74.25	-69.59	0.41	8.83	V
	2473	-61.30	-13	-48.30	-75.77	-69.36	0.51	10.76	V
	3296	-59.64	-13	-46.64	-76.32	-68.68	0.59	11.77	V
									V
									V
									V
									V
Middle	1664	-62.01	-13	-49.01	-72.74	-69.93	0.41	8.92	H
	2496	-60.39	-13	-47.39	-75.43	-69.23	0.51	10.80	H
	3328	-59.57	-13	-46.57	-75.76	-69.55	0.60	11.91	H
									H
									H
									H
									H
	1664	-63.39	-13	-50.39	-74.13	-69.86	0.41	8.90	V
	2496	-61.12	-13	-48.12	-75.47	-69.53	0.51	10.80	V
	3328	-59.40	-13	-46.40	-76.01	-68.86	0.60	11.91	V
									V
									V
									V
									V



Highest	1680	-62.36	-13	-49.36	-73.16	-69.22	0.41	8.98	H
	2518	-61.21	-13	-48.21	-76.25	-69.07	0.51	10.79	H
	3358	-59.93	-13	-46.93	-76.07	-69.72	0.60	12.06	H
									H
									H
									H
									H
	1680	-63.09	-13	-50.09	-73.91	-69.65	0.41	8.98	V
	2520	-61.82	-13	-48.82	-76.19	-69.43	0.51	10.79	V
	3358	-59.74	-13	-46.74	-76.29	-69.42	0.60	12.05	V
									V
									V
									V
									V

Remark: Spurious emissions within 30-1000MHz were found more than 20dB below limit line.



LTE Band 5 / 10MHz / QPSK									
Channel	Frequency (MHz)	ERP (dBm)	Limit (dBm)	Over Limit (dB)	SPA Reading (dBm)	S.G. Power (dBm)	TX Cable loss (dB)	TX Antenna Gain (dBi)	Polarization (H/V)
Lowest	1648	-63.34	-13	-50.34	-73.99	-69.62	0.41	8.83	H
	2473	-60.85	-13	-47.85	-75.9	-68.96	0.51	10.76	H
	3298	-59.90	-13	-46.90	-76.15	-68.93	0.59	11.77	H
									H
									H
									H
									H
	1649	-63.61	-13	-50.61	-74.25	-69.89	0.41	8.84	V
	2473	-61.30	-13	-48.30	-75.77	-69.41	0.51	10.76	V
	3296	-59.64	-13	-46.64	-76.32	-68.67	0.59	11.77	V
									V
									V
									V
									V
Middle	1664	-62.01	-13	-49.01	-72.74	-68.34	0.41	8.89	H
	2496	-60.39	-13	-47.39	-75.43	-68.53	0.51	10.79	H
	3328	-59.57	-13	-46.57	-75.76	-68.71	0.59	11.88	H
									H
									H
									H
									H
	1664	-63.39	-13	-50.39	-74.13	-69.72	0.41	8.89	V
	2496	-61.12	-13	-48.12	-75.47	-69.26	0.51	10.79	V
	3328	-59.40	-13	-46.40	-76.01	-68.54	0.59	11.88	V
									V
									V
									V
									V
								V	



Highest	1680	-62.36	-13	-49.36	-73.16	-68.75	0.41	8.95	H
	2518	-61.21	-13	-48.21	-76.25	-69.35	0.51	10.80	H
	3358	-59.93	-13	-46.93	-76.07	-69.17	0.60	11.99	H
									H
									H
									H
									H
	1680	-63.09	-13	-50.09	-73.91	-69.48	0.41	8.95	V
	2520	-61.82	-13	-48.82	-76.19	-69.96	0.51	10.80	V
	3358	-59.74	-13	-46.74	-76.29	-68.98	0.60	11.99	V
									V
									V
									V
									V

Remark: Spurious emissions within 30-1000MHz were found more than 20dB below limit line.



LTE Band 7

LTE Band 7 / 5MHz / QPSK										
Channel	Frequency (MHz)	ERP (dBm)	Limit (dBm)	Over Limit (dB)	SPA Reading (dBm)	S.G. Power (dBm)	TX Cable loss (dB)	TX Antenna Gain (dBi)	Polarization (H/V)	
Lowest	4998	-56.70	-25	-31.70	-77.72	-67.91	0.79	12.00	H	
	7500	-50.21	-25	-25.21	-74.37	-59.12	0.99	9.90	H	
	10002	-45.75	-25	-20.75	-75.05	-56.38	1.17	11.80	H	
										H
										H
										H
										H
	4998	-55.01	-25	-30.01	-77.59	-66.22	0.79	12.00	V	
	7500	-51.08	-25	-26.08	-75.6	-59.99	0.99	9.90	V	
	10002	-46.52	-25	-21.52	-75.16	-57.15	1.17	11.80	V	
										V
										V
										V
										V
Middle	5064	-56.75	-25	-31.75	-77.56	-67.98	0.79	12.01	H	
	7598	-51.34	-25	-26.34	-75.82	-60.71	0.98	10.35	H	
	10128	-46.09	-25	-21.09	-75.35	-56.80	1.16	11.88	H	
										H
										H
										H
										H
	5064	-55.10	-25	-30.10	-76.84	-66.33	0.79	12.01	V	
	7598	-51.52	-25	-26.52	-76.15	-60.89	0.98	10.35	V	
	10128	-46.44	-25	-21.44	-75.15	-57.15	1.16	11.88	V	
										V
										V
										V
										V



Highest	5130	-56.11	-25	-31.11	-77.34	-67.36	0.77	12.03	H
	7695	-51.46	-25	-26.46	-76.25	-61.28	0.98	10.80	H
	10260	-46.03	-25	-21.03	-75.58	-56.82	1.16	11.96	H
									H
									H
									H
									H
	5130	-56.03	-25	-31.03	-77.59	-67.28	0.77	12.03	V
	7695	-51.16	-25	-26.16	-75.98	-60.98	0.98	10.80	V
	10260	-46.52	-25	-21.52	-75.76	-57.31	1.16	11.96	V
									V
									V
									V
									V

Remark: Spurious emissions within 30-1000MHz were found more than 20dB below limit line.



LTE Band 7 / 10MHz / QPSK									
Channel	Frequency (MHz)	EIRP (dBm)	Limit (dBm)	Over Limit (dB)	SPA Reading (dBm)	S.G. Power (dBm)	TX Cable loss (dB)	TX Antenna Gain (dBi)	Polarization (H/V)
Lowest	5004	-57.00	-25	-32.00	-77.82	-68.21	0.79	12.00	H
	7500	-50.23	-25	-25.23	-74.49	-59.14	0.99	9.90	H
	10002	-46.05	-25	-21.05	75.15	-56.68	1.17	11.80	H
									H
									H
									H
									H
	5004	-55.61	-25	-30.61	-77.61	-66.82	0.79	12.00	V
	7501	-51.43	-25	-26.43	-75.74	-60.34	0.99	9.90	V
	10002	-47.16	-25	-22.16	-75.42	-57.79	1.17	11.80	V
									V
									V
									V
									V
Middle	5064	-56.25	-25	-31.25	-77.18	-67.48	0.79	12.01	H
	7591	-51.08	-25	-26.08	-75.58	-60.42	0.98	10.32	H
	10122	-45.83	-25	-20.83	-75.42	-56.54	1.16	11.87	H
									H
									H
									H
									H
	5064	-55.53	-25	-30.53	-77.35	-66.76	0.79	12.01	V
	7591	-51.48	-25	-26.48	-75.8	-60.82	0.98	10.32	V
	10122	-46.70	-25	-21.70	-75.21	-57.41	1.16	11.87	V
									V
									V
									V
									V
								V	



Highest	5124	-56.80	-25	-31.80	-77.72	-68.05	0.78	12.02	H
	7681	-51.06	-25	-26.06	-75.83	-60.81	0.98	10.73	H
	10242	-45.43	-25	-20.43	-74.95	-56.21	1.16	11.95	H
									H
									H
									H
									H
	5124	-55.83	-25	-30.83	-77.35	-67.08	0.78	12.02	V
	7681	-51.48	-25	-26.48	-76.13	-61.23	0.98	10.73	V
	10242	-56.41	-25	-31.41	-75.4	-67.19	1.16	11.95	V
									V
									V
									V
									V

Remark: Spurious emissions within 30-1000MHz were found more than 20dB below limit line.



LTE Band 7 / 15MHz / QPSK									
Channel	Frequency (MHz)	EIRP (dBm)	Limit (dBm)	Over Limit (dB)	SPA Reading (dBm)	S.G. Power (dBm)	TX Cable loss (dB)	TX Antenna Gain (dBi)	Polarization (H/V)
Lowest	5004	-56.29	-25	-31.29	-77.52	-67.50	0.79	12.00	H
	7502	-50.08	-25	-25.08	-74.93	-59.00	0.99	9.91	H
	10002	-45.47	-25	-20.47	-74.5	-56.10	1.17	11.80	H
									H
									H
									H
									H
	5004	-55.04	-25	-30.04	-77.07	-66.25	0.79	12.00	V
	7502	-50.77	-25	-25.77	-75.42	-59.69	0.99	9.91	V
	10002	-47.07	-25	-22.07	-75.29	-57.70	1.17	11.80	V
									V
									V
									V
									V
Middle	5056	-56.58	-25	-31.58	-77.42	-67.80	0.79	12.01	H
	7584	-51.20	-25	-26.20	-75.76	-60.50	0.98	10.29	H
	10113	-46.30	-25	-21.30	-75.62	-57.00	1.16	11.87	H
									H
									H
									H
									H
	5056	-55.58	-25	-30.58	-77.42	-66.80	0.79	12.01	V
	7584	-51.30	-25	-26.30	-75.8	-60.60	0.98	10.29	V
	10113	-46.40	-25	-21.40	-75.35	-57.10	1.16	11.87	V
									V
									V
									V
									V



Highest	5112	-56.45	-25	-31.45	-77.4	-67.69	0.78	12.02	H
	7667	-51.32	-25	-26.32	-75.99	-61.01	0.98	10.67	H
	10224	-45.35	-25	-20.35	-74.81	-56.12	1.16	11.93	H
									H
									H
									H
									H
	5112	-55.52	-25	-30.52	-77.06	-66.76	0.78	12.02	V
	7667	-51.70	-25	-26.70	-76.33	-61.39	0.98	10.67	V
	10224	-46.33	-25	-21.33	-75.16	-57.10	1.16	11.93	V
									V
									V
									V
									V

Remark: Spurious emissions within 30-1000MHz were found more than 20dB below limit line.



LTE Band 7 / 20MHz / QPSK									
Channel	Frequency (MHz)	EIRP (dBm)	Limit (dBm)	Over Limit (dB)	SPA Reading (dBm)	S.G. Power (dBm)	TX Cable loss (dB)	TX Antenna Gain (dBi)	Polarization (H/V)
Lowest	5004	-56.81	-25	-31.81	-77.61	-68.02	0.79	12.00	H
	7503	-51.61	-25	-26.61	-76.02	-60.53	0.99	9.91	H
	10002	-45.26	-25	-20.26	-74.55	-55.89	1.17	11.80	H
									H
									H
									H
									H
	5004	-55.60	-25	-30.60	-77.55	-66.81	0.79	12.00	V
	7503	-51.73	-25	-26.73	-76.17	-60.65	0.99	9.91	V
	10002	-46.70	-25	-21.70	-75.11	-57.33	1.17	11.80	V
									V
									V
									V
									V
Middle	5052	-56.40	-25	-31.40	-77.42	-67.62	0.79	12.01	H
	7578	-51.30	-25	-26.30	-75.78	-60.58	0.98	10.26	H
	10104	-46.31	-25	-21.31	-75.48	-57.01	1.17	11.86	H
									H
									H
									H
									H
	5052	-55.78	-25	-30.78	-77.58	-67.00	0.79	12.01	V
	7578	-51.49	-25	-26.49	-76.06	-60.77	0.98	10.26	V
	10104	-46.92	-25	-21.92	-75.47	-57.62	1.17	11.86	V
									V
									V
									V
									V



Highest	5100	-56.29	-25	-31.29	-77.34	-67.53	0.78	12.02	H
	7653	-51.52	-25	-26.52	-76.25	-61.14	0.98	10.60	H
	10206	-45.75	-25	-20.75	-75.24	-56.51	1.16	11.92	H
									H
									H
									H
									H
	5100	-55.59	-25	-30.59	-77.54	-66.83	0.78	12.02	V
	7653	-51.63	-25	-26.63	-76.22	-61.25	0.98	10.60	V
	10206	-46.36	-25	-21.36	-75.47	-57.12	1.16	11.92	V
									V
									V
									V
									V

Remark: Spurious emissions within 30-1000MHz were found more than 20dB below limit line.



LTE Band 12

LTE Band 12 / 1.4MHz / QPSK									
Channel	Frequency (MHz)	ERP (dBm)	Limit (dBm)	Over Limit (dB)	SPA Reading (dBm)	S.G. Power (dBm)	TX Cable loss (dB)	TX Antenna Gain (dBi)	Polarization (H/V)
Lowest	1400	-61.91	-13.00	-48.91	-73.62	-67.28	0.36	7.88	H
	2097	-60.67	-13.00	-47.67	-75.52	-68.30	0.46	10.24	H
	2796	-60.21	-13.00	-47.21	-75.60	-68.27	0.53	10.74	H
									H
									H
									H
									H
	1398	-62.53	-13.00	-49.53	-73.91	-67.89	0.36	7.87	V
	2097	-61.02	-13.00	-48.02	-75.68	-68.65	0.46	10.24	V
	2792	-60.37	-13.00	-47.37	-75.66	-68.43	0.53	10.74	V
									V
									V
									V
									V
Middle	1416	-61.78	-13.00	-48.78	-73.49	-67.21	0.37	7.95	H
	2120	-59.98	-13.00	-46.98	-75.09	-67.64	0.46	10.27	H
	2827	-59.91	-13.00	-46.91	-75.35	-67.96	0.53	10.73	H
									H
									H
									H
									H
	1413	-62.46	-13.00	-49.46	-73.91	-67.88	0.37	7.93	V
	2120	-60.63	-13.00	-47.63	-75.55	-68.29	0.46	10.27	V
	2824	-60.21	-13.00	-47.21	-75.59	-68.26	0.53	10.74	V
									V
									V
									V
									V



Highest	1432	-62.65	-13.00	-49.65	-74.29	-68.14	0.37	8.01	H
	2144	-59.79	-13.00	-46.79	-75.16	-67.48	0.46	10.30	H
	2858	-60.17	-13.00	-47.17	-75.69	-68.21	0.54	10.73	H
									H
									H
									H
									H
	1429	-62.96	-13.00	-49.96	-74.30	-68.44	0.37	8.00	V
	2144	-59.85	-13.00	-46.85	-75.04	-67.54	0.46	10.30	V
	2856	-60.14	-13.00	-47.14	-75.53	-68.18	0.54	10.73	V
									V
									V
									V
									V

Remark: Spurious emissions within 30-1000MHz were found more than 20dB below limit line.



LTE Band 12 / 3MHz / QPSK									
Channel	Frequency (MHz)	ERP (dBm)	Limit (dBm)	Over Limit (dB)	SPA Reading (dBm)	S.G. Power (dBm)	TX Cable loss (dB)	TX Antenna Gain (dBi)	Polarization (H/V)
Lowest	1400	-62.11	-13.00	-49.11	-73.82	-67.48	0.36	7.88	H
	2097	-60.71	-13.00	-47.71	-75.56	-68.34	0.46	10.24	H
	2796	-59.71	-13.00	-46.71	-75.10	-67.77	0.53	10.74	H
									H
									H
									H
									H
	1400	-62.56	-13.00	-49.56	-74.01	-67.93	0.36	7.88	V
	2097	-60.98	-13.00	-47.98	-75.64	-68.61	0.46	10.24	V
	2796	-60.34	-13.00	-47.34	-75.70	-68.40	0.53	10.74	V
									V
									V
									V
									V
Middle	1416	-62.27	-13.00	-49.27	-73.98	-67.70	0.37	7.95	H
	2118	-60.53	-13.00	-47.53	-75.64	-68.18	0.46	10.27	H
	2824	-60.22	-13.00	-47.22	-75.66	-68.27	0.53	10.74	H
									H
									H
									H
									H
	1412	-62.66	-13.00	-49.66	-74.11	-68.07	0.37	7.93	V
	2118	-60.82	-13.00	-47.82	-75.74	-68.47	0.46	10.27	V
	2824	-59.87	-13.00	-46.87	-75.25	-67.92	0.53	10.74	V
									V
									V
									V
									V
								V	



Highest	1424	-62.29	-13.00	-49.29	-73.93	-67.75	0.37	7.98	H
	2139	-60.19	-13.00	-47.19	-75.56	-67.87	0.46	10.29	H
	2852	-60.06	-13.00	-47.06	-75.58	-68.10	0.54	10.73	H
									H
									H
									H
									H
	1426	-62.75	-13.00	-49.75	-74.09	-68.22	0.37	7.99	V
	2139	-60.33	-13.00	-47.33	-75.52	-68.01	0.46	10.29	V
	2856	-60.12	-13.00	-47.12	-75.51	-68.16	0.54	10.73	V
									V
									V
									V
									V

Remark: Spurious emissions within 30-1000MHz were found more than 20dB below limit line.



LTE Band 12 / 5MHz / QPSK									
Channel	Frequency (MHz)	ERP (dBm)	Limit (dBm)	Over Limit (dB)	SPA Reading (dBm)	S.G. Power (dBm)	TX Cable loss (dB)	TX Antenna Gain (dBi)	Polarization (H/V)
Lowest	1400	-62.40	-13.00	-49.40	-74.11	-67.77	0.36	7.88	H
	2097	-60.83	-13.00	-47.83	-75.68	-68.46	0.46	10.24	H
	2797	-60.29	-13.00	-47.29	-75.68	-68.35	0.53	10.74	H
									H
									H
									H
									H
	1398	-62.39	-13.00	-49.39	-73.77	-67.75	0.36	7.87	V
	2097	-60.92	-13.00	-47.92	-75.58	-68.55	0.46	10.24	V
	2800	-60.33	-13.00	-47.33	-75.70	-68.39	0.53	10.74	V
									V
									V
									V
									V
Middle	1408	-62.14	-13.00	-49.14	-73.85	-67.54	0.36	7.91	H
	2115	-60.54	-13.00	-47.54	-75.65	-68.19	0.46	10.26	H
	2821	-60.31	-13.00	-47.31	-75.74	-68.36	0.53	10.74	H
									H
									H
									H
									H
	1410	-62.47	-13.00	-49.47	-73.92	-67.88	0.37	7.92	V
	2115	-60.74	-13.00	-47.74	-75.36	-68.39	0.46	10.26	V
	2824	-60.26	-13.00	-47.26	-75.64	-68.31	0.53	10.74	V
									V
									V
									V
									V
								V	



Highest	1424	-62.34	-13.00	-49.34	-73.98	-67.80	0.37	7.98	H
	2133	-60.10	-13.00	-47.10	-75.45	-67.77	0.46	10.29	H
	2845	-60.08	-13.00	-47.08	-75.60	-68.13	0.54	10.73	H
									H
									H
									H
									H
	1424	-62.66	-13.00	-49.66	-74.00	-68.12	0.37	7.98	V
	2133	-59.96	-13.00	-46.96	-75.13	-67.63	0.46	10.29	V
	2845	-60.07	-13.00	-47.07	-75.46	-68.12	0.54	10.73	V
									V
									V
									V
									V

Remark: Spurious emissions within 30-1000MHz were found more than 20dB below limit line.



LTE Band 12 / 10MHz / QPSK									
Channel	Frequency (MHz)	ERP (dBm)	Limit (dBm)	Over Limit (dB)	SPA Reading (dBm)	S.G. Power (dBm)	TX Cable loss (dB)	TX Antenna Gain (dBi)	Polarization (H/V)
Lowest	1400	-62.43	-13.00	-49.43	-74.14	-67.80	0.36	7.88	H
	2098	-60.36	-13.00	-47.36	-75.21	-67.99	0.46	10.24	H
	2798	-59.68	-13.00	-46.68	-75.08	-67.74	0.53	10.74	H
									H
									H
									H
									H
	1399	-62.63	-13.00	-49.63	-74.01	-67.99	0.36	7.88	V
	2098	-60.90	-13.00	-47.90	-75.56	-68.53	0.46	10.24	V
	2800	-60.15	-13.00	-47.15	-75.52	-68.21	0.53	10.74	V
									V
									V
									V
Middle	1408	-61.46	-13.00	-48.46	-73.17	-66.86	0.36	7.91	H
	2109	-60.11	-13.00	-47.11	-74.96	-67.75	0.46	10.25	H
	2808	-59.97	-13.00	-46.97	-75.37	-68.03	0.53	10.74	H
									H
									H
									H
									H
	1408	-62.47	-13.00	-49.47	-73.92	-67.87	0.36	7.91	V
	2109	-59.75	-13.00	-46.75	-74.41	-67.39	0.46	10.25	V
	2808	-60.21	-13.00	-47.21	-75.58	-68.27	0.53	10.74	V
									V
									V
									V
								V	



Highest	1416	-61.91	-13.00	-48.91	-73.62	-67.34	0.37	7.95	H
	2119	-60.34	-13.00	-47.34	-75.45	-68.00	0.46	10.27	H
	2826	-60.18	-13.00	-47.18	-75.62	-68.23	0.53	10.73	H
									H
									H
									H
									H
	1413	-62.24	-13.00	-49.24	-73.69	-67.66	0.37	7.93	V
	2119	-60.38	-13.00	-47.38	-75.30	-68.04	0.46	10.27	V
	2824	-60.12	-13.00	-47.12	-75.50	-68.17	0.53	10.74	V
	1432	-60.50	-13.00	-47.50	-74.29	-68.14	0.37	8.01	H
	2144	-57.64	-13.00	-44.64	-75.16	-67.48	0.46	10.30	H
	2858	-58.02	-13.00	-45.02	-75.69	-68.21	0.54	10.73	H
									V

Remark: Spurious emissions within 30-1000MHz were found more than 20dB below limit line.



LTE Band 13

LTE Band 13 / 5MHz / QPSK									
Channel	Frequency (MHz)	ERP (dBm)	Limit (dBm)	Over Limit (dB)	SPA Reading (dBm)	S.G. Power (dBm)	TX Cable loss (dB)	TX Antenna Gain (dBi)	Polarization (H/V)
Lowest	1560	-63.34	-42.15	-21.19	-74.12	-69.31	0.39	8.52	H
	2338	-59.74	-13	-46.74	-75.34	-67.67	0.49	10.57	H
	3118	-59.32	-13	-46.32	-75.63	-67.72	0.57	11.12	H
									H
									H
									H
									H
	1559	-63.27	-42.15	-21.12	-73.87	-69.24	0.39	8.51	V
	2338	-60.07	-13	-47.07	-75.42	-68.00	0.49	10.57	V
	3120	-58.92	-13	-45.92	-75.59	-67.33	0.57	11.13	V
									V
									V
									V
									V
Middle	1560	-62.76	-42.15	-20.61	-73.68	-68.73	0.39	8.52	H
	2346	-59.95	-13	-46.95	-75.41	-67.89	0.49	10.58	H
	3128	-59.17	-13	-46.17	-75.49	-67.61	0.57	11.16	H
									H
									H
									H
									H
	1564	-63.52	-42.15	-21.37	-74.17	-69.51	0.39	8.53	V
	2346	-59.81	-13	-46.81	-75.29	-67.75	0.49	10.58	V
	3128	-58.88	-13	-45.88	-75.59	-67.32	0.57	11.16	V
									V
									V
									V
									V
								V	



Highest	1568	-63.54	-42.15	-21.39	-74.26	-69.54	0.40	8.54	H
	2353	-60.16	-13	-47.16	-75.45	-68.11	0.49	10.59	H
	3138	-59.43	-13	-46.43	-75.69	-67.90	0.57	11.20	H
									H
									H
									H
									H
	1568	-63.34	-42.15	-21.19	-73.88	-69.34	0.40	8.54	V
	2353	-60.14	-13	-47.14	-75.37	-68.09	0.49	10.59	V
	3136	-59.14	-13	-46.14	-75.61	-67.61	0.57	11.19	V
									V
									V
									V
									V

Remark: Spurious emissions within 30-1000MHz were found more than 20dB below limit line.



LTE Band 13 / 10MHz / QPSK									
Channel	Frequency (MHz)	ERP (dBm)	Limit (dBm)	Over Limit (dB)	SPA Reading (dBm)	S.G. Power (dBm)	TX Cable loss (dB)	TX Antenna Gain (dBi)	Polarization (H/V)
Middle	1560	-63.21	-42.15	-21.06	-74.11	-69.18	0.39	8.52	H
	2346	-59.75	-13	-46.75	-75.33	-67.69	0.49	10.58	H
	3128	-59.07	-13	-46.07	-75.57	-67.51	0.57	11.16	H
									H
									H
									H
									H
	1564	-63.16	-42.15	-21.01	-73.88	-69.15	0.39	8.53	V
	2344	-59.40	-13	-46.40	-75.11	-67.34	0.49	10.58	V
	3128	-58.84	-13	-45.84	-75.58	-67.28	0.57	11.16	V
									V
									V
									V
									V

Remark: Spurious emissions within 30-1000MHz were found more than 20dB below limit line.



LTE Band 17

LTE Band 17 / 5MHz / QPSK									
Channel	Frequency (MHz)	ERP (dBm)	Limit (dBm)	Over Limit (dB)	SPA Reading (dBm)	S.G. Power (dBm)	TX Cable loss (dB)	TX Antenna Gain (dBi)	Polarization (H/V)
Lowest	1408	-61.28	-13	-48.28	-72.99	-66.68	0.36	7.91	H
	2112	-59.81	-13	-46.81	-74.67	-67.46	0.46	10.26	H
	2817	-59.56	-13	-46.56	-74.99	-67.62	0.53	10.74	H
									H
									H
									H
									H
	1408	-62.06	-13	-49.06	-73.51	-67.46	0.36	7.91	V
	2112	-60.10	-13	-47.10	-74.77	-67.75	0.46	10.26	V
	2817	-59.44	-13	-46.44	-74.81	-67.50	0.53	10.74	V
									V
									V
									V
									V
Middle	1416	-62.24	-13	-49.24	-73.95	-67.67	0.37	7.95	H
	2123	-60.17	-13	-47.17	-75.28	-67.83	0.46	10.27	H
	2831	-60.30	-13	-47.30	-75.78	-68.35	0.53	10.73	H
									H
									H
									H
									H
	1416	-62.27	-13	-49.27	-73.72	-67.70	0.37	7.95	V
	2123	-60.43	-13	-47.43	-75.35	-68.09	0.46	10.27	V
	2831	-60.29	-13	-47.29	-75.68	-68.34	0.53	10.73	V
									V
									V
									V
									V



Highest	1422	-62.23	-13	-49.23	-73.87	-67.68	0.37	7.97	H
	2133	-59.66	-13	-46.66	-75.01	-67.33	0.46	10.29	H
	2845	-59.67	-13	-46.67	-75.19	-67.72	0.54	10.73	H
									H
									H
									H
									H
	1422	-62.61	-13	-49.61	-73.95	-68.06	0.37	7.97	V
	2133	-60.25	-13	-47.25	-75.42	-67.92	0.46	10.29	V
	2845	-59.84	-13	-46.84	-75.23	-67.89	0.54	10.73	V
									V
									V
									V
									V

Remark: Spurious emissions within 30-1000MHz were found more than 20dB below limit line.



LTE Band 17 / 10MHz / QPSK									
Channel	Frequency (MHz)	ERP (dBm)	Limit (dBm)	Over Limit (dB)	SPA Reading (dBm)	S.G. Power (dBm)	TX Cable loss (dB)	TX Antenna Gain (dBi)	Polarization (H/V)
Lowest	1409	-62.22	-13	-49.22	-73.93	-67.62	0.36	7.92	H
	2113	-60.10	-13	-47.10	-74.96	-67.75	0.46	10.26	H
	2816	-59.78	-13	-46.78	-75.21	-67.84	0.53	10.74	H
									H
									H
									H
									H
	1409	-62.36	-13	-49.36	-73.81	-67.76	0.36	7.92	V
	2113	-60.72	-13	-47.72	-75.39	-68.37	0.46	10.26	V
	2816	-60.04	-13	-47.04	-75.41	-68.10	0.53	10.74	V
									V
									V
									V
									V
Middle	1411	-61.92	-13	-48.92	-73.63	-67.33	0.37	7.93	H
	2116	-59.78	-13	-46.78	-74.89	-67.43	0.46	10.26	H
	2822	-60.23	-13	-47.23	-75.66	-68.28	0.53	10.74	H
									H
									H
									H
									H
	1411	-62.23	-13	-49.23	-73.68	-67.64	0.37	7.93	V
	2116	-60.00	-13	-47.00	-74.92	-67.65	0.46	10.26	V
	2822	-60.30	-13	-47.30	-75.67	-68.35	0.53	10.74	V
									V
									V
									V
									V
								V	



Highest	1413	-62.08	-13	-49.08	-73.79	-67.50	0.37	7.93	H
	2119	-60.32	-13	-47.32	-75.43	-67.98	0.46	10.27	H
	2826	-60.05	-13	-47.05	-75.49	-68.10	0.53	10.73	H
									H
									H
									H
									H
	1413	-62.29	-13	-49.29	-73.74	-67.71	0.37	7.93	V
	2119	-60.46	-13	-47.46	-75.38	-68.12	0.46	10.27	V
	2826	-60.17	-13	-47.17	-75.55	-68.22	0.53	10.73	V
									V
									V
									V
									V

Remark: Spurious emissions within 30-1000MHz were found more than 20dB below limit line.



LTE Band 66

LTE Band 66 / 1.4MHz / QPSK										
Channel	Frequency (MHz)	EIRP (dBm)	Limit (dBm)	Over Limit (dB)	SPA Reading (dBm)	S.G. Power (dBm)	TX Cable loss (dB)	TX Antenna Gain (dBi)	Polarization (H/V)	
Lowest	3560	-54.50	-13	-41.50	-73.03	-66.35	0.61	12.46	H	
	5336	-57.05	-13	-44.05	-77.81	-68.35	0.77	12.07	H	
	7114	-52.99	-13	-39.99	-77.2	-62.81	0.93	10.75	H	
										H
										H
										H
										H
	3560	-52.91	-13	-39.91	-71.89	-64.76	0.61	12.46	V	
	5336	-56.57	-13	-43.57	-77.86	-67.87	0.77	12.07	V	
	7114	-52.18	-13	-39.18	-76.84	-62.00	0.93	10.75	V	
										V
										V
										V
										V
Middle	3490	-54.38	-13	-41.38	-72.16	-66.24	0.60	12.46	H	
	5233	-57.22	-13	-44.22	-77.96	-68.50	0.77	12.05	H	
	6977	-53.42	-13	-40.42	-77.14	-63.50	0.93	11.00	H	
										H
										H
										H
										H
	3490	-50.40	-13	-37.40	-68.52	-62.26	0.60	12.46	V	
	5233	-56.67	-13	-43.67	-77.9	-67.95	0.77	12.05	V	
	6977	-52.67	-13	-39.67	-77.15	-62.75	0.93	11.00	V	
										V
										V
										V
										V



Highest	3560	-54.50	-13	-41.50	-73.03	-66.35	0.61	12.46	H
	5336	-57.05	-13	-44.05	-77.81	-68.35	0.77	12.07	H
	7114	-52.99	-13	-39.99	-77.2	-62.81	0.93	10.75	H
									H
									H
									H
									H
	3560	-52.91	-13	-39.91	-71.89	-64.76	0.61	12.46	V
	5336	-56.57	-13	-43.57	-77.86	-67.87	0.77	12.07	V
	7114	-52.18	-13	-39.18	-76.84	-62.00	0.93	10.75	V
									V
									V
									V
									V

Remark: Spurious emissions within 30-1000MHz were found more than 20dB below limit line.



LTE Band 66 / 3MHz / QPSK									
Channel	Frequency (MHz)	EIRP (dBm)	Limit (dBm)	Over Limit (dB)	SPA Reading (dBm)	S.G. Power (dBm)	TX Cable loss (dB)	TX Antenna Gain (dBi)	Polarization (H/V)
Lowest	3420	-56.53	-13	-43.53	-73.5	-68.14	0.60	12.21	H
	5130	-57.31	-13	-44.31	-78.06	-68.56	0.77	12.03	H
	6840	-54.26	-13	-41.26	-77.16	-64.36	0.93	11.03	H
									H
									H
									H
									H
	3420	-53.58	-13	-40.58	-70.93	-65.19	0.60	12.21	V
	5130	-56.20	-13	-43.20	-77.64	-67.45	0.77	12.03	V
	6840	-53.45	-13	-40.45	-77.15	-63.55	0.93	11.03	V
									V
									V
									V
									V
Middle	3490	-53.91	-13	-40.91	-71.69	-65.77	0.60	12.46	H
	5230	-57.16	-13	-44.16	-77.9	-68.44	0.77	12.05	H
	6974	-53.22	-13	-40.22	-76.82	-63.30	0.93	11.01	H
									H
									H
									H
									H
	3490	-50.89	-13	-37.89	-69.01	-62.75	0.60	12.46	V
	5230	-56.76	-13	-43.76	-77.99	-68.04	0.77	12.05	V
	6974	-52.68	-13	-39.68	-77.05	-62.76	0.93	11.01	V
									V
									V
									V
									V
								V	



Highest	3553	-54.56	-13	-41.56	-72.95	-66.42	0.61	12.47	H
	5331	-56.94	-13	-43.94	-77.7	-68.24	0.77	12.07	H
	7108	-52.83	-13	-39.83	-76.98	-62.66	0.93	10.76	H
									H
									H
									H
									H
	3553	-52.49	-13	-39.49	-71.31	-64.35	0.61	12.47	V
	5331	-56.45	-13	-43.45	-77.74	-67.75	0.77	12.07	V
	7108	-52.45	-13	-39.45	-77.1	-62.28	0.93	10.76	V
									V
									V
									V
									V

Remark: Spurious emissions within 30-1000MHz were found more than 20dB below limit line.



LTE Band 66 / 5MHz / QPSK									
Channel	Frequency (MHz)	EIRP (dBm)	Limit (dBm)	Over Limit (dB)	SPA Reading (dBm)	S.G. Power (dBm)	TX Cable loss (dB)	TX Antenna Gain (dBi)	Polarization (H/V)
Lowest	3420	-55.11	-13	-42.11	-72.08	-66.72	0.60	12.21	H
	5130	-57.17	-13	-44.17	-77.92	-68.42	0.77	12.03	H
	6841	-54.34	-13	-41.34	-77.24	-64.44	0.93	11.03	H
									H
									H
									H
									H
	3420	-52.19	-13	-39.19	-69.54	-63.80	0.60	12.21	V
	5130	-56.58	-13	-43.58	-78.02	-67.83	0.77	12.03	V
	6841	-53.29	-13	-40.29	-76.99	-63.39	0.93	11.03	V
									V
									V
									V
									V
Middle	3483	-53.45	-13	-40.45	-71.22	-65.29	0.60	12.44	H
	5228	-57.02	-13	-44.02	-77.76	-68.30	0.77	12.05	H
	6971	-53.51	-13	-40.51	-77.11	-63.59	0.93	11.01	H
									H
									H
									H
									H
	3483	-50.53	-13	-37.53	-68.64	-62.37	0.60	12.44	V
	5228	-56.60	-13	-43.60	-77.73	-67.88	0.77	12.05	V
	6971	-52.13	-13	-39.13	-76.5	-62.21	0.93	11.01	V
									V
									V
									V
									V



Highest	3553	-54.18	-13	-41.18	-72.57	-66.04	0.61	12.47	H
	5325	-56.90	-13	-43.90	-77.65	-68.20	0.77	12.07	H
	7101	-52.60	-13	-39.60	-76.74	-62.44	0.93	10.78	H
									H
									H
									H
									H
	3553	-52.68	-13	-39.68	-71.5	-64.54	0.61	12.47	V
	5325	-56.41	-13	-43.41	-77.68	-67.71	0.77	12.07	V
	7101	-52.18	-13	-39.18	-76.82	-62.02	0.93	10.78	V
									V
									V
									V
									V

Remark: Spurious emissions within 30-1000MHz were found more than 20dB below limit line.



LTE Band 66 / 10MHz / QPSK									
Channel	Frequency (MHz)	EIRP (dBm)	Limit (dBm)	Over Limit (dB)	SPA Reading (dBm)	S.G. Power (dBm)	TX Cable loss (dB)	TX Antenna Gain (dBi)	Polarization (H/V)
Lowest	3420	-55.96	-13	-42.96	-72.93	-67.57	0.60	12.21	H
	5131	-56.76	-13	-43.76	-77.51	-68.01	0.77	12.03	H
	6842	-53.81	-13	-40.81	-76.71	-63.91	0.93	11.03	H
									H
									H
									H
									H
	3420	-53.97	-13	-40.97	-71.32	-65.58	0.60	12.21	V
	5131	-56.21	-13	-43.21	-77.65	-67.46	0.77	12.03	V
	6843	-53.04	-13	-40.04	-76.74	-63.14	0.93	11.03	V
									V
									V
									V
									V
Middle	3483	-53.11	-13	-40.11	-70.88	-64.95	0.60	12.44	H
	5219	-55.18	-13	-42.18	-75.92	-66.46	0.76	12.04	H
	6962	-53.44	-13	-40.44	-77.04	-63.52	0.93	11.01	H
									H
									H
									H
									H
	3483	-51.56	-13	-38.56	-69.67	-63.40	0.60	12.44	V
	5221	-56.21	-13	-43.21	-77.43	-67.49	0.76	12.04	V
	6962	-52.76	-13	-39.76	-77.13	-62.84	0.93	11.01	V
									V
									V
									V
									V



Highest	3539	-54.06	-13	-41.06	-72.32	-65.93	0.61	12.48	H
	5311	-56.76	-13	-43.76	-77.52	-68.05	0.77	12.06	H
	7082	-52.53	-13	-39.53	-76.61	-62.42	0.93	10.82	H
									H
									H
									H
									H
	3539	-53.32	-13	-40.32	-71.97	-65.19	0.61	12.48	V
	5311	-56.29	-13	-43.29	-77.57	-67.58	0.77	12.06	V
	7082	-52.14	-13	-39.14	-76.76	-62.03	0.93	10.82	V
									V
									V
									V
									V

Remark: Spurious emissions within 30-1000MHz were found more than 20dB below limit line.



LTE Band 66 / 15MHz / QPSK									
Channel	Frequency (MHz)	EIRP (dBm)	Limit (dBm)	Over Limit (dB)	SPA Reading (dBm)	S.G. Power (dBm)	TX Cable loss (dB)	TX Antenna Gain (dBi)	Polarization (H/V)
Lowest	3420	-55.57	-13	-42.57	-72.54	-67.18	0.60	12.21	H
	5132	-56.97	-13	-43.97	-77.72	-68.22	0.77	12.03	H
	6843	-53.68	-13	-40.68	-76.58	-63.78	0.93	11.03	H
									H
									H
									H
									H
	3420	-51.16	-13	-38.16	-68.51	-62.77	0.60	12.21	V
	5132	-56.26	-13	-43.26	-77.7	-67.51	0.77	12.03	V
	6843	-53.20	-13	-40.20	-76.9	-63.30	0.93	11.03	V
									V
									V
									V
									V
Middle	3476	-53.60	-13	-40.60	-71.37	-65.41	0.60	12.41	H
	5214	-56.72	-13	-43.72	-77.46	-68.00	0.76	12.04	H
	6953	-53.12	-13	-40.12	-76.63	-63.20	0.93	11.01	H
									H
									H
									H
									H
	3476	-51.09	-13	-38.09	-69.2	-62.90	0.60	12.41	V
	5214	-56.34	-13	-43.34	-77.56	-67.62	0.76	12.04	V
	6953	-52.72	-13	-39.72	-77	-62.80	0.93	11.01	V
									V
									V
									V
									V



Highest	3532	-54.13	-13	-41.13	-72.38	-66.00	0.61	12.48	H
	5297	-57.13	-13	-44.13	-77.88	-68.42	0.77	12.06	H
	7063	-52.74	-13	-39.74	-76.78	-62.67	0.93	10.86	H
									H
									H
									H
									H
	3532	-52.00	-13	-39.00	-70.64	-63.87	0.61	12.48	V
	5297	-52.75	-13	-39.75	-78.03	-64.04	0.77	12.06	V
	7063	-52.38	-13	-39.38	-77	-62.31	0.93	10.86	V
									V
									V
									V
									V

Remark: Spurious emissions within 30-1000MHz were found more than 20dB below limit line.



LTE Band 66 / 20MHz / QPSK									
Channel	Frequency (MHz)	EIRP (dBm)	Limit (dBm)	Over Limit (dB)	SPA Reading (dBm)	S.G. Power (dBm)	TX Cable loss (dB)	TX Antenna Gain (dBi)	Polarization (H/V)
Lowest	3420	-56.01	-13	-43.01	-72.98	-67.62	0.60	12.21	H
	5133	-57.08	-13	-44.08	-77.83	-68.33	0.77	12.03	H
	6844	-54.02	-13	-41.02	-76.92	-64.12	0.93	11.03	H
									H
									H
									H
									H
	3420	-52.75	-13	-39.75	-70.1	-64.36	0.60	12.21	V
	5133	-56.48	-13	-43.48	-77.92	-67.73	0.77	12.03	V
	6844	-53.39	-13	-40.39	-77.09	-63.49	0.93	11.03	V
									V
									V
									V
									V
Middle	3476	-54.78	-13	-41.78	-72.55	-66.59	0.60	12.41	H
	5208	-57.05	-13	-44.05	-77.79	-68.33	0.76	12.04	H
	6944	-53.34	-13	-40.34	-76.85	-63.42	0.93	11.01	H
									H
									H
									H
									H
	3476	-52.13	-13	-39.13	-70.24	-63.94	0.60	12.41	V
	5208	-56.43	-13	-43.43	-77.65	-67.71	0.76	12.04	V
	6944	-52.75	-13	-39.75	-77.03	-62.83	0.93	11.01	V
									V
									V
									V
									V



Highest	3525	-53.30	-13	-40.30	-71.55	-65.18	0.61	12.49	H
	5283	-57.08	-13	-44.08	-77.83	-68.37	0.77	12.06	H
	7044	-53.01	-13	-40.01	-77	-62.98	0.93	10.90	H
									H
									H
									H
									H
	3525	-51.69	-13	-38.69	-70.33	-63.57	0.61	12.49	V
	5283	-56.54	-13	-43.54	-77.81	-67.83	0.77	12.06	V
	7044	-52.18	-13	-39.18	-76.79	-62.15	0.93	10.90	V
									V
									V
									V
									V

Remark: Spurious emissions within 30-1000MHz were found more than 20dB below limit line.



Radiated Spurious Emission

<Sample 3>

LTE Band 2

LTE Band 2 / 1.4MHz / QPSK									
Channel	Frequency (MHz)	EIRP (dBm)	Limit (dBm)	Over Limit (dB)	SPA Reading (dBm)	S.G. Power (dBm)	TX Cable loss (dB)	TX Antenna Gain (dBi)	Polarization (H/V)
Lowest	3700	-57.58	-13	-44.58	-76.46	-69.33	0.63	12.38	H
	5550	-56.17	-13	-43.17	-77.12	-67.51	0.81	12.15	H
	7400	-52.00	-13	-39.00	-76.12	-61.13	0.99	10.12	H
									H
									H
	3700	-56.88	-13	-43.88	-76.46	-68.63	0.63	12.38	V
	5550	-53.66	-13	-40.66	-75.28	-65.00	0.81	12.15	V
	7400	-52.22	-13	-39.22	-76.35	-61.35	0.99	10.12	V
									V
									V
									V
									V
Middle	3756	-56.45	-13	-43.45	-75.39	-68.16	0.64	12.35	H
	5638	-56.04	-13	-43.04	-76.86	-67.45	0.83	12.24	H
	7517	-51.76	-13	-38.76	-75.92	-60.75	0.99	9.98	H
									H
									H
	3756	-56.23	-13	-43.23	-75.92	-67.94	0.64	12.35	V
	5638	-55.64	-13	-42.64	-77.35	-67.05	0.83	12.24	V
	7517	-51.77	-13	-38.77	-75.98	-60.76	0.99	9.98	V
									V
									V
									V



Highest	3819	-55.79	-13	-42.79	-74.75	-67.45	0.65	12.31	H
	5726	-56.77	-13	-43.77	-77.64	-68.27	0.82	12.33	H
	7634	-51.56	-13	-38.56	-76.06	-61.10	0.98	10.52	H
									H
									H
									H
									H
	3819	-56.48	-13	-43.48	-76.29	-68.14	0.65	12.31	V
	5726	-53.32	-13	-40.32	-75.28	-64.82	0.82	12.33	V
	7634	-51.57	-13	-38.57	-75.93	-61.11	0.98	10.52	V
									V
									V
									V
									V

Remark: Spurious emissions within 30-1000MHz were found more than 20dB below limit line.



LTE Band 2 / 3MHz / QPSK									
Channel	Frequency (MHz)	EIRP (dBm)	Limit (dBm)	Over Limit (dB)	SPA Reading (dBm)	S.G. Power (dBm)	TX Cable loss (dB)	TX Antenna Gain (dBi)	Polarization (H/V)
Lowest	3700	-57.31	-13	-44.31	-76.19	-69.06	0.63	12.38	H
	5548	-51.78	-13	-38.78	-72.73	-63.12	0.81	12.15	H
	7400	-51.98	-13	-38.98	-76.1	-61.11	0.99	10.12	H
									H
									H
									H
									H
	3700	-56.48	-13	-43.48	-76.06	-68.23	0.63	12.38	V
	5548	-50.88	-13	-37.88	-72.5	-62.22	0.81	12.15	V
	7400	-52.29	-13	-39.29	-76.42	-61.42	0.99	10.12	V
									V
									V
									V
									V
Middle	3756	-56.44	-13	-43.44	-75.37	-68.15	0.64	12.35	H
	5639	-53.81	-13	-40.81	-74.63	-65.22	0.83	12.24	H
	7514	-51.89	-13	-38.89	-76.05	-60.86	0.99	9.96	H
									H
									H
									H
									H
	3756	-56.24	-13	-43.24	-75.95	-67.95	0.64	12.35	V
	5639	-51.86	-13	-38.86	-73.57	-63.27	0.83	12.24	V
	7514	-51.69	-13	-38.69	-75.9	-60.66	0.99	9.96	V
									V
									V
									V
									V



Highest	3812	-55.82	-13	-42.82	-74.79	-67.49	0.64	12.31	H
	5723	-50.46	-13	-37.46	-71.33	-61.96	0.82	12.32	H
	7628	-51.22	-13	-38.22	-75.72	-60.73	0.98	10.49	H
									H
									H
									H
									H
	3812	-55.23	-13	-42.23	-75.06	-66.90	0.64	12.31	V
	5723	-48.40	-13	-35.40	-70.36	-59.90	0.82	12.32	V
	7628	-51.39	-13	-38.39	-75.76	-60.90	0.98	10.49	V
									V
									V
									V
									V

Remark: Spurious emissions within 30-1000MHz were found more than 20dB below limit line.



LTE Band 2 / 5MHz / QPSK									
Channel	Frequency (MHz)	EIRP (dBm)	Limit (dBm)	Over Limit (dB)	SPA Reading (dBm)	S.G. Power (dBm)	TX Cable loss (dB)	TX Antenna Gain (dBi)	Polarization (H/V)
Lowest	3700	-57.23	-13	-44.23	-76.11	-68.98	0.63	12.38	H
	5548	-54.36	-13	-41.36	-75.31	-65.70	0.81	12.15	H
	7401	-51.90	-13	-38.90	-76.02	-61.03	0.99	10.12	H
									H
									H
									H
									H
	3700	-56.77	-13	-43.77	-76.35	-68.52	0.63	12.38	V
	5548	-53.85	-13	-40.85	-75.46	-65.19	0.81	12.15	V
	7401	-52.27	-13	-39.27	-76.4	-61.40	0.99	10.12	V
									V
									V
									V
									V
Middle	3755	-56.83	-13	-43.83	-75.76	-68.54	0.64	12.35	H
	5632	-54.55	-13	-41.55	-75.35	-65.95	0.83	12.23	H
	7511	-51.93	-13	-38.93	-76.09	-60.89	0.99	9.95	H
									H
									H
									H
									H
	3755	-56.09	-13	-43.09	-75.8	-67.80	0.64	12.35	V
	5632	-53.35	-13	-40.35	-75	-64.75	0.83	12.23	V
	7511	-52.00	-13	-39.00	-76.21	-60.96	0.99	9.95	V
									V
									V
									V
									V
								V	



Highest	3810	-55.89	-13	-42.89	-74.86	-67.56	0.64	12.31	H
	5716	-52.56	-13	-39.56	-73.41	-64.05	0.82	12.32	H
	7621	-51.80	-13	-38.80	-76.25	-61.28	0.98	10.46	H
									H
									H
									H
									H
	3810	-56.30	-13	-43.30	-76.13	-67.97	0.64	12.31	V
	5716	-51.02	-13	-38.02	-72.92	-62.51	0.82	12.32	V
	7621	-51.83	-13	-38.83	-76.12	-61.31	0.98	10.46	V
									V
									V
									V
									V

Remark: Spurious emissions within 30-1000MHz were found more than 20dB below limit line.



LTE Band 2 / 10MHz / QPSK									
Channel	Frequency (MHz)	EIRP (dBm)	Limit (dBm)	Over Limit (dB)	SPA Reading (dBm)	S.G. Power (dBm)	TX Cable loss (dB)	TX Antenna Gain (dBi)	Polarization (H/V)
Lowest	3701	-57.66	-13	-44.66	-76.54	-69.41	0.63	12.38	H
	5551	-56.40	-13	-43.40	-77.35	-67.74	0.81	12.15	H
	7402	-52.22	-13	-39.22	-76.34	-61.35	0.99	10.12	H
									H
									H
									H
									H
	3701	-56.56	-13	-43.56	-76.14	-68.31	0.63	12.38	V
	5551	-52.65	-13	-39.65	-74.27	-63.99	0.81	12.15	V
	7402	-52.27	-13	-39.27	-76.39	-61.40	0.99	10.12	V
									V
									V
									V
									V
Middle	3749	-55.81	-13	-42.81	-74.74	-67.52	0.64	12.35	H
	5626	-55.17	-13	-42.17	-75.99	-66.56	0.83	12.23	H
	7501	-52.20	-13	-39.20	-76.33	-61.11	0.99	9.90	H
									H
									H
									H
									H
	3749	-56.52	-13	-43.52	-76.23	-68.23	0.64	12.35	V
	5626	-52.43	-13	-39.43	-74.1	-63.82	0.83	12.23	V
	7501	-52.30	-13	-39.30	-76.52	-61.21	0.99	9.90	V
									V
									V
									V
									V



Highest	3801	-55.81	-13	-42.81	-74.78	-67.49	0.64	12.32	H
	5702	-52.70	-13	-39.70	-73.58	-64.18	0.83	12.30	H
	7602	-52.08	-13	-39.08	-76.46	-61.47	0.98	10.37	H
									H
									H
									H
									H
	3801	-56.59	-13	-43.59	-76.42	-68.27	0.64	12.32	V
	5702	-51.09	-13	-38.09	-73.02	-62.57	0.83	12.30	V
	7602	-52.04	-13	-39.04	-76.25	-61.43	0.98	10.37	V
									V
									V
									V
									V

Remark: Spurious emissions within 30-1000MHz were found more than 20dB below limit line.



LTE Band 2 / 15MHz / QPSK									
Channel	Frequency (MHz)	EIRP (dBm)	Limit (dBm)	Over Limit (dB)	SPA Reading (dBm)	S.G. Power (dBm)	TX Cable loss (dB)	TX Antenna Gain (dBi)	Polarization (H/V)
Lowest	3700	-55.68	-13	-42.68	-74.56	-67.43	0.63	12.38	H
	5552	-55.08	-13	-42.08	-76.02	-66.42	0.81	12.15	H
	7403	-52.35	-13	-39.35	-76.48	-61.47	0.99	10.11	H
									H
									H
									H
									H
	3700	-56.27	-13	-43.27	-75.85	-68.02	0.63	12.38	V
	5552	-52.89	-13	-39.89	-74.5	-64.23	0.81	12.15	V
	7403	-52.14	-13	-39.14	-76.27	-61.26	0.99	10.11	V
									V
									V
									V
									V
Middle	3749	-55.70	-13	-42.70	-74.63	-67.41	0.64	12.35	H
	5618	-54.28	-13	-41.28	-75.1	-65.66	0.84	12.22	H
	7493	-52.00	-13	-39.00	-76.13	-60.92	0.99	9.92	H
									H
									H
									H
									H
	3749	-56.22	-13	-43.22	-75.93	-67.93	0.64	12.35	V
	5618	-53.21	-13	-40.21	-74.88	-64.59	0.84	12.22	V
	7493	-52.00	-13	-39.00	-76.22	-60.92	0.99	9.92	V
									V
									V
									V
									V



Highest	3791	-55.83	-13	-42.83	-74.76	-67.51	0.64	12.33	H
	5688	-53.71	-13	-40.71	-74.57	-65.17	0.83	12.29	H
	7583	-51.82	-13	-38.82	-76.16	-61.12	0.98	10.28	H
									H
									H
									H
									H
	3791	-56.20	-13	-43.20	-75.97	-67.88	0.64	12.33	V
	5688	-52.90	-13	-39.90	-74.77	-64.36	0.83	12.29	V
	7583	-51.98	-13	-38.98	-76.19	-61.28	0.98	10.28	V
									V
									V
									V
									V

Remark: Spurious emissions within 30-1000MHz were found more than 20dB below limit line.



LTE Band 2 / 20MHz / QPSK									
Channel	Frequency (MHz)	EIRP (dBm)	Limit (dBm)	Over Limit (dB)	SPA Reading (dBm)	S.G. Power (dBm)	TX Cable loss (dB)	TX Antenna Gain (dBi)	Polarization (H/V)
Lowest	3702	-56.95	-13	-43.95	-75.83	-68.70	0.63	12.38	H
	5553	-53.02	-13	-40.02	-73.96	-64.36	0.81	12.15	H
	7404	-52.27	-13	-39.27	-76.4	-61.39	0.99	10.11	H
									H
									H
									H
									H
	3702	-56.41	-13	-43.41	-75.99	-68.16	0.63	12.38	V
	5553	-52.76	-13	-39.76	-74.37	-64.10	0.81	12.15	V
	7404	-51.87	-13	-38.87	-76	-60.99	0.99	10.11	V
									V
									V
									V
									V
Middle	3742	-55.73	-13	-42.73	-74.65	-67.45	0.64	12.35	H
	5613	-54.77	-13	-41.77	-75.57	-66.15	0.84	12.21	H
	7484	-51.61	-13	-38.61	-75.74	-60.55	0.99	9.94	H
									H
									H
									H
									H
	3742	-55.74	-13	-42.74	-75.4	-67.46	0.64	12.35	V
	5613	-52.84	-13	-39.84	-74.45	-64.22	0.84	12.21	V
	7484	-51.88	-13	-38.88	-76.08	-60.82	0.99	9.94	V
									V
									V
									V
									V



Highest	3784	-55.64	-13	-42.64	-74.59	-67.33	0.64	12.33	H
	5674	-53.02	-13	-40.02	-73.87	-64.47	0.83	12.27	H
	7564	-51.84	-13	-38.84	-76.13	-61.05	0.98	10.19	H
									H
									H
									H
									H
	3784	-55.98	-13	-42.98	-75.77	-67.67	0.64	12.33	V
	5674	-52.00	-13	-39.00	-73.82	-63.45	0.83	12.27	V
	7564	-51.91	-13	-38.91	-76.12	-61.12	0.98	10.19	V
									V
									V
									V
									V

Remark: Spurious emissions within 30-1000MHz were found more than 20dB below limit line.



LTE Band 5

LTE Band 5 / 1.4MHz / QPSK									
Channel	Frequency (MHz)	EIRP (dBm)	Limit (dBm)	Over Limit (dB)	SPA Reading (dBm)	S.G. Power (dBm)	TX Cable loss (dB)	TX Antenna Gain (dBi)	Polarization (H/V)
Lowest	1648	-63.59	-13	-50.59	-74.24	-69.87	0.41	8.83	H
	2472	-59.68	-13	-46.68	-74.73	-67.79	0.51	10.76	H
	3296	-59.60	-13	-46.60	-75.85	-68.63	0.59	11.77	H
									H
									H
									H
									H
	1648	-63.14	-13	-50.14	-73.78	-69.42	0.41	8.83	V
	2472	-61.05	-13	-48.05	-75.52	-69.16	0.51	10.76	V
	3296	-59.33	-13	-46.33	-76.01	-68.36	0.59	11.77	V
									V
									V
									V
									V
Middle	1672	-63.66	-13	-50.66	-74.43	-70.02	0.41	8.92	H
	2507	-60.41	-13	-47.41	-75.44	-68.55	0.51	10.80	H
	3344	-59.98	-13	-46.98	-76.15	-69.17	0.60	11.94	H
									H
									H
									H
									H
	1672	-63.03	-13	-50.03	-73.77	-69.39	0.41	8.92	V
	2507	-61.16	-13	-48.16	-75.52	-69.30	0.51	10.80	V
	3344	-59.29	-13	-46.29	-75.87	-68.48	0.60	11.94	V
									V
									V
									V
									V



Highest	1696	-63.55	-13	-50.55	-74.38	-69.99	0.41	9.01	H
	2543	-60.53	-13	-47.53	-75.55	-68.66	0.51	10.79	H
	3390	-59.86	-13	-46.86	-75.95	-69.21	0.60	12.10	H
									H
									H
									H
									H
	1695	-63.58	-13	-50.58	-74.45	-70.02	0.41	9.00	V
	2543	-61.39	-13	-48.39	-75.79	-69.52	0.51	10.79	V
	3392	-59.45	-13	-46.45	-75.94	-68.81	0.60	12.11	V
									V
									V
									V
									V

Remark: Spurious emissions within 30-1000MHz were found more than 20dB below limit line.



LTE Band 5 / 3MHz / QPSK									
Channel	Frequency (MHz)	ERP (dBm)	Limit (dBm)	Over Limit (dB)	SPA Reading (dBm)	S.G. Power (dBm)	TX Cable loss (dB)	TX Antenna Gain (dBi)	Polarization (H/V)
Lowest	1648	-63.27	-13	-50.27	-73.92	-69.55	0.41	8.83	H
	2472	-59.69	-13	-46.69	-74.74	-67.80	0.51	10.76	H
	3296	-59.53	-13	-46.53	-75.78	-68.56	0.59	11.77	H
									H
									H
									H
									H
	1648	-63.42	-13	-50.42	-74.06	-69.70	0.41	8.83	V
	2472	-60.82	-13	-47.82	-75.29	-68.93	0.51	10.76	V
	3296	-59.13	-13	-46.13	-75.81	-68.16	0.59	11.77	V
									V
									V
									V
									V
Middle	1672	-63.73	-13	-50.73	-74.5	-70.09	0.41	8.92	H
	2505	-60.40	-13	-47.40	-75.43	-68.54	0.51	10.80	H
	3340	-59.83	-13	-46.83	-76.03	-69.01	0.60	11.92	H
									H
									H
									H
									H
	1672	-63.17	-13	-50.17	-73.96	-69.53	0.41	8.92	V
	2505	-61.26	-13	-48.26	-75.62	-69.40	0.51	10.80	V
	3340	-59.38	-13	-46.38	-76	-68.56	0.60	11.92	V
									V
									V
									V
									V



Highest	1696	-61.34	-13	-48.34	-72.17	-67.78	0.41	9.01	H
	2538	-56.26	-13	-43.26	-71.3	-64.39	0.51	10.79	H
	3384	-60.19	-13	-47.19	-76.31	-69.52	0.60	12.08	H
									H
									H
									H
									H
	1696	-63.41	-13	-50.41	-74.28	-69.85	0.41	9.01	V
	2538	-59.26	-13	-46.26	-73.65	-67.39	0.51	10.79	V
	3384	-59.73	-13	-46.73	-76.25	-69.06	0.60	12.08	V
									V
									V
									V
									V

Remark: Spurious emissions within 30-1000MHz were found more than 20dB below limit line.



LTE Band 5 / 5MHz / QPSK									
Channel	Frequency (MHz)	ERP (dBm)	Limit (dBm)	Over Limit (dB)	SPA Reading (dBm)	S.G. Power (dBm)	TX Cable loss (dB)	TX Antenna Gain (dBi)	Polarization (H/V)
Lowest	1648	-63.45	-13	-50.45	-74.1	-69.73	0.41	8.83	H
	2472	-60.74	-13	-47.74	-75.79	-68.85	0.51	10.76	H
	3297	-59.84	-13	-46.84	-76.09	-68.87	0.59	11.77	H
									H
									H
									H
									H
	1648	-62.83	-13	-49.83	-73.47	-69.11	0.41	8.83	V
	2472	-61.30	-13	-48.30	-75.77	-69.41	0.51	10.76	V
	3296	-59.50	-13	-46.50	-76.18	-68.53	0.59	11.77	V
									V
									V
									V
									V
Middle	1668	-63.67	-13	-50.67	-74.4	-70.02	0.41	8.90	H
	2502	-60.44	-13	-47.44	-75.48	-68.58	0.51	10.80	H
	3337	-59.96	-13	-46.96	-76.16	-69.13	0.60	11.91	H
									H
									H
									H
									H
	1668	-63.34	-13	-50.34	-74.08	-69.69	0.41	8.90	V
	2502	-61.00	-13	-48.00	-75.35	-69.14	0.51	10.80	V
	3337	-59.37	-13	-46.37	-75.99	-68.54	0.60	11.91	V
									V
									V
									V
									V



Highest	1688	-63.64	-13	-50.64	-74.44	-70.06	0.41	8.98	H
	2532	-60.38	-13	-47.38	-75.42	-68.51	0.51	10.79	H
	3377	-59.99	-13	-46.99	-76.11	-69.30	0.60	12.06	H
									H
									H
									H
									H
	1688	-63.86	-13	-50.86	-74.68	-70.28	0.41	8.98	V
	2532	-60.86	-13	-47.86	-75.25	-68.99	0.51	10.79	V
	3377	-59.67	-13	-46.67	-76.19	-68.97	0.60	12.06	V
									V
									V
									V
									V

Remark: Spurious emissions within 30-1000MHz were found more than 20dB below limit line.



LTE Band 5 / 10MHz / QPSK									
Channel	Frequency (MHz)	ERP (dBm)	Limit (dBm)	Over Limit (dB)	SPA Reading (dBm)	S.G. Power (dBm)	TX Cable loss (dB)	TX Antenna Gain (dBi)	Polarization (H/V)
Lowest	1648	-63.93	-13	-50.93	-74.58	-70.21	0.41	8.83	H
	2473	-60.71	-13	-47.71	-75.76	-68.82	0.51	10.76	H
	3298	-59.96	-13	-46.96	-76.21	-68.99	0.59	11.77	H
									H
									H
									H
									H
	1648	-62.68	-13	-49.68	-73.32	-68.96	0.41	8.83	V
	2473	-61.44	-13	-48.44	-75.91	-69.55	0.51	10.76	V
	3298	-59.47	-13	-46.47	-76.15	-68.50	0.59	11.77	V
									V
									V
									V
									V
Middle	1664	-63.88	-13	-50.88	-74.61	-70.21	0.41	8.89	H
	2496	-60.57	-13	-47.57	-75.61	-68.71	0.51	10.79	H
	3328	-59.50	-13	-46.50	-75.69	-68.64	0.59	11.88	H
									H
									H
									H
									H
	1664	-63.43	-13	-50.43	-74.17	-69.76	0.41	8.89	V
	2496	-61.37	-13	-48.37	-75.72	-69.51	0.51	10.79	V
	3328	-59.26	-13	-46.26	-75.87	-68.40	0.59	11.88	V
									V
									V
									V
									V



Highest	1680	-63.51	-13	-50.51	-74.31	-69.90	0.41	8.95	H
	2518	-60.89	-13	-47.89	-75.93	-69.03	0.51	10.80	H
	3358	-59.61	-13	-46.61	-75.75	-68.85	0.60	11.99	H
									H
									H
									H
									H
	1680	-63.13	-13	-50.13	-73.95	-69.52	0.41	8.95	V
	2520	-61.55	-13	-48.55	-75.92	-69.69	0.51	10.80	V
	3358	-59.54	-13	-46.54	-76.09	-68.78	0.60	11.99	V
									V
									V
									V
									V

Remark: Spurious emissions within 30-1000MHz were found more than 20dB below limit line.



LTE Band 7

LTE Band 7 / 5MHz / QPSK									
Channel	Frequency (MHz)	ERP (dBm)	Limit (dBm)	Over Limit (dB)	SPA Reading (dBm)	S.G. Power (dBm)	TX Cable loss (dB)	TX Antenna Gain (dBi)	Polarization (H/V)
Lowest	4998	-57.04	-25	-32.04	-77.81	-68.25	0.79	12.00	H
	7500	-52.17	-25	-27.17	-76.3	-61.08	0.99	9.90	H
	9999	-46.60	-25	-21.60	-75.55	-57.26	1.14	11.80	H
									H
									H
									H
									H
	4998	-55.81	-25	-30.81	-77.71	-67.02	0.79	12.00	V
	7500	-52.25	-25	-27.25	-76.47	-61.16	0.99	9.90	V
	9999	-47.97	-25	-22.97	-76.07	-58.63	1.14	11.80	V
									V
									V
									V
									V
Middle	5064	-57.32	-25	-32.32	-78.08	-68.55	0.79	12.01	H
	7598	-52.04	-25	-27.04	-76.42	-61.41	0.98	10.35	H
	10134	-46.20	-25	-21.20	-75.35	-56.92	1.16	11.88	H
									H
									H
									H
									H
	5064	-56.42	-25	-31.42	-78.09	-67.65	0.79	12.01	V
	7598	-52.44	-25	-27.44	-76.65	-61.81	0.98	10.35	V
	10134	-47.11	-25	-22.11	-75.57	-57.83	1.16	11.88	V
									V
									V
									V
									V



Highest	5130	-57.28	-25	-32.28	-78.03	-68.53	0.77	12.03	H
	7695	-51.86	-25	-26.86	-76.62	-61.68	0.98	10.80	H
	10260	-46.76	-25	-21.76	-76.2	-57.55	1.16	11.96	H
									H
									H
									H
									H
	5130	-56.57	-25	-31.57	-78.01	-67.82	0.77	12.03	V
	7695	-51.77	-25	-26.77	-76.45	-61.59	0.98	10.80	V
	10260	-47.05	-25	-22.05	-75.96	-57.84	1.16	11.96	V
									V
									V
									V
									V

Remark: Spurious emissions within 30-1000MHz were found more than 20dB below limit line.



LTE Band 7 / 10MHz / QPSK									
Channel	Frequency (MHz)	EIRP (dBm)	Limit (dBm)	Over Limit (dB)	SPA Reading (dBm)	S.G. Power (dBm)	TX Cable loss (dB)	TX Antenna Gain (dBi)	Polarization (H/V)
Lowest	5004	-56.81	-25	-31.81	-77.58	-68.02	0.79	12.00	H
	7501	-52.44	-25	-27.44	-76.57	-61.35	0.99	9.90	H
	9999	-46.70	-25	-21.70	-75.65	-57.36	1.14	11.80	H
									H
									H
									H
									H
	5004	-56.15	-25	-31.15	-78.05	-67.36	0.79	12.00	V
	7501	-52.23	-25	-27.23	-76.45	-61.14	0.99	9.90	V
	9999	-47.39	-25	-22.39	-75.49	-58.05	1.14	11.80	V
									V
									V
									V
									V
Middle	5064	-57.26	-25	-32.26	-78.02	-68.49	0.79	12.01	H
	7591	-51.83	-25	-26.83	-76.2	-61.17	0.98	10.32	H
	10125	-46.26	-25	-21.26	-75.41	-56.97	1.16	11.88	H
									H
									H
									H
									H
	5064	-56.21	-25	-31.21	-77.88	-67.44	0.79	12.01	V
	7591	-52.13	-25	-27.13	-76.33	-61.47	0.98	10.32	V
	10125	-46.99	-25	-21.99	-75.45	-57.70	1.16	11.88	V
									V
									V
									V
									V



Highest	5124	-56.92	-25	-31.92	-77.67	-68.17	0.78	12.02	H
	7681	-51.59	-25	-26.59	-76.28	-61.34	0.98	10.73	H
	10242	-46.41	-25	-21.41	-75.82	-57.19	1.16	11.95	H
									H
									H
									H
									H
	5124	-56.16	-25	-31.16	-77.6	-67.41	0.78	12.02	V
	7681	-51.88	-25	-26.88	-76.48	-61.63	0.98	10.73	V
	10242	-46.90	-25	-21.90	-75.75	-57.68	1.16	11.95	V
									V
									V
									V
									V

Remark: Spurious emissions within 30-1000MHz were found more than 20dB below limit line.



LTE Band 7 / 15MHz / QPSK									
Channel	Frequency (MHz)	EIRP (dBm)	Limit (dBm)	Over Limit (dB)	SPA Reading (dBm)	S.G. Power (dBm)	TX Cable loss (dB)	TX Antenna Gain (dBi)	Polarization (H/V)
Lowest	5001	-57.36	-25	-32.36	-78.13	-68.57	0.79	12.00	H
	7502	-52.44	-25	-27.44	-76.57	-61.36	0.99	9.91	H
	9999	-46.76	-25	-21.76	-75.71	-57.42	1.14	11.80	H
									H
									H
									H
									H
	5001	-56.34	-25	-31.34	-78.24	-67.55	0.79	12.00	V
	7502	-52.41	-25	-27.41	-76.63	-61.33	0.99	9.91	V
	9999	-47.86	-25	-22.86	-75.96	-58.52	1.14	11.80	V
									V
									V
									V
									V
Middle	5058	-57.06	-25	-32.06	-77.82	-68.29	0.79	12.01	H
	7584	-52.15	-25	-27.15	-76.49	-61.45	0.98	10.29	H
	10116	-46.31	-25	-21.31	-75.44	-57.01	1.16	11.87	H
									H
									H
									H
									H
	5058	-56.28	-25	-31.28	-77.95	-67.51	0.79	12.01	V
	7584	-52.06	-25	-27.06	-76.27	-61.36	0.98	10.29	V
	10116	-47.49	-25	-22.49	-75.91	-58.19	1.16	11.87	V
									V
									V
									V
									V



Highest	5112	-57.17	-25	-32.17	-77.93	-68.41	0.78	12.02	H
	7667	-51.99	-25	-26.99	-76.62	-61.68	0.98	10.67	H
	10224	-46.47	-25	-21.47	-75.83	-57.24	1.16	11.93	H
									H
									H
									H
									H
	5112	-56.11	-25	-31.11	-77.61	-67.35	0.78	12.02	V
	7667	-52.17	-25	-27.17	-76.7	-61.86	0.98	10.67	V
	10224	-47.18	-25	-22.18	-75.96	-57.95	1.16	11.93	V
									V
									V
									V
									V

Remark: Spurious emissions within 30-1000MHz were found more than 20dB below limit line.



LTE Band 7 / 20MHz / QPSK									
Channel	Frequency (MHz)	EIRP (dBm)	Limit (dBm)	Over Limit (dB)	SPA Reading (dBm)	S.G. Power (dBm)	TX Cable loss (dB)	TX Antenna Gain (dBi)	Polarization (H/V)
Lowest	5004	-57.15	-25	-32.15	-77.92	-68.36	0.79	12.00	H
	7503	-52.44	-25	-27.44	-76.6	-61.36	0.99	9.91	H
	10008	-46.70	-25	-21.70	-75.69	-57.34	1.17	11.80	H
									H
									H
									H
									H
	5004	-56.30	-25	-31.30	-78.2	-67.51	0.79	12.00	V
	7503	-52.33	-25	-27.33	-76.55	-61.25	0.99	9.91	V
	10008	-47.75	-25	-22.75	-75.91	-58.39	1.17	11.80	V
									V
									V
									V
									V
Middle	5052	-57.22	-25	-32.22	-77.99	-68.44	0.79	12.01	H
	7578	-51.59	-25	-26.59	-75.92	-60.87	0.98	10.26	H
	10107	-46.49	-25	-21.49	-75.62	-57.19	1.17	11.86	H
									H
									H
									H
									H
	5052	-56.32	-25	-31.32	-78.5	-67.54	0.79	12.01	V
	7578	-52.25	-25	-27.25	-76.45	-61.53	0.98	10.26	V
	10107	-47.21	-25	-22.21	-75.63	-57.91	1.17	11.86	V
									V
									V
									V
									V



Highest	5100	-56.99	-25	-31.99	-77.75	-68.23	0.78	12.02	H
	7653	-52.04	-25	-27.04	-76.61	-61.66	0.98	10.60	H
	10204	-46.42	-25	-21.42	-75.71	-57.18	1.16	11.92	H
									H
									H
									H
									H
	5100	-56.38	-25	-31.38	-77.94	-67.62	0.78	12.02	V
	7653	-52.20	-25	-27.20	-76.73	-61.82	0.98	10.60	V
	10204	-47.13	-25	-22.13	-75.83	-57.89	1.16	11.92	V
									V
									V
									V
									V

Remark: Spurious emissions within 30-1000MHz were found more than 20dB below limit line.



LTE Band 12

LTE Band 12 / 1.4MHz / QPSK									
Channel	Frequency (MHz)	ERP (dBm)	Limit (dBm)	Over Limit (dB)	SPA Reading (dBm)	S.G. Power (dBm)	TX Cable loss (dB)	TX Antenna Gain (dBi)	Polarization (H/V)
Lowest	1400	-62.00	-13.00	-49.00	-73.71	-67.37	0.36	7.88	H
	2096	-60.35	-13.00	-47.35	-74.97	-67.98	0.46	10.23	H
	2800	-59.81	-13.00	-46.81	-75.21	-67.87	0.53	10.74	H
									H
									H
									H
									H
	1400	-62.15	-13.00	-49.15	-73.60	-67.52	0.36	7.88	V
	2096	-60.38	-13.00	-47.38	-74.80	-68.01	0.46	10.23	V
	2800	-59.95	-13.00	-46.95	-75.32	-68.01	0.53	10.74	V
									V
									V
									V
									V
Middle	1416	-61.69	-13.00	-48.69	-73.40	-67.12	0.37	7.95	H
	2120	-60.18	-13.00	-47.18	-75.29	-67.84	0.46	10.27	H
	2824	-59.89	-13.00	-46.89	-75.33	-67.94	0.53	10.74	H
									H
									H
									H
									H
	1416	-62.20	-13.00	-49.20	-73.65	-67.63	0.37	7.95	V
	2120	-60.06	-13.00	-47.06	-74.98	-67.72	0.46	10.27	V
	2824	-59.95	-13.00	-46.95	-75.33	-68.00	0.53	10.74	V
									V
									V
									V
									V



Highest	1432	-62.20	-13.00	-49.20	-73.84	-67.69	0.37	8.01	H
	2144	-59.29	-13.00	-46.29	-74.66	-66.98	0.46	10.30	H
	2856	-59.59	-13.00	-46.59	-75.11	-67.63	0.54	10.73	H
									H
									H
									H
									H
	1432	-62.45	-13.00	-49.45	-73.79	-67.94	0.37	8.01	V
	2144	-59.56	-13.00	-46.56	-74.75	-67.25	0.46	10.30	V
	2856	-59.67	-13.00	-46.67	-75.06	-67.71	0.54	10.73	V
									V
									V
									V
									V

Remark: Spurious emissions within 30-1000MHz were found more than 20dB below limit line.



LTE Band 12 / 3MHz / QPSK									
Channel	Frequency (MHz)	ERP (dBm)	Limit (dBm)	Over Limit (dB)	SPA Reading (dBm)	S.G. Power (dBm)	TX Cable loss (dB)	TX Antenna Gain (dBi)	Polarization (H/V)
Lowest	1400	-62.08	-13.00	-49.08	-73.79	-67.45	0.36	7.88	H
	2096	-60.43	-13.00	-47.43	-75.05	-68.06	0.46	10.23	H
	2800	-59.71	-13.00	-46.71	-75.11	-67.77	0.53	10.74	H
									H
									H
									H
									H
	1400	-62.11	-13.00	-49.11	-73.56	-67.48	0.36	7.88	V
	2096	-60.41	-13.00	-47.41	-74.83	-68.04	0.46	10.23	V
	2800	-59.87	-13.00	-46.87	-75.24	-67.93	0.53	10.74	V
									V
									V
									V
									V
Middle	1416	-61.88	-13.00	-48.88	-73.59	-67.31	0.37	7.95	H
	2120	-60.06	-13.00	-47.06	-75.17	-67.72	0.46	10.27	H
	2824	-59.86	-13.00	-46.86	-75.30	-67.91	0.53	10.74	H
									H
									H
									H
									H
	1416	-62.23	-13.00	-49.23	-73.68	-67.66	0.37	7.95	V
	2120	-59.84	-13.00	-46.84	-74.76	-67.50	0.46	10.27	V
	2824	-59.86	-13.00	-46.86	-75.24	-67.91	0.53	10.74	V
									V
									V
									V
									V



Highest	1424	-62.15	-13.00	-49.15	-73.79	-67.61	0.37	7.98	H
	2136	-59.70	-13.00	-46.70	-75.07	-67.38	0.46	10.29	H
	2856	-59.39	-13.00	-46.39	-74.91	-67.43	0.54	10.73	H
									H
									H
									H
									H
	1424	-62.40	-13.00	-49.40	-73.74	-67.86	0.37	7.98	V
	2136	-59.82	-13.00	-46.82	-75.01	-67.50	0.46	10.29	V
	2856	-59.72	-13.00	-46.72	-75.11	-67.76	0.54	10.73	V
									V
									V
									V
									V

Remark: Spurious emissions within 30-1000MHz were found more than 20dB below limit line.



LTE Band 12 / 5MHz / QPSK									
Channel	Frequency (MHz)	ERP (dBm)	Limit (dBm)	Over Limit (dB)	SPA Reading (dBm)	S.G. Power (dBm)	TX Cable loss (dB)	TX Antenna Gain (dBi)	Polarization (H/V)
Lowest	1400	-61.76	-13.00	-48.76	-73.47	-67.13	0.36	7.88	H
	2096	-60.24	-13.00	-47.24	-74.86	-67.87	0.46	10.23	H
	2800	-59.53	-13.00	-46.53	-74.93	-67.59	0.53	10.74	H
									H
									H
									H
									H
	1400	-62.07	-13.00	-49.07	-73.52	-67.44	0.36	7.88	V
	2096	-60.32	-13.00	-47.32	-74.74	-67.95	0.46	10.23	V
	2800	-59.92	-13.00	-46.92	-75.29	-67.98	0.53	10.74	V
									V
									V
									V
									V
Middle	1408	-61.82	-13.00	-48.82	-73.53	-67.22	0.36	7.91	H
	2112	-59.93	-13.00	-46.93	-74.79	-67.58	0.46	10.26	H
	2824	-59.70	-13.00	-46.70	-75.14	-67.75	0.53	10.74	H
									H
									H
									H
									H
	1408	-62.22	-13.00	-49.22	-73.67	-67.62	0.36	7.91	V
	2112	-60.23	-13.00	-47.23	-74.90	-67.88	0.46	10.26	V
	2824	-60.02	-13.00	-47.02	-75.40	-68.07	0.53	10.74	V
									V
									V
									V
									V



Highest	1424	-61.94	-13.00	-48.94	-73.58	-67.40	0.37	7.98	H
	2136	-59.69	-13.00	-46.69	-75.06	-67.37	0.46	10.29	H
	2848	-59.55	-13.00	-46.55	-75.07	-67.59	0.54	10.73	H
									H
									H
									H
									H
	1424	-62.38	-13.00	-49.38	-73.72	-67.84	0.37	7.98	V
	2136	-59.89	-13.00	-46.89	-75.08	-67.57	0.46	10.29	V
	2848	-59.83	-13.00	-46.83	-75.22	-67.87	0.54	10.73	V
									V
									V
									V
									V

Remark: Spurious emissions within 30-1000MHz were found more than 20dB below limit line.



LTE Band 12 / 10MHz / QPSK									
Channel	Frequency (MHz)	ERP (dBm)	Limit (dBm)	Over Limit (dB)	SPA Reading (dBm)	S.G. Power (dBm)	TX Cable loss (dB)	TX Antenna Gain (dBi)	Polarization (H/V)
Lowest	1400	-61.75	-13.00	-48.75	-73.46	-67.12	0.36	7.88	H
	2096	-60.30	-13.00	-47.30	-74.92	-67.93	0.46	10.23	H
	2800	-59.44	-13.00	-46.44	-74.84	-67.50	0.53	10.74	H
									H
									H
									H
									H
	1400	-62.35	-13.00	-49.35	-73.80	-67.72	0.36	7.88	V
	2096	-60.44	-13.00	-47.44	-74.86	-68.07	0.46	10.23	V
	2800	-59.83	-13.00	-46.83	-75.20	-67.89	0.53	10.74	V
									V
									V
									V
									V
Middle	1408	-61.95	-13.00	-48.95	-73.66	-67.35	0.36	7.91	H
	2112	-59.88	-13.00	-46.88	-74.74	-67.53	0.46	10.26	H
	2808	-59.76	-13.00	-46.76	-75.16	-67.82	0.53	10.74	H
									H
									H
									H
									H
	1408	-61.96	-13.00	-48.96	-73.41	-67.36	0.36	7.91	V
	2112	-60.13	-13.00	-47.13	-74.80	-67.78	0.46	10.26	V
	2808	-59.80	-13.00	-46.80	-75.17	-67.86	0.53	10.74	V
									V
									V
									V
									V
								V	



Highest	1416	-62.14	-13.00	-49.14	-73.85	-67.57	0.37	7.95	H
	2120	-60.02	-13.00	-47.02	-75.13	-67.68	0.46	10.27	H
	2824	-59.55	-13.00	-46.55	-74.99	-67.60	0.53	10.74	H
									H
									H
									H
									H
	1416	-62.09	-13.00	-49.09	-73.54	-67.52	0.37	7.95	V
	2120	-59.96	-13.00	-46.96	-74.88	-67.62	0.46	10.27	V
	2824	-59.78	-13.00	-46.78	-75.16	-67.83	0.53	10.74	V
									V
									V
									V
									V

Remark: Spurious emissions within 30-1000MHz were found more than 20dB below limit line.



IC LTE Band 12 / 1.4MHz / QPSK									
Channel	Frequency (MHz)	EIRP (dBm)	Limit (dBm)	Over Limit (dB)	SPA Reading (dBm)	S.G. Power (dBm)	TX Cable loss (dB)	TX Antenna Gain (dBi)	Polarization (H/V)
Lowest	1400	-59.85	-13.00	-46.85	-73.71	-67.37	0.36	7.88	H
	2096	-58.20	-13.00	-45.20	-74.97	-67.98	0.46	10.23	H
	2800	-57.66	-13.00	-44.66	-75.21	-67.87	0.53	10.74	H
									H
									H
									H
									H
	1400	-60.00	-13.00	-47.00	-73.60	-67.52	0.36	7.88	V
	2096	-58.23	-13.00	-45.23	-74.80	-68.01	0.46	10.23	V
	2800	-57.80	-13.00	-44.80	-75.32	-68.01	0.53	10.74	V
									V
									V
									V
									V
Middle	1416	-59.54	-13.00	-46.54	-73.40	-67.12	0.37	7.95	H
	2120	-58.03	-13.00	-45.03	-75.29	-67.84	0.46	10.27	H
	2824	-57.74	-13.00	-44.74	-75.33	-67.94	0.53	10.74	H
									H
									H
									H
									H
	1416	-60.05	-13.00	-47.05	-73.65	-67.63	0.37	7.95	V
	2120	-57.91	-13.00	-44.91	-74.98	-67.72	0.46	10.27	V
	2824	-57.80	-13.00	-44.80	-75.33	-68.00	0.53	10.74	V
									V
									V
									V
									V
								V	



Highest	1432	-60.05	-13.00	-47.05	-73.84	-67.69	0.37	8.01	H
	2144	-57.14	-13.00	-44.14	-74.66	-66.98	0.46	10.30	H
	2856	-57.44	-13.00	-44.44	-75.11	-67.63	0.54	10.73	H
									H
									H
									H
									H
	1432	-60.30	-13.00	-47.30	-73.79	-67.94	0.37	8.01	V
	2144	-57.41	-13.00	-44.41	-74.75	-67.25	0.46	10.30	V
	2856	-57.52	-13.00	-44.52	-75.06	-67.71	0.54	10.73	V
									V
									V
									V
									V

Remark: Spurious emissions within 30-1000MHz were found more than 20dB below limit line.



IC LTE Band 12 / 3MHz / QPSK									
Channel	Frequency (MHz)	EIRP (dBm)	Limit (dBm)	Over Limit (dB)	SPA Reading (dBm)	S.G. Power (dBm)	TX Cable loss (dB)	TX Antenna Gain (dBi)	Polarization (H/V)
Lowest	1400	-59.93	-13.00	-46.93	-73.79	-67.45	0.36	7.88	H
	2096	-58.28	-13.00	-45.28	-75.05	-68.06	0.46	10.23	H
	2800	-57.56	-13.00	-44.56	-75.11	-67.77	0.53	10.74	H
									H
									H
									H
									H
	1400	-59.96	-13.00	-46.96	-73.56	-67.48	0.36	7.88	V
	2096	-58.26	-13.00	-45.26	-74.83	-68.04	0.46	10.23	V
	2800	-57.72	-13.00	-44.72	-75.24	-67.93	0.53	10.74	V
									V
									V
									V
									V
Middle	1416	-59.73	-13.00	-46.73	-73.59	-67.31	0.37	7.95	H
	2120	-57.91	-13.00	-44.91	-75.17	-67.72	0.46	10.27	H
	2824	-57.71	-13.00	-44.71	-75.30	-67.91	0.53	10.74	H
									H
									H
									H
									H
	1416	-60.08	-13.00	-47.08	-73.68	-67.66	0.37	7.95	V
	2120	-57.69	-13.00	-44.69	-74.76	-67.50	0.46	10.27	V
	2824	-57.71	-13.00	-44.71	-75.24	-67.91	0.53	10.74	V
									V
									V
									V
									V



Highest	1424	-60.00	-13.00	-47.00	-73.79	-67.61	0.37	7.98	H
	2136	-57.55	-13.00	-44.55	-75.07	-67.38	0.46	10.29	H
	2856	-57.24	-13.00	-44.24	-74.91	-67.43	0.54	10.73	H
									H
									H
									H
									H
	1424	-60.25	-13.00	-47.25	-73.74	-67.86	0.37	7.98	V
	2136	-57.67	-13.00	-44.67	-75.01	-67.50	0.46	10.29	V
	2856	-57.57	-13.00	-44.57	-75.11	-67.76	0.54	10.73	V
									V
									V
									V
									V

Remark: Spurious emissions within 30-1000MHz were found more than 20dB below limit line.



IC LTE Band 12 / 5MHz / QPSK									
Channel	Frequency (MHz)	EIRP (dBm)	Limit (dBm)	Over Limit (dB)	SPA Reading (dBm)	S.G. Power (dBm)	TX Cable loss (dB)	TX Antenna Gain (dBi)	Polarization (H/V)
Lowest	1400	-59.61	-13.00	-46.61	-73.47	-67.13	0.36	7.88	H
	2096	-58.09	-13.00	-45.09	-74.86	-67.87	0.46	10.23	H
	2800	-57.38	-13.00	-44.38	-74.93	-67.59	0.53	10.74	H
									H
									H
									H
									H
	1400	-59.92	-13.00	-46.92	-73.52	-67.44	0.36	7.88	V
	2096	-58.17	-13.00	-45.17	-74.74	-67.95	0.46	10.23	V
	2800	-57.77	-13.00	-44.77	-75.29	-67.98	0.53	10.74	V
									V
									V
									V
									V
Middle	1408	-59.67	-13.00	-46.67	-73.53	-67.22	0.36	7.91	H
	2112	-57.78	-13.00	-44.78	-74.79	-67.58	0.46	10.26	H
	2824	-57.55	-13.00	-44.55	-75.14	-67.75	0.53	10.74	H
									H
									H
									H
									H
	1408	-60.07	-13.00	-47.07	-73.67	-67.62	0.36	7.91	V
	2112	-58.08	-13.00	-45.08	-74.90	-67.88	0.46	10.26	V
	2824	-57.87	-13.00	-44.87	-75.40	-68.07	0.53	10.74	V
									V
									V
									V
									V



Highest	1424	-59.79	-13.00	-46.79	-73.58	-67.40	0.37	7.98	H
	2136	-57.54	-13.00	-44.54	-75.06	-67.37	0.46	10.29	H
	2848	-57.40	-13.00	-44.40	-75.07	-67.59	0.54	10.73	H
									H
									H
									H
									H
	1424	-60.23	-13.00	-47.23	-73.72	-67.84	0.37	7.98	V
	2136	-57.74	-13.00	-44.74	-75.08	-67.57	0.46	10.29	V
	2848	-57.68	-13.00	-44.68	-75.22	-67.87	0.54	10.73	V
									V
									V
									V
									V

Remark: Spurious emissions within 30-1000MHz were found more than 20dB below limit line.



IC LTE Band 12 / 10MHz / QPSK									
Channel	Frequency (MHz)	EIRP (dBm)	Limit (dBm)	Over Limit (dB)	SPA Reading (dBm)	S.G. Power (dBm)	TX Cable loss (dB)	TX Antenna Gain (dBi)	Polarization (H/V)
Lowest	1400	-59.60	-13.00	-46.60	-73.46	-67.12	0.36	7.88	H
	2096	-58.15	-13.00	-45.15	-74.92	-67.93	0.46	10.23	H
	2800	-57.29	-13.00	-44.29	-74.84	-67.50	0.53	10.74	H
									H
									H
									H
									H
	1400	-60.20	-13.00	-47.20	-73.80	-67.72	0.36	7.88	V
	2096	-58.29	-13.00	-45.29	-74.86	-68.07	0.46	10.23	V
	2800	-57.68	-13.00	-44.68	-75.20	-67.89	0.53	10.74	V
									V
									V
									V
									V
Middle	1408	-59.80	-13.00	-46.80	-73.66	-67.35	0.36	7.91	H
	2112	-57.73	-13.00	-44.73	-74.74	-67.53	0.46	10.26	H
	2808	-57.61	-13.00	-44.61	-75.16	-67.82	0.53	10.74	H
									H
									H
									H
									H
	1408	-59.81	-13.00	-46.81	-73.41	-67.36	0.36	7.91	V
	2112	-57.98	-13.00	-44.98	-74.80	-67.78	0.46	10.26	V
	2808	-57.65	-13.00	-44.65	-75.17	-67.86	0.53	10.74	V
									V
									V
									V
									V
								V	



Highest	1416	-59.99	-13.00	-46.99	-73.85	-67.57	0.37	7.95	H
	2120	-57.87	-13.00	-44.87	-75.13	-67.68	0.46	10.27	H
	2824	-57.40	-13.00	-44.40	-74.99	-67.60	0.53	10.74	H
									H
									H
									H
									H
	1416	-59.94	-13.00	-46.94	-73.54	-67.52	0.37	7.95	V
	2120	-57.81	-13.00	-44.81	-74.88	-67.62	0.46	10.27	V
	2824	-57.63	-13.00	-44.63	-75.16	-67.83	0.53	10.74	V
									V
									V
									V
									V

Remark: Spurious emissions within 30-1000MHz were found more than 20dB below limit line.



LTE Band 13

LTE Band 13 / 5MHz / QPSK									
Channel	Frequency (MHz)	ERP (dBm)	Limit (dBm)	Over Limit (dB)	SPA Reading (dBm)	S.G. Power (dBm)	TX Cable loss (dB)	TX Antenna Gain (dBi)	Polarization (H/V)
Lowest	1560	-63.26	-42.15	-21.11	-73.98	-69.23	0.39	8.52	H
	2338	-59.88	-13	-46.88	-75.28	-67.81	0.49	10.57	H
	3118	-59.40	-13	-46.40	-75.62	-67.80	0.57	11.12	H
									H
									H
									H
									H
	1560	-63.49	-42.15	-21.34	-74.03	-69.46	0.39	8.52	V
	2338	-60.01	-13	-47.01	-75.35	-67.94	0.49	10.57	V
	3120	-59.17	-13	-46.17	-75.52	-67.58	0.57	11.13	V
									V
									V
									V
									V
Middle	1560	-63.20	-42.15	-21.05	-73.92	-69.17	0.39	8.52	H
	2346	-60.01	-13	-47.01	-75.42	-67.95	0.49	10.58	H
	3128	-59.28	-13	-46.28	-75.50	-67.72	0.57	11.16	H
									H
									H
									H
									H
	1560	-63.45	-42.15	-21.30	-73.99	-69.42	0.39	8.52	V
	2346	-59.72	-13	-46.72	-75.07	-67.66	0.49	10.58	V
	3128	-59.09	-13	-46.09	-75.44	-67.53	0.57	11.16	V
									V
									V
									V
									V



Highest	1568	-63.33	-42.15	-21.18	-74.05	-69.33	0.40	8.54	H
	2353	-59.97	-13	-46.97	-75.26	-67.92	0.49	10.59	H
	3138	-59.06	-13	-46.06	-75.32	-67.53	0.57	11.20	H
									H
									H
									H
									H
	1568	-63.35	-42.15	-21.20	-73.89	-69.35	0.40	8.54	V
	2353	-60.06	-13	-47.06	-75.29	-68.01	0.49	10.59	V
	3138	-59.12	-13	-46.12	-75.59	-67.59	0.57	11.20	V
									V
									V
									V
									V

Remark: Spurious emissions within 30-1000MHz were found more than 20dB below limit line.



LTE Band 13 / 10MHz / QPSK									
Channel	Frequency (MHz)	ERP (dBm)	Limit (dBm)	Over Limit (dB)	SPA Reading (dBm)	S.G. Power (dBm)	TX Cable loss (dB)	TX Antenna Gain (dBi)	Polarization (H/V)
Middle	1564	-63.24	-42.15	-21.09	-73.96	-69.23	0.39	8.53	H
	2346	-59.58	-13	-46.58	-74.99	-67.52	0.49	10.58	H
	3128	-59.19	-13	-46.19	-75.41	-67.63	0.57	11.16	H
									H
									H
									H
									H
	1564	-63.29	-42.15	-21.14	-73.83	-69.28	0.39	8.53	V
	2346	-60.00	-13	-47.00	-75.35	-67.94	0.49	10.58	V
	3128	-59.06	-13	-46.06	-75.41	-67.50	0.57	11.16	V
									V
									V
									V
									V

Remark: Spurious emissions within 30-1000MHz were found more than 20dB below limit line.



IC LTE Band 13 / 5MHz / QPSK / RB Size 1 Offset 0									
Channel	Frequency (MHz)	EIRP (dBm)	Limit (dBm)	Over Limit (dB)	SPA Reading (dBm)	S.G. Power (dBm)	TX Cable loss (dB)	TX Antenna Gain (dBi)	Polarization (H/V)
Lowest	1560	-61.11	-40.00	-21.11	-73.98	-69.23	0.39	8.52	H
	2338	-57.73	-13.00	-44.73	-75.28	-67.81	0.49	10.57	H
	3118	-57.25	-13.00	-44.25	-75.62	-67.80	0.57	11.12	H
									H
									H
									H
									H
	1560	-61.34	-40.00	-21.34	-74.03	-69.46	0.39	8.52	V
	2338	-57.86	-13.00	-44.86	-75.35	-67.94	0.49	10.57	V
	3120	-57.02	-13.00	-44.02	-75.52	-67.58	0.57	11.13	V
									V
									V
									V
									V
Middle	1560	-61.05	-40	-21.05	-73.92	-69.17	0.39	8.52	H
	2346	-57.86	-13	-44.86	-75.42	-67.95	0.49	10.58	H
	3128	-57.13	-13	-44.13	-75.50	-67.72	0.57	11.16	H
									H
									H
									H
									H
	1560	-61.30	-40	-21.30	-73.99	-69.42	0.39	8.52	V
	2346	-57.57	-13	-44.57	-75.07	-67.66	0.49	10.58	V
	3128	-56.94	-13	-43.94	-75.44	-67.53	0.57	11.16	V
									V
									V
									V
									V



Highest	1568	-61.18	-40	-21.18	-74.05	-69.33	0.40	8.54	H
	2353	-57.82	-13	-44.82	-75.26	-67.92	0.49	10.59	H
	3138	-56.91	-13	-43.91	-75.32	-67.53	0.57	11.20	H
									H
									H
									H
									H
	1568	-61.20	-40	-21.20	-73.89	-69.35	0.40	8.54	V
	2353	-57.91	-13	-44.91	-75.29	-68.01	0.49	10.59	V
	3138	-56.97	-13	-43.97	-75.59	-67.59	0.57	11.20	V
									V
									V
									V
									V

Remark: Spurious emissions within 30-1000MHz were found more than 20dB below limit line.



IC LTE Band 13 / 10MHz / QPSK									
Channel	Frequency (MHz)	EIRP (dBm)	Limit (dBm)	Over Limit (dB)	SPA Reading (dBm)	S.G. Power (dBm)	TX Cable loss (dB)	TX Antenna Gain (dBi)	Polarization (H/V)
Middle	1564	-61.09	-40	-21.09	-73.96	-69.23	0.39	8.53	H
	2346	-57.43	-13	-44.43	-74.99	-67.52	0.49	10.58	H
	3128	-57.04	-13	-44.04	-75.41	-67.63	0.57	11.16	H
									H
									H
									H
									H
	1564	-61.14	-40	-21.14	-73.83	-69.28	0.39	8.53	V
	2346	-57.85	-13	-44.85	-75.35	-67.94	0.49	10.58	V
	3128	-56.91	-13	-43.91	-75.41	-67.50	0.57	11.16	V
									V
									V
									V
									V

Remark: Spurious emissions within 30-1000MHz were found more than 20dB below limit line.



LTE Band 17

LTE Band 17 / 5MHz / QPSK										
Channel	Frequency (MHz)	ERP (dBm)	Limit (dBm)	Over Limit (dB)	SPA Reading (dBm)	S.G. Power (dBm)	TX Cable loss (dB)	TX Antenna Gain (dBi)	Polarization (H/V)	
Lowest	1408	-62.03	-13	-49.03	-73.74	-67.43	0.36	7.91	H	
	2112	-60.13	-13	-47.13	-74.99	-67.78	0.46	10.26	H	
	2817	-59.93	-13	-46.93	-75.36	-67.99	0.53	10.74	H	
										H
										H
										H
										H
	1408	-62.29	-13	-49.29	-73.74	-67.69	0.36	7.91	V	
	2112	-60.32	-13	-47.32	-74.99	-67.97	0.46	10.26	V	
	2817	-59.76	-13	-46.76	-75.13	-67.82	0.53	10.74	V	
										V
										V
										V
										V
Middle	1416	-62.21	-13	-49.21	-73.92	-67.64	0.37	7.95	H	
	2123	-60.30	-13	-47.30	-75.41	-67.96	0.46	10.27	H	
	2831	-60.05	-13	-47.05	-75.53	-68.10	0.53	10.73	H	
										H
										H
										H
										H
	1416	-62.38	-13	-49.38	-73.83	-67.81	0.37	7.95	V	
	2123	-60.55	-13	-47.55	-75.47	-68.21	0.46	10.27	V	
	2831	-60.28	-13	-47.28	-75.67	-68.33	0.53	10.73	V	
										V
										V
										V
										V



Highest	1422	-61.56	-13	-48.56	-73.20	-67.01	0.37	7.97	H
	2133	-59.43	-13	-46.43	-74.28	-67.10	0.46	10.29	H
	2845	-58.71	-13	-45.71	-74.23	-66.76	0.54	10.73	H
									H
									H
									H
									H
	1422	-62.17	-13	-49.17	-73.51	-67.62	0.37	7.97	V
	2133	-59.66	-13	-46.66	-74.83	-67.33	0.46	10.29	V
	2845	-59.59	-13	-46.59	-74.98	-67.64	0.54	10.73	V
									V
									V
									V
									V

Remark: Spurious emissions within 30-1000MHz were found more than 20dB below limit line.



LTE Band 17 / 10MHz / QPSK									
Channel	Frequency (MHz)	ERP (dBm)	Limit (dBm)	Over Limit (dB)	SPA Reading (dBm)	S.G. Power (dBm)	TX Cable loss (dB)	TX Antenna Gain (dBi)	Polarization (H/V)
Lowest	1409	-61.87	-13	-48.87	-73.58	-67.27	0.36	7.92	H
	2113	-59.82	-13	-46.82	-74.68	-67.47	0.46	10.26	H
	2816	-59.83	-13	-46.83	-75.26	-67.89	0.53	10.74	H
									H
									H
									H
									H
	1409	-62.36	-13	-49.36	-73.81	-67.76	0.36	7.92	V
	2113	-60.44	-13	-47.44	-75.11	-68.09	0.46	10.26	V
	2816	-59.94	-13	-46.94	-75.31	-68.00	0.53	10.74	V
									V
									V
									V
									V
Middle	1411	-61.85	-13	-48.85	-73.56	-67.26	0.37	7.93	H
	2116	-59.93	-13	-46.93	-75.04	-67.58	0.46	10.26	H
	2822	-59.83	-13	-46.83	-75.26	-67.88	0.53	10.74	H
									H
									H
									H
									H
	1411	-62.02	-13	-49.02	-73.47	-67.43	0.37	7.93	V
	2116	-60.03	-13	-47.03	-74.95	-67.68	0.46	10.26	V
	2822	-59.80	-13	-46.80	-75.17	-67.85	0.53	10.74	V
									V
									V
									V
									V



Highest	1413	-62.03	-13	-49.03	-73.74	-67.45	0.37	7.93	H
	2119	-60.08	-13	-47.08	-75.19	-67.74	0.46	10.27	H
	2826	-60.09	-13	-47.09	-75.53	-68.14	0.53	10.73	H
									H
									H
									H
									H
	1413	-62.60	-13	-49.60	-74.05	-68.02	0.37	7.93	V
	2119	-60.54	-13	-47.54	-75.46	-68.20	0.46	10.27	V
	2826	-60.13	-13	-47.13	-75.51	-68.18	0.53	10.73	V
									V
									V
									V
									V

Remark: Spurious emissions within 30-1000MHz were found more than 20dB below limit line.



IC LTE Band 17 / 5MHz / QPSK									
Channel	Frequency (MHz)	EIRP (dBm)	Limit (dBm)	Over Limit (dB)	SPA Reading (dBm)	S.G. Power (dBm)	TX Cable loss (dB)	TX Antenna Gain (dBi)	Polarization (H/V)
Lowest	1408	-59.88	-13.00	-46.88	-73.74	-67.43	0.36	7.91	H
	2112	-57.98	-13.00	-44.98	-74.99	-67.78	0.46	10.26	H
	2817	-57.78	-13.00	-44.78	-75.36	-67.99	0.53	10.74	H
									H
									H
									H
									H
	1408	-60.14	-13.00	-47.14	-73.74	-67.69	0.36	7.91	V
	2112	-58.17	-13.00	-45.17	-74.99	-67.97	0.46	10.26	V
	2817	-57.61	-13.00	-44.61	-75.13	-67.82	0.53	10.74	V
									V
									V
									V
									V
Middle	1416	-60.06	-13	-47.06	-73.92	-67.64	0.37	7.95	H
	2123	-58.15	-13	-45.15	-75.41	-67.96	0.46	10.27	H
	2831	-57.90	-13	-44.90	-75.53	-68.10	0.53	10.73	H
									H
									H
									H
									H
	1416	-60.23	-13	-47.23	-73.83	-67.81	0.37	7.95	V
	2123	-58.40	-13	-45.40	-75.47	-68.21	0.46	10.27	V
	2831	-58.13	-13	-45.13	-75.67	-68.33	0.53	10.73	V
									V
									V
									V
									V



Highest	1422	-59.41	-13	-46.41	-73.20	-67.01	0.37	7.97	H
	2133	-57.28	-13	-44.28	-74.28	-67.10	0.46	10.29	H
	2845	-56.56	-13	-43.56	-74.23	-66.76	0.54	10.73	H
									H
									H
									H
									H
	1422	-60.02	-13	-47.02	-73.51	-67.62	0.37	7.97	V
	2133	-57.51	-13	-44.51	-74.83	-67.33	0.46	10.29	V
	2845	-57.44	-13	-44.44	-74.98	-67.64	0.54	10.73	V
									V
									V
									V
									V

Remark: Spurious emissions within 30-1000MHz were found more than 20dB below limit line.



IC LTE Band 17 / 10MHz / QPSK									
Channel	Frequency (MHz)	EIRP (dBm)	Limit (dBm)	Over Limit (dB)	SPA Reading (dBm)	S.G. Power (dBm)	TX Cable loss (dB)	TX Antenna Gain (dBi)	Polarization (H/V)
Lowest	1409	-59.72	-13	-46.72	-73.58	-67.27	0.36	7.92	H
	2113	-57.67	-13	-44.67	-74.68	-67.47	0.46	10.26	H
	2816	-57.68	-13	-44.68	-75.26	-67.89	0.53	10.74	H
									H
									H
									H
									H
	1409	-60.21	-13	-47.21	-73.81	-67.76	0.36	7.92	V
	2113	-58.29	-13	-45.29	-75.11	-68.09	0.46	10.26	V
	2816	-57.79	-13	-44.79	-75.31	-68.00	0.53	10.74	V
									V
									V
									V
									V
Middle	1411	-59.70	-13	-46.70	-73.56	-67.26	0.37	7.93	H
	2116	-57.78	-13	-44.78	-75.04	-67.58	0.46	10.26	H
	2822	-57.68	-13	-44.68	-75.26	-67.88	0.53	10.74	H
									H
									H
									H
									H
	1411	-59.87	-13	-46.87	-73.47	-67.43	0.37	7.93	V
	2116	-57.88	-13	-44.88	-74.95	-67.68	0.46	10.26	V
	2822	-57.65	-13	-44.65	-75.17	-67.85	0.53	10.74	V
									V
									V
									V
									V



Highest	1413	-59.88	-13	-46.88	-73.74	-67.45	0.37	7.93	H
	2119	-57.93	-13	-44.93	-75.19	-67.74	0.46	10.27	H
	2826	-57.94	-13	-44.94	-75.53	-68.14	0.53	10.73	H
									H
									H
									H
									H
	1413	-60.45	-13	-47.45	-74.05	-68.02	0.37	7.93	V
	2119	-58.39	-13	-45.39	-75.46	-68.20	0.46	10.27	V
	2826	-57.98	-13	-44.98	-75.51	-68.18	0.53	10.73	V
									V
									V
									V
									V

Remark: Spurious emissions within 30-1000MHz were found more than 20dB below limit line.



LTE Band 66

LTE Band 66 / 1.4MHz / QPSK									
Channel	Frequency (MHz)	EIRP (dBm)	Limit (dBm)	Over Limit (dB)	SPA Reading (dBm)	S.G. Power (dBm)	TX Cable loss (dB)	TX Antenna Gain (dBi)	Polarization (H/V)
Lowest	3420	-59.32	-13	-46.32	-76.29	-70.93	0.60	12.21	H
	5130	-57.17	-13	-44.17	-77.92	-68.42	0.77	12.03	H
	6840	-53.79	-13	-40.79	-76.69	-63.89	0.93	11.03	H
									H
									H
									H
									H
	3420	-58.92	-13	-45.92	-76.27	-70.53	0.60	12.21	V
	5130	-56.56	-13	-43.56	-78	-67.81	0.77	12.03	V
	6840	-53.07	-13	-40.07	-76.77	-63.17	0.93	11.03	V
									V
									V
									V
									V
Middle	3490	-58.60	-13	-45.60	-76.38	-70.46	0.60	12.46	H
	5233	-57.09	-13	-44.09	-77.83	-68.37	0.77	12.05	H
	6977	-53.14	-13	-40.14	-76.86	-63.22	0.93	11.00	H
									H
									H
									H
									H
	3490	-58.43	-13	-45.43	-76.55	-70.29	0.60	12.46	V
	5233	-56.31	-13	-43.31	-77.54	-67.59	0.77	12.05	V
	6977	-52.54	-13	-39.54	-77.02	-62.62	0.93	11.00	V
									V
									V
									V
									V



Highest	3560	-56.91	-13	-43.91	-75.44	-68.76	0.61	12.46	H
	5336	-54.41	-13	-41.41	-75.17	-65.71	0.77	12.07	H
	7114	-52.39	-13	-39.39	-76.6	-62.21	0.93	10.75	H
									H
									H
									H
									H
	3560	-57.02	-13	-44.02	-76	-68.87	0.61	12.46	V
	5336	-54.62	-13	-41.62	-75.91	-65.92	0.77	12.07	V
	7114	-51.77	-13	-38.77	-76.43	-61.59	0.93	10.75	V
									V
									V
									V
									V

Remark: Spurious emissions within 30-1000MHz were found more than 20dB below limit line.



LTE Band 66 / 3MHz / QPSK									
Channel	Frequency (MHz)	EIRP (dBm)	Limit (dBm)	Over Limit (dB)	SPA Reading (dBm)	S.G. Power (dBm)	TX Cable loss (dB)	TX Antenna Gain (dBi)	Polarization (H/V)
Lowest	3420	-59.31	-13	-46.31	-76.28	-70.92	0.60	12.21	H
	5130	-57.12	-13	-44.12	-77.87	-68.37	0.77	12.03	H
	6840	-54.03	-13	-41.03	-76.93	-64.13	0.93	11.03	H
									H
									H
									H
									H
	3420	-59.05	-13	-46.05	-76.4	-70.66	0.60	12.21	V
	5130	-56.22	-13	-43.22	-77.66	-67.47	0.77	12.03	V
	6840	-53.24	-13	-40.24	-76.94	-63.34	0.93	11.03	V
									V
									V
									V
									V
Middle	3490	-58.64	-13	-45.64	-76.42	-70.50	0.60	12.46	H
	5230	-55.78	-13	-42.78	-76.52	-67.06	0.77	12.05	H
	6974	-53.10	-13	-40.10	-76.7	-63.18	0.93	11.01	H
									H
									H
									H
									H
	3490	-58.43	-13	-45.43	-76.55	-70.29	0.60	12.46	V
	5230	-54.69	-13	-41.69	-75.92	-65.97	0.77	12.05	V
	6974	-52.47	-13	-39.47	-76.84	-62.55	0.93	11.01	V
									V
									V
									V
									V



Highest	3553	-58.09	-13	-45.09	-76.48	-69.95	0.61	12.47	H
	5331	-54.68	-13	-41.68	-75.44	-65.98	0.77	12.07	H
	7108	-52.60	-13	-39.60	-76.75	-62.43	0.93	10.76	H
									H
									H
									H
									H
	3553	-57.61	-13	-44.61	-76.43	-69.47	0.61	12.47	V
	5331	-54.06	-13	-41.06	-75.35	-65.36	0.77	12.07	V
	7108	-52.42	-13	-39.42	-77.07	-62.25	0.93	10.76	V
									V
									V
									V
									V

Remark: Spurious emissions within 30-1000MHz were found more than 20dB below limit line.



LTE Band 66 / 5MHz / QPSK									
Channel	Frequency (MHz)	EIRP (dBm)	Limit (dBm)	Over Limit (dB)	SPA Reading (dBm)	S.G. Power (dBm)	TX Cable loss (dB)	TX Antenna Gain (dBi)	Polarization (H/V)
Lowest	3420	-59.53	-13	-46.53	-76.5	-71.14	0.60	12.21	H
	5130	-56.90	-13	-43.90	-77.65	-68.15	0.77	12.03	H
	6841	-53.97	-13	-40.97	-76.87	-64.07	0.93	11.03	H
									H
									H
									H
									H
	3420	-58.98	-13	-45.98	-76.33	-70.59	0.60	12.21	V
	5130	-56.46	-13	-43.46	-77.9	-67.71	0.77	12.03	V
	6841	-53.14	-13	-40.14	-76.84	-63.24	0.93	11.03	V
									V
									V
									V
									V
Middle	3483	-59.06	-13	-46.06	-76.83	-70.90	0.60	12.44	H
	5228	-56.76	-13	-43.76	-77.5	-68.04	0.77	12.05	H
	6971	-53.60	-13	-40.60	-77.2	-63.68	0.93	11.01	H
									H
									H
									H
									H
	3483	-58.67	-13	-45.67	-76.78	-70.51	0.60	12.44	V
	5228	-56.27	-13	-43.27	-77.5	-67.55	0.77	12.05	V
	6971	-52.78	-13	-39.78	-77.15	-62.86	0.93	11.01	V
									V
									V
									V
									V



Highest	3553	-58.06	-13	-45.06	-76.45	-69.92	0.61	12.47	H
	5325	-56.76	-13	-43.76	-77.51	-68.06	0.77	12.07	H
	7101	-52.61	-13	-39.61	-76.75	-62.45	0.93	10.78	H
									H
									H
									H
									H
	3553	-57.54	-13	-44.54	-76.36	-69.40	0.61	12.47	V
	5325	-56.27	-13	-43.27	-77.54	-67.57	0.77	12.07	V
	7101	-51.97	-13	-38.97	-76.61	-61.81	0.93	10.78	V
									V
									V
									V
									V

Remark: Spurious emissions within 30-1000MHz were found more than 20dB below limit line.



LTE Band 66 / 10MHz / QPSK									
Channel	Frequency (MHz)	EIRP (dBm)	Limit (dBm)	Over Limit (dB)	SPA Reading (dBm)	S.G. Power (dBm)	TX Cable loss (dB)	TX Antenna Gain (dBi)	Polarization (H/V)
Lowest	3420	-59.30	-13	-46.30	-76.27	-70.91	0.60	12.21	H
	5131	-56.95	-13	-43.95	-77.7	-68.20	0.77	12.03	H
	6842	-54.23	-13	-41.23	-77.13	-64.33	0.93	11.03	H
									H
									H
									H
									H
	3420	-59.01	-13	-46.01	-76.36	-70.62	0.60	12.21	V
	5131	-56.17	-13	-43.17	-77.61	-67.42	0.77	12.03	V
	6842	-53.20	-13	-40.20	-76.9	-63.30	0.93	11.03	V
									V
									V
									V
									V
Middle	3483	-59.12	-13	-46.12	-76.89	-70.96	0.60	12.44	H
	5219	-56.92	-13	-43.92	-77.66	-68.20	0.76	12.04	H
	6962	-53.79	-13	-40.79	-77.39	-63.87	0.93	11.01	H
									H
									H
									H
									H
	3483	-58.73	-13	-45.73	-76.84	-70.57	0.60	12.44	V
	5219	-56.46	-13	-43.46	-77.68	-67.74	0.76	12.04	V
	6962	-53.28	-13	-40.28	-77.65	-63.36	0.93	11.01	V
									V
									V
									V
									V



Highest	3539	-58.35	-13	-45.35	-76.61	-70.22	0.61	12.48	H
	5311	-57.51	-13	-44.51	-78.27	-68.80	0.77	12.06	H
	7082	-53.22	-13	-40.22	-77.3	-63.11	0.93	10.82	H
									H
									H
									H
									H
	3539	-57.99	-13	-44.99	-76.64	-69.86	0.61	12.48	V
	5311	-56.62	-13	-43.62	-77.9	-67.91	0.77	12.06	V
	7082	-52.49	-13	-39.49	-77.11	-62.38	0.93	10.82	V
									V
									V
									V
									V

Remark: Spurious emissions within 30-1000MHz were found more than 20dB below limit line.



LTE Band 66 / 15MHz / QPSK									
Channel	Frequency (MHz)	EIRP (dBm)	Limit (dBm)	Over Limit (dB)	SPA Reading (dBm)	S.G. Power (dBm)	TX Cable loss (dB)	TX Antenna Gain (dBi)	Polarization (H/V)
Lowest	3420	-59.17	-13	-46.17	-76.14	-70.78	0.60	12.21	H
	5132	-57.11	-13	-44.11	-77.86	-68.36	0.77	12.03	H
	6843	-53.95	-13	-40.95	-76.85	-64.05	0.93	11.03	H
									H
									H
									H
									H
	3420	-59.03	-13	-46.03	-76.38	-70.64	0.60	12.21	V
	5132	-56.49	-13	-43.49	-77.93	-67.74	0.77	12.03	V
	6843	-53.26	-13	-40.26	-76.96	-63.36	0.93	11.03	V
									V
									V
									V
									V
Middle	3476	-58.81	-13	-45.81	-76.58	-70.62	0.60	12.41	H
	5214	-56.84	-13	-43.84	-77.58	-68.12	0.76	12.04	H
	6953	-53.37	-13	-40.37	-76.88	-63.45	0.93	11.01	H
									H
									H
									H
									H
	3476	-58.61	-13	-45.61	-76.72	-70.42	0.60	12.41	V
	5214	-56.38	-13	-43.38	-77.6	-67.66	0.76	12.04	V
	6953	-52.82	-13	-39.82	-77.1	-62.90	0.93	11.01	V
									V
									V
									V
									V



Highest	3532	-58.44	-13	-45.44	-76.69	-70.31	0.61	12.48	H
	5297	-57.08	-13	-44.08	-77.83	-68.37	0.77	12.06	H
	7063	-53.13	-13	-40.13	-77.17	-63.06	0.93	10.86	H
									H
									H
									H
									H
	3532	-57.97	-13	-44.97	-76.61	-69.84	0.61	12.48	V
	5297	-56.42	-13	-43.42	-77.7	-67.71	0.77	12.06	V
	7063	-52.45	-13	-39.45	-77.07	-62.38	0.93	10.86	V
									V
									V
									V
									V

Remark: Spurious emissions within 30-1000MHz were found more than 20dB below limit line.



LTE Band 66 / 20MHz / QPSK									
Channel	Frequency (MHz)	EIRP (dBm)	Limit (dBm)	Over Limit (dB)	SPA Reading (dBm)	S.G. Power (dBm)	TX Cable loss (dB)	TX Antenna Gain (dBi)	Polarization (H/V)
Lowest	3420	-59.19	-13	-46.19	-76.16	-70.80	0.60	12.21	H
	5133	-57.25	-13	-44.25	-78	-68.50	0.77	12.03	H
	6844	-53.85	-13	-40.85	-76.75	-63.95	0.93	11.03	H
									H
									H
									H
									H
	3420	-58.64	-13	-45.64	-75.99	-70.25	0.60	12.21	V
	5133	-56.55	-13	-43.55	-77.99	-67.80	0.77	12.03	V
	6844	-53.13	-13	-40.13	-76.83	-63.23	0.93	11.03	V
									V
									V
									V
									V
Middle	3476	-58.84	-13	-45.84	-76.61	-70.65	0.60	12.41	H
	5208	-57.08	-13	-44.08	-77.82	-68.36	0.76	12.04	H
	6944	-53.37	-13	-40.37	-76.88	-63.45	0.93	11.01	H
									H
									H
									H
									H
	3476	-58.60	-13	-45.60	-76.71	-70.41	0.60	12.41	V
	5208	-56.29	-13	-43.29	-77.51	-67.57	0.76	12.04	V
	6944	-52.75	-13	-39.75	-77.03	-62.83	0.93	11.01	V
									V
									V
									V
									V



Highest	3525	-58.44	-13	-45.44	-76.69	-70.32	0.61	12.49	H
	5283	-57.08	-13	-44.08	-77.83	-68.37	0.77	12.06	H
	7044	-52.97	-13	-39.97	-76.96	-62.94	0.93	10.90	H
									H
									H
									H
									H
	3525	-58.30	-13	-45.30	-76.94	-70.18	0.61	12.49	V
	5283	-56.41	-13	-43.41	-77.68	-67.70	0.77	12.06	V
	7044	-52.37	-13	-39.37	-76.98	-62.34	0.93	10.90	V
									V
									V
									V
									V

Remark: Spurious emissions within 30-1000MHz were found more than 20dB below limit line.