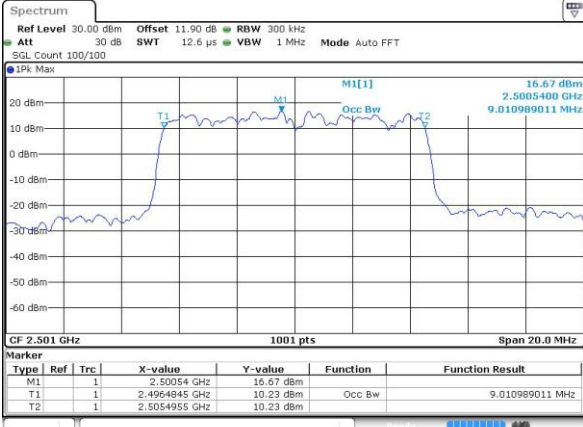




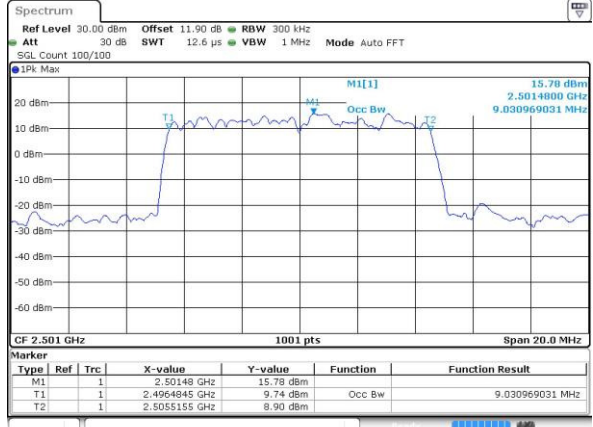
LTE Band 41

Lowest Channel / 10MHz / QPSK



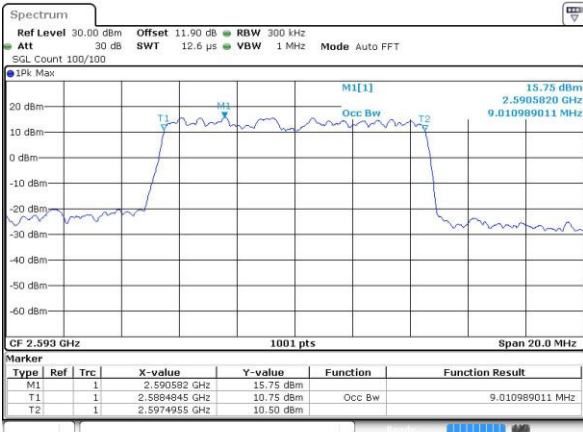
Date: 11 JAN 2017 18:51:36

Lowest Channel / 10MHz / 16QAM



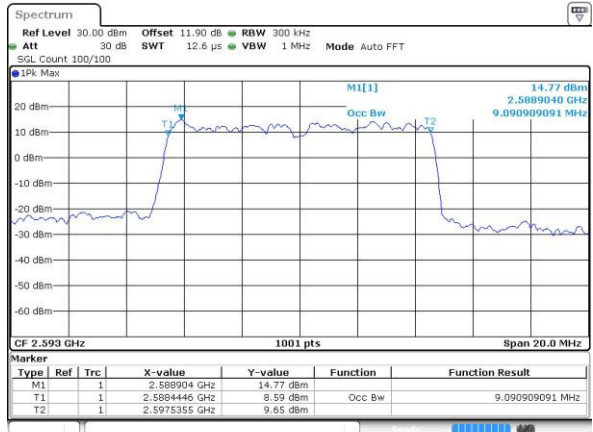
Date: 11 JAN 2017 18:51:46

Middle Channel / 10MHz / QPSK



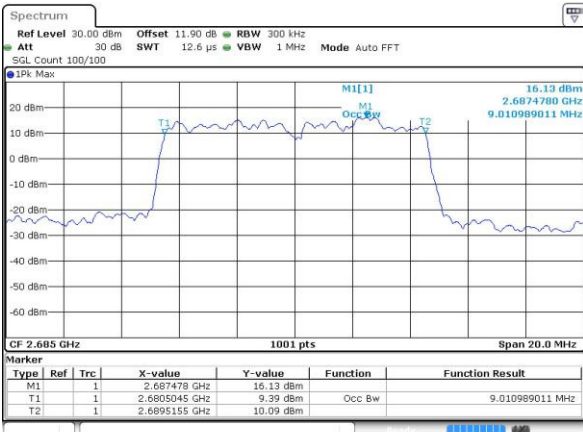
Date: 11 JAN 2017 18:52:17

Middle Channel / 10MHz / 16QAM



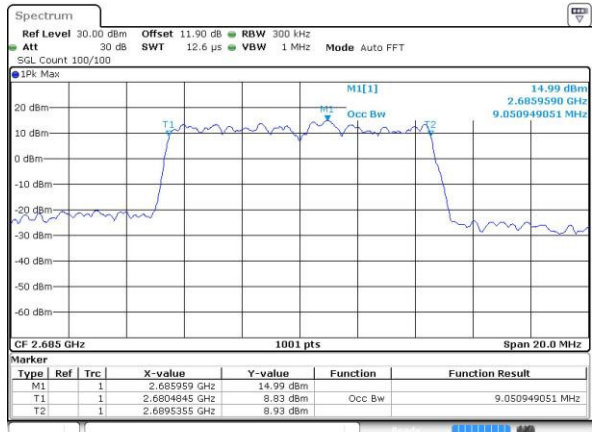
Date: 11 JAN 2017 18:52:28

Highest Channel / 10MHz / QPSK



Date: 11 JAN 2017 18:52:59

Highest Channel / 10MHz / 16QAM

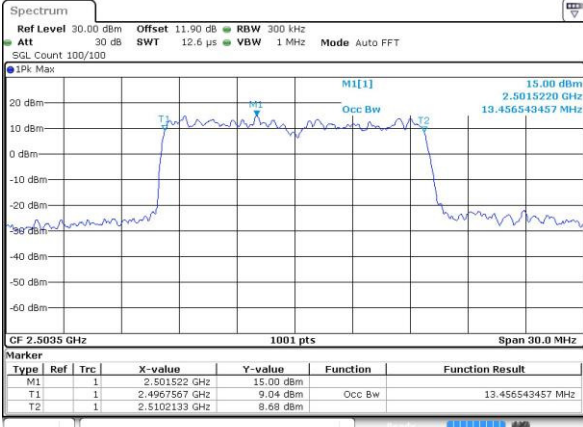


Date: 11 JAN 2017 18:53:09



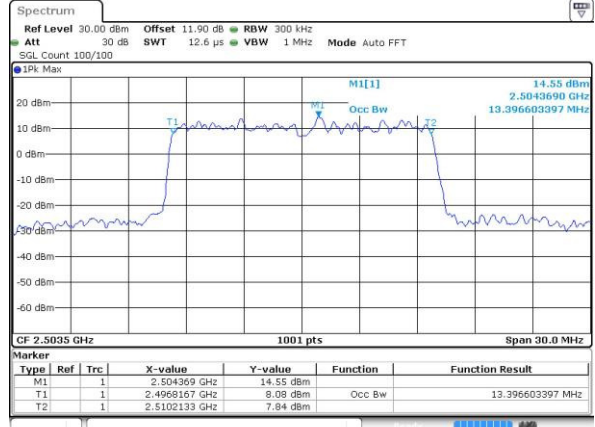
LTE Band 41

Lowest Channel / 15MHz / QPSK



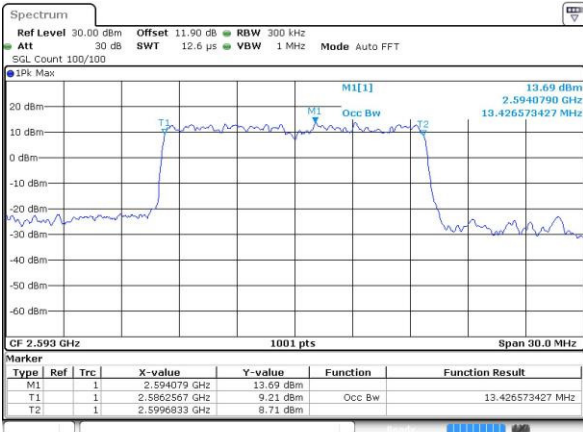
Date: 11 JAN 2017 18:53:40

Lowest Channel / 15MHz / 16QAM



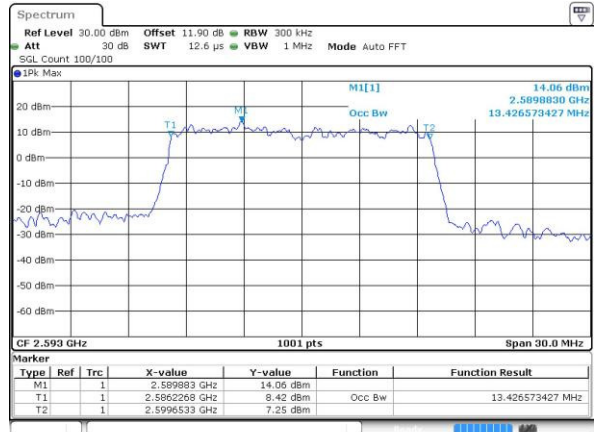
Date: 11 JAN 2017 18:53:50

Middle Channel / 15MHz / QPSK



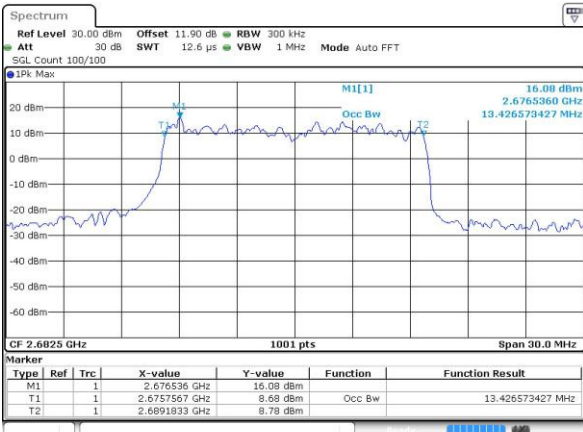
Date: 11 JAN 2017 18:54:22

Middle Channel / 15MHz / 16QAM



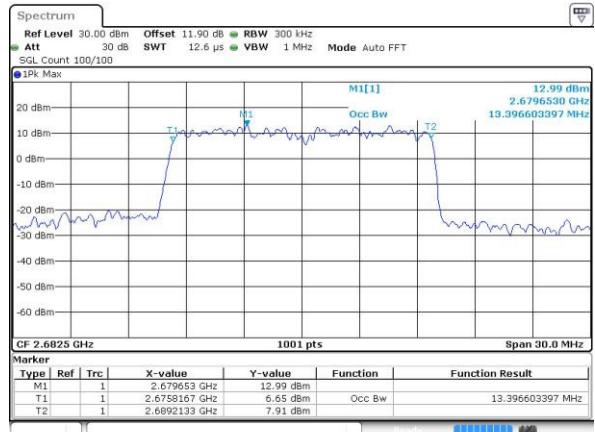
Date: 11 JAN 2017 18:54:32

Highest Channel / 15MHz / QPSK



Date: 11 JAN 2017 18:55:03

Highest Channel / 15MHz / 16QAM

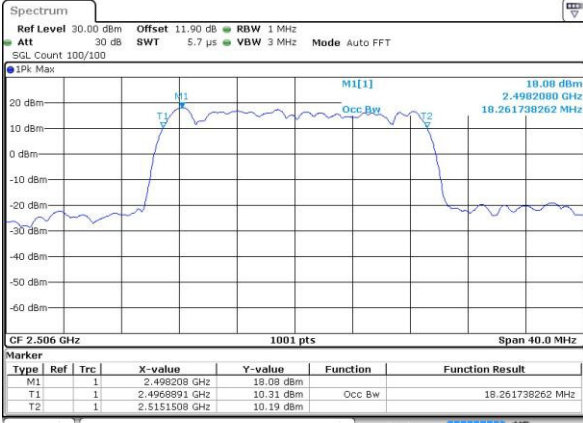


Date: 11 JAN 2017 18:55:13



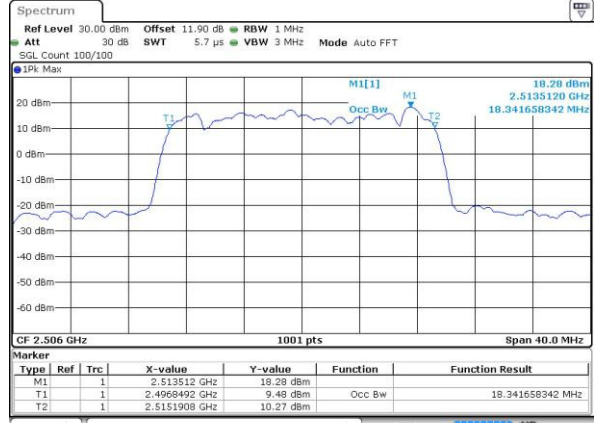
LTE Band 41

Lowest Channel / 20MHz / QPSK



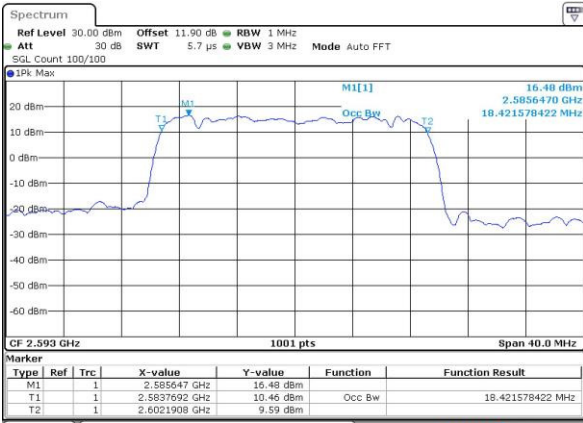
Date: 11 JAN 2017 18:55:44

Lowest Channel / 20MHz / 16QAM



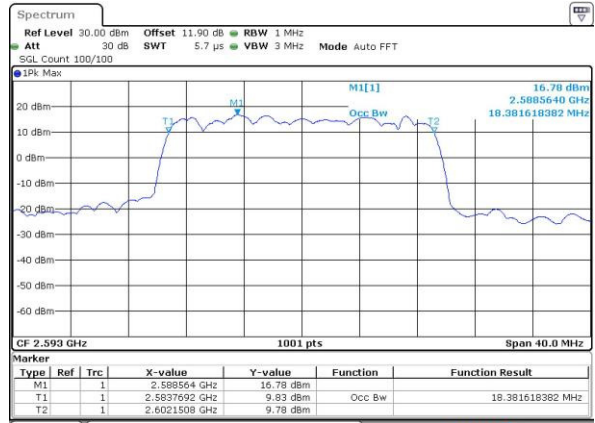
Date: 11 JAN 2017 18:55:55

Middle Channel / 20MHz / QPSK



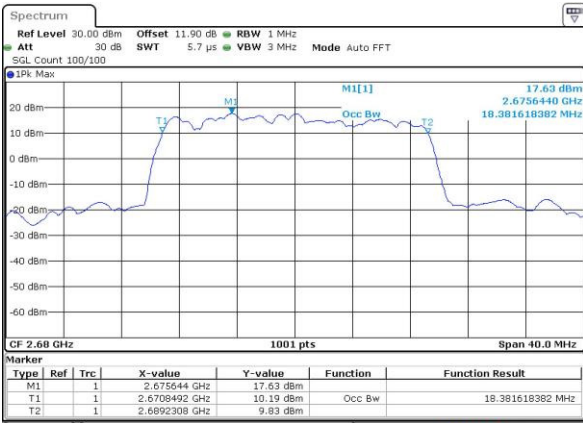
Date: 11 JAN 2017 18:56:26

Middle Channel / 20MHz / 16QAM



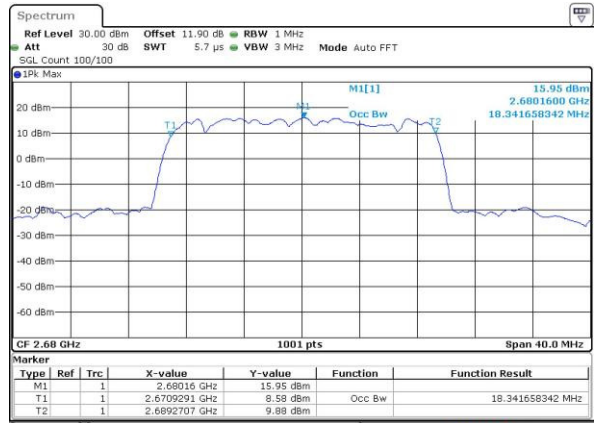
Date: 11 JAN 2017 18:56:36

Highest Channel / 20MHz / QPSK



Date: 11 JAN 2017 18:57:07

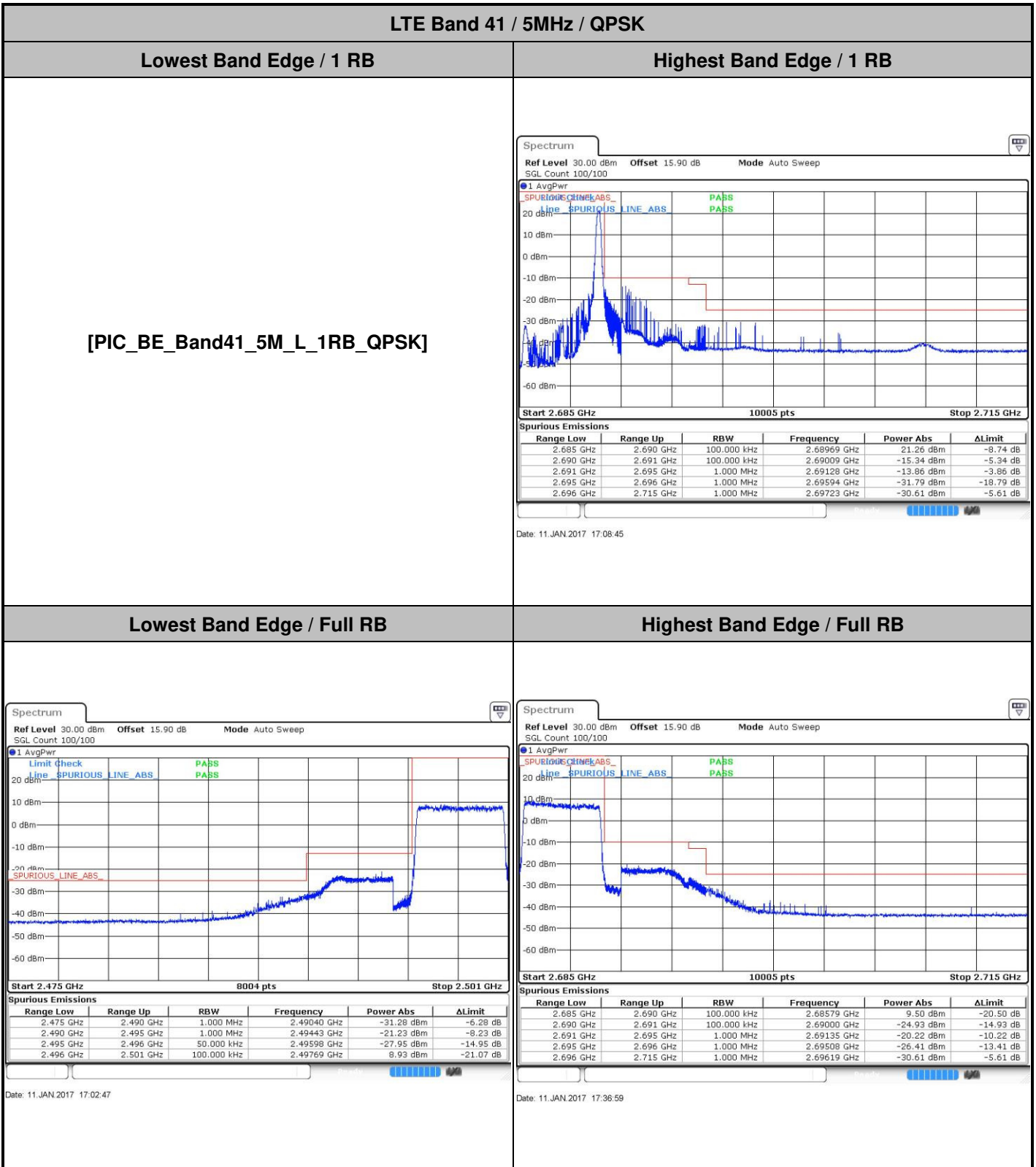
Highest Channel / 20MHz / 16QAM



Date: 11 JAN 2017 18:57:18



Conducted Band Edge



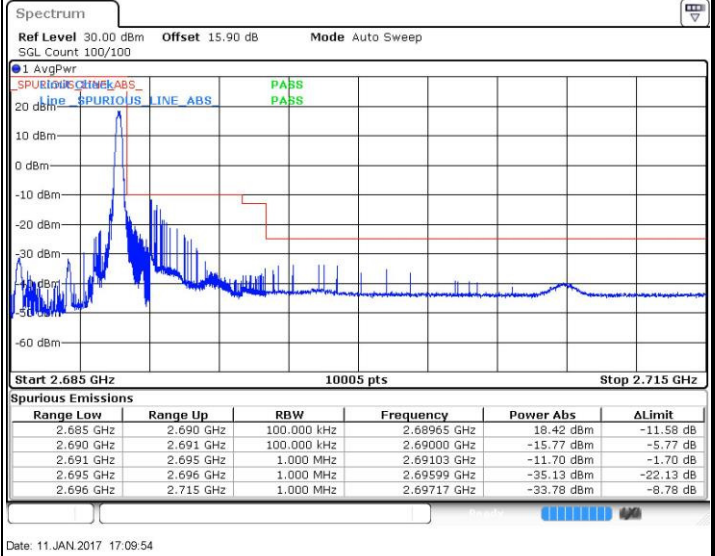


LTE Band 41 / 5MHz / 16QAM

Lowest Band Edge / 1RB

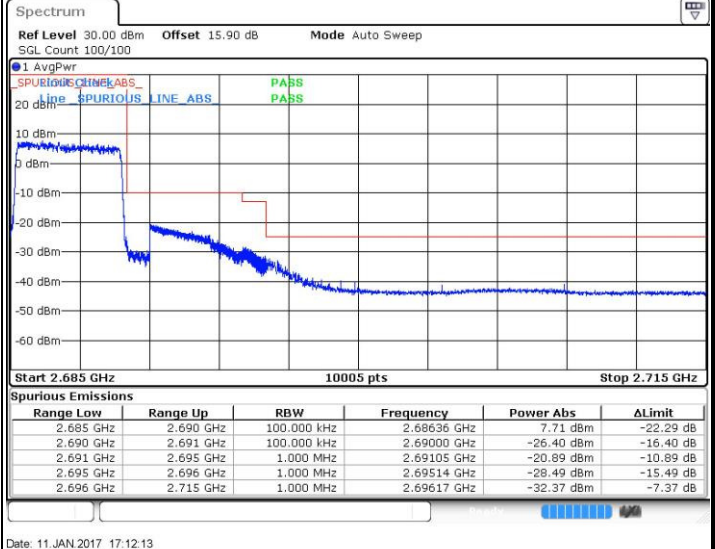
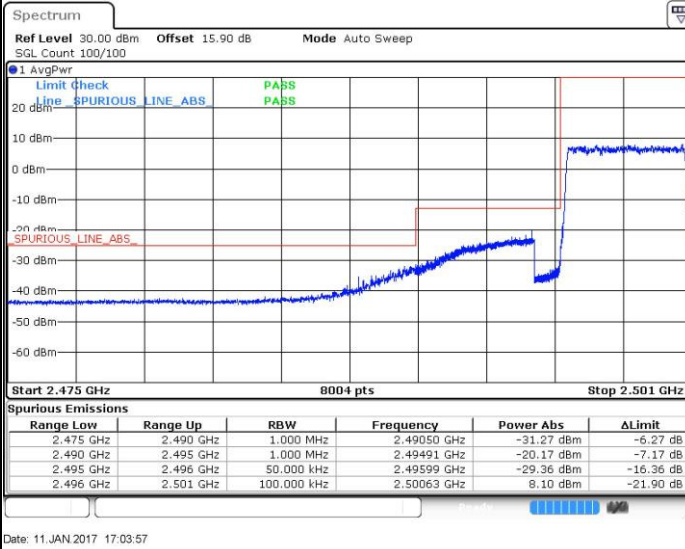
Highest Band Edge / 1 RB

[PIC_BE_Band41_5M_L_1RB_16QAM]



Lowest Band Edge / Full RB

Highest Band Edge / Full RB



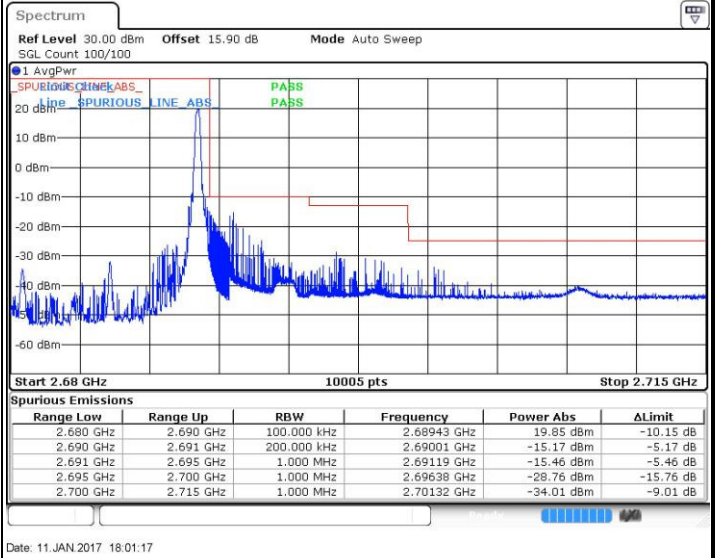


LTE Band 41 / 10MHz / QPSK

Lowest Band Edge / 1 RB

Highest Band Edge / 1 RB

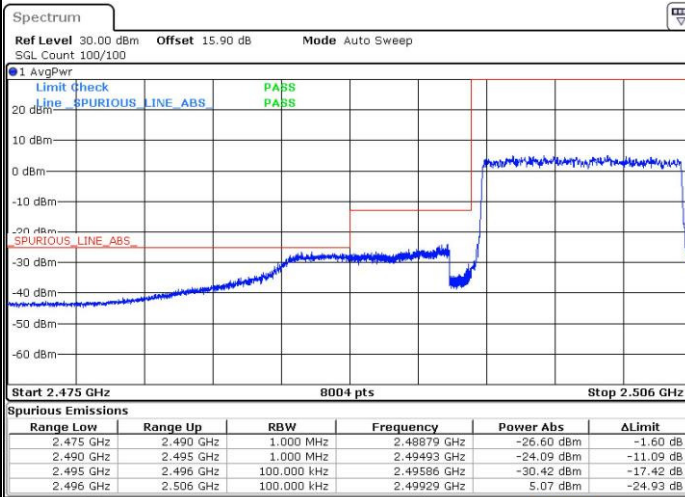
[PIC_BE_Band41_10M_L_1RB_QPSK]



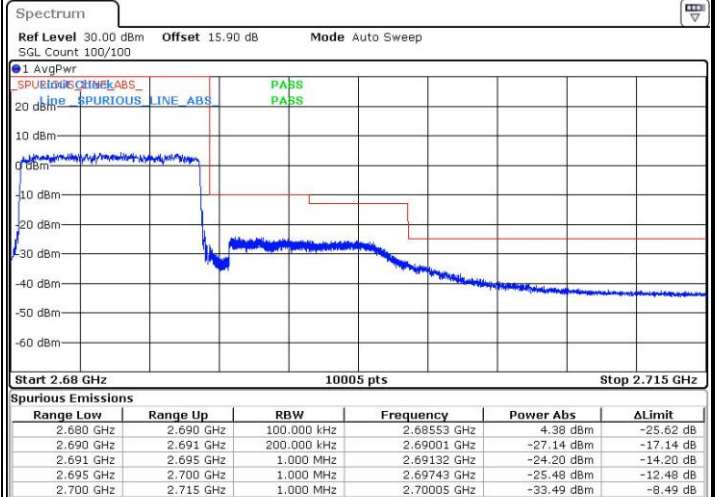
Date: 11. JAN 2017 18:01:17

Lowest Band Edge / Full RB

Highest Band Edge / Full RB



Date: 11. JAN 2017 17:55:19

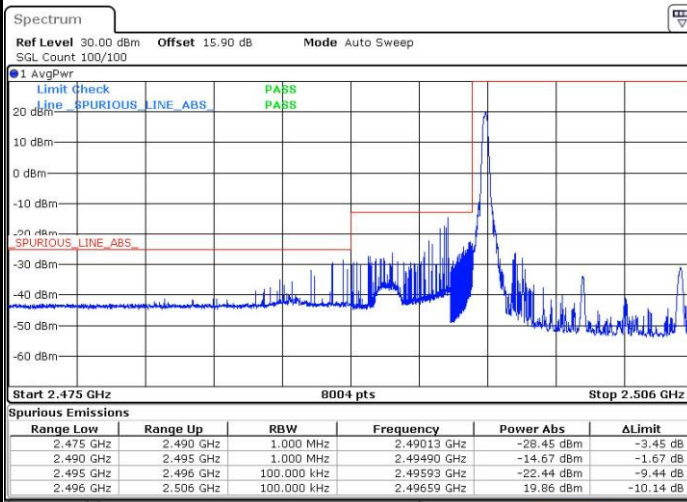


Date: 11. JAN 2017 18:03:37



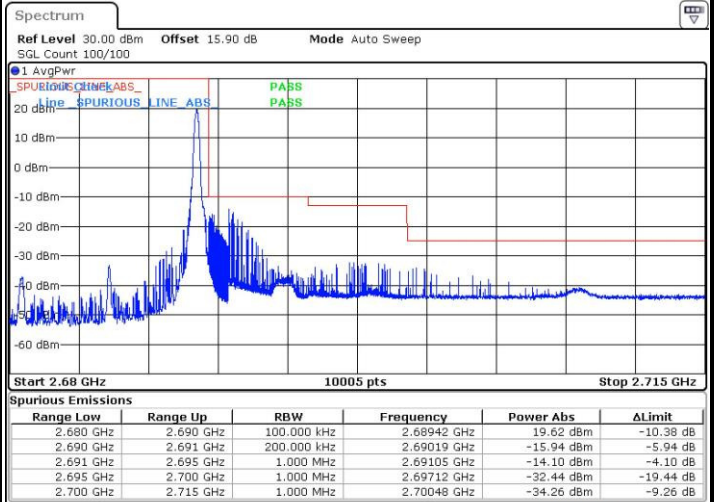
LTE Band 41 / 10MHz / 16QAM

Lowest Band Edge / 1 RB



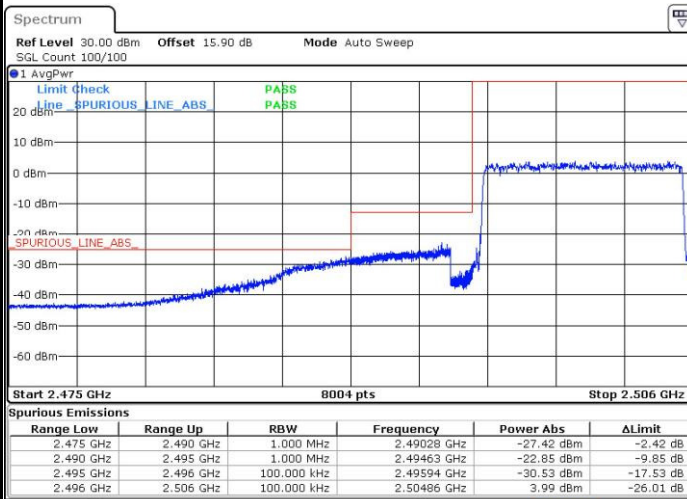
Date: 11.JAN.2017 17:54:09

Highest Band Edge / 1 RB



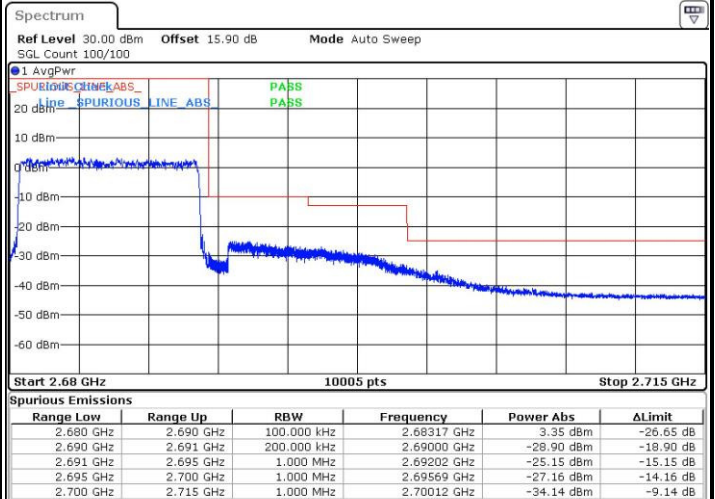
Date: 11.JAN.2017 18:02:27

Lowest Band Edge / Full RB



Date: 11.JAN.2017 17:56:29

Highest Band Edge / Full RB

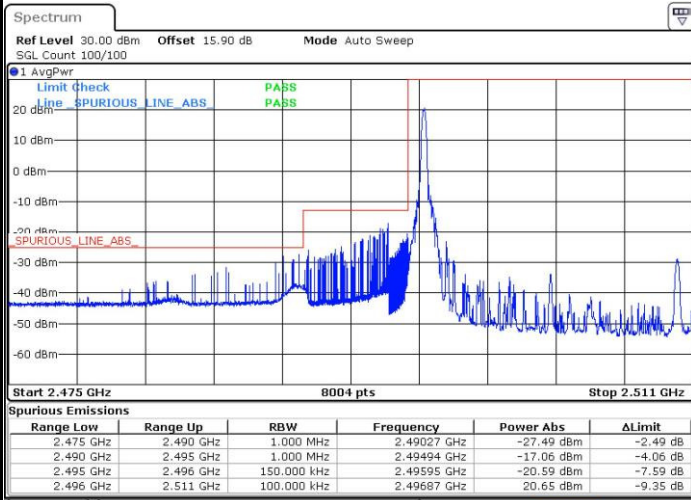


Date: 11.JAN.2017 18:04:46



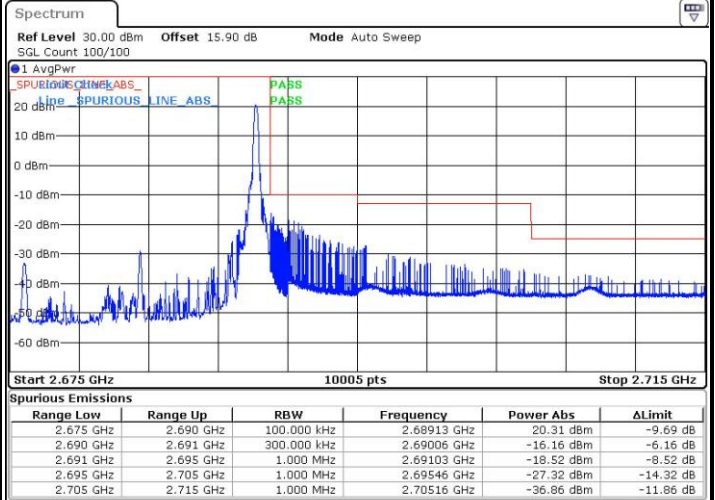
LTE Band 41 / 15MHz / QPSK

Lowest Band Edge / 1 RB



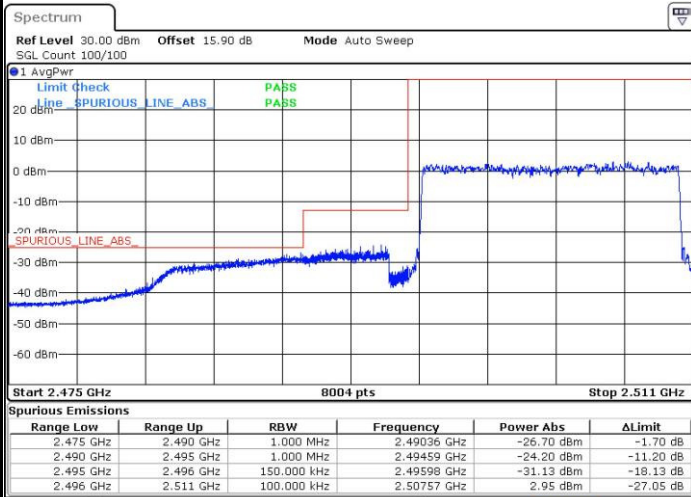
Date: 11.JAN.2017 18:07:46

Highest Band Edge / 1 RB



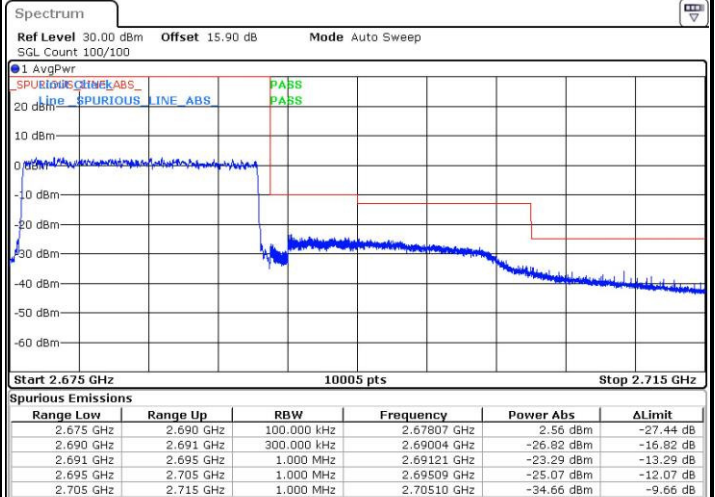
Date: 11.JAN.2017 18:21:20

Lowest Band Edge / Full RB



Date: 11.JAN.2017 18:10:05

Highest Band Edge / Full RB

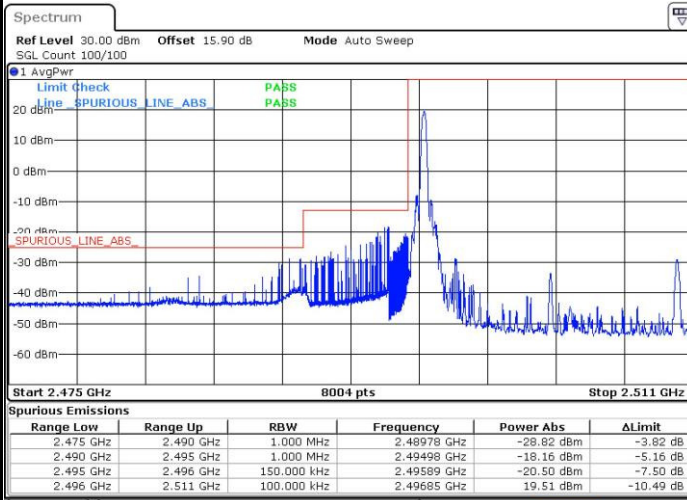


Date: 11.JAN.2017 18:23:39



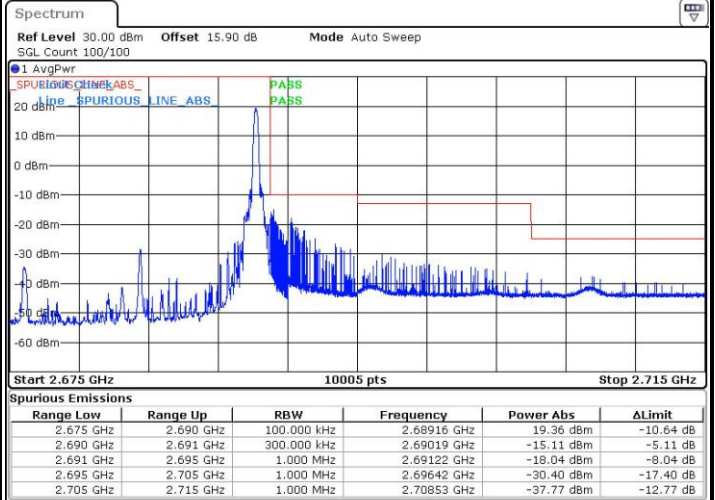
LTE Band 41 / 15MHz / 16QAM

Lowest Band Edge / 1 RB



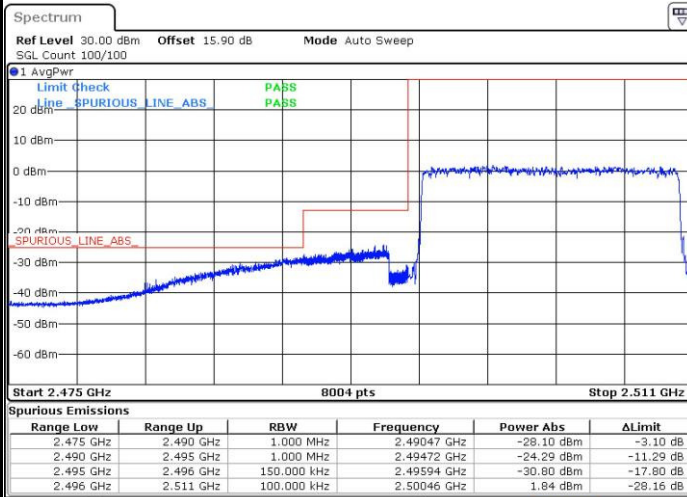
Date: 11.JAN.2017 18:08:55

Highest Band Edge / 1 RB



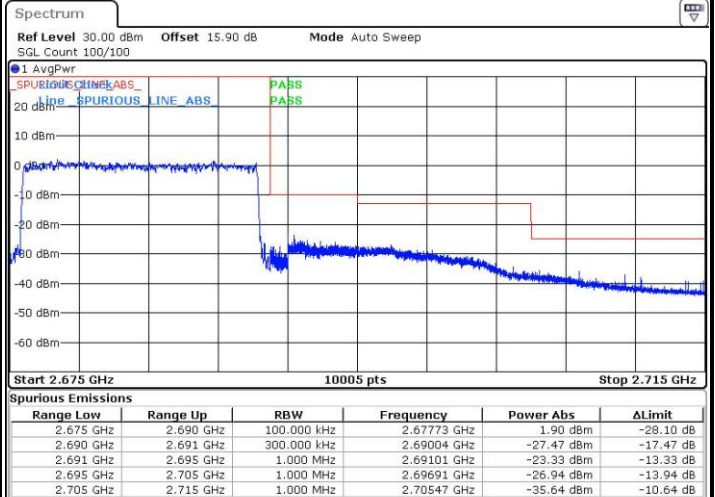
Date: 11.JAN.2017 18:22:30

Lowest Band Edge / Full RB



Date: 11.JAN.2017 18:16:32

Highest Band Edge / Full RB

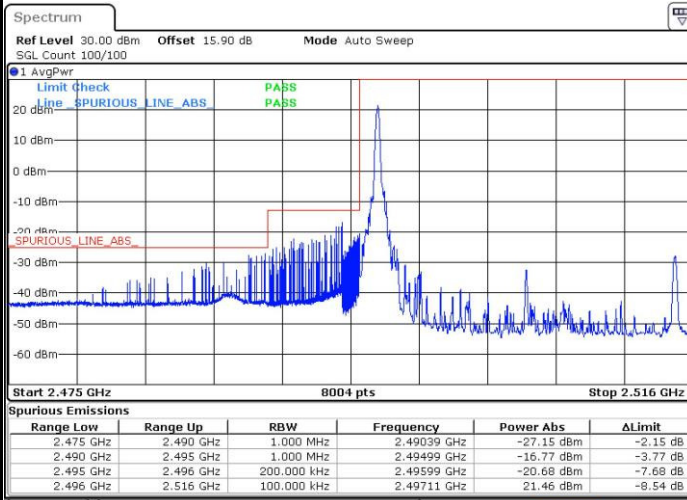


Date: 11.JAN.2017 18:24:49



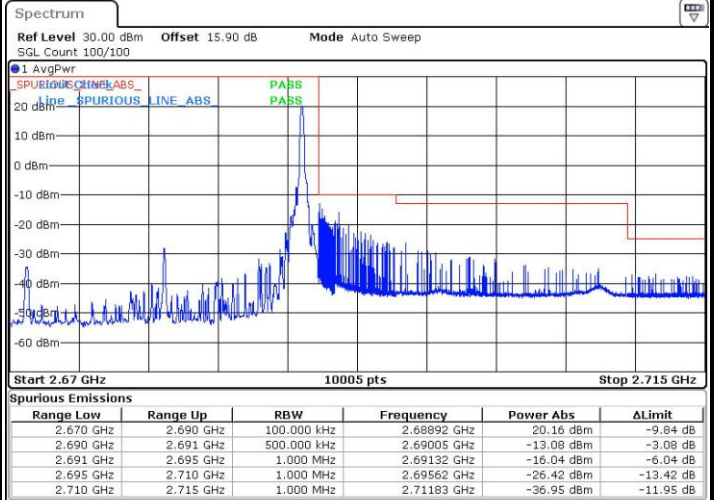
LTE Band 41 / 20MHz / QPSK

Lowest Band Edge / 1 RB



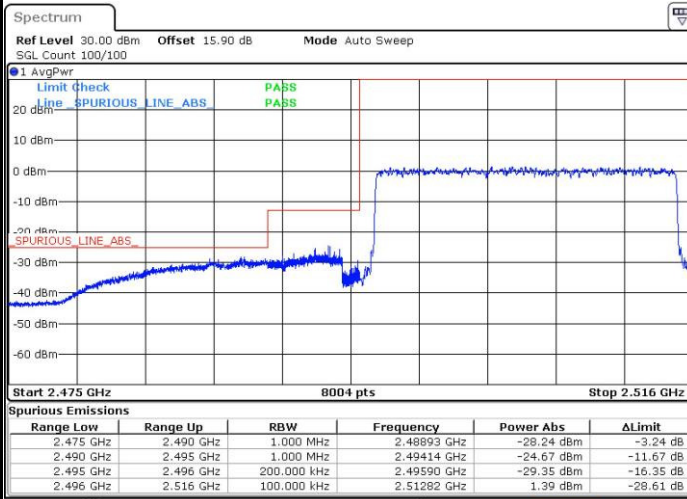
Date: 11.JAN.2017 18:27:48

Highest Band Edge / 1 RB



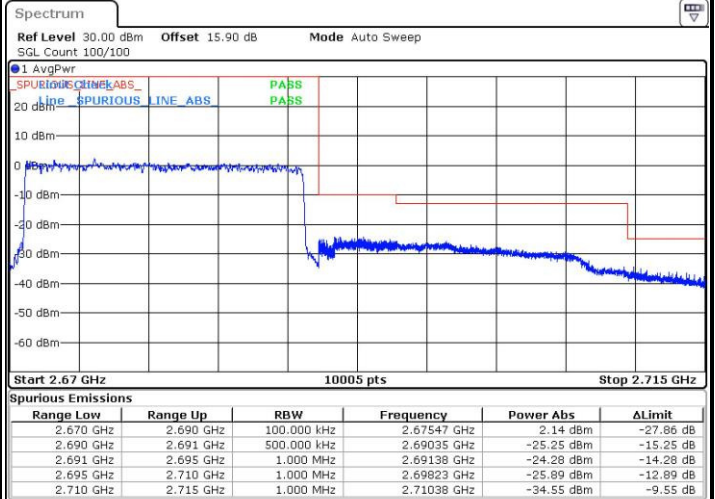
Date: 11.JAN.2017 18:36:06

Lowest Band Edge / Full RB



Date: 11.JAN.2017 18:30:08

Highest Band Edge / Full RB

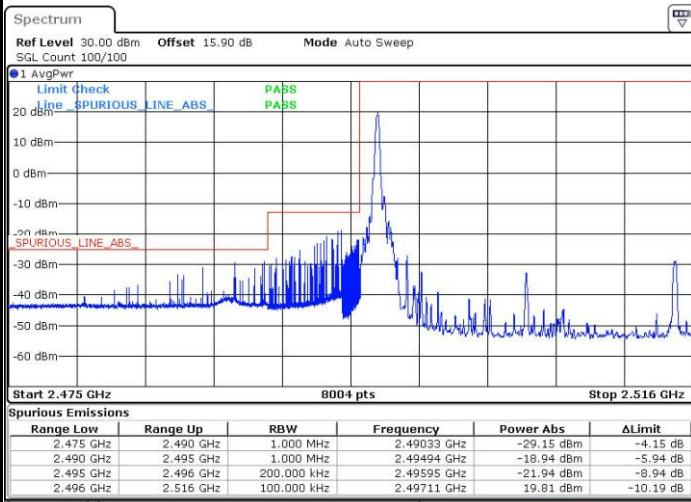


Date: 11.JAN.2017 18:39:34



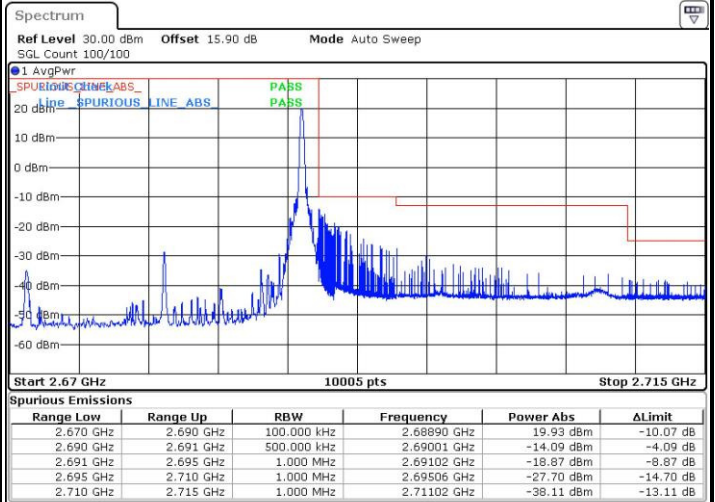
LTE Band 41 / 20MHz / 16QAM

Lowest Band Edge / 1 RB



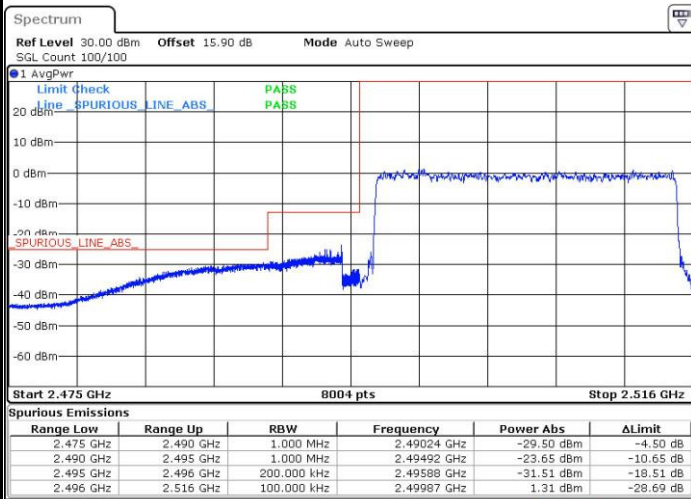
Date: 11.JAN.2017 18:28:58

Highest Band Edge / 1 RB



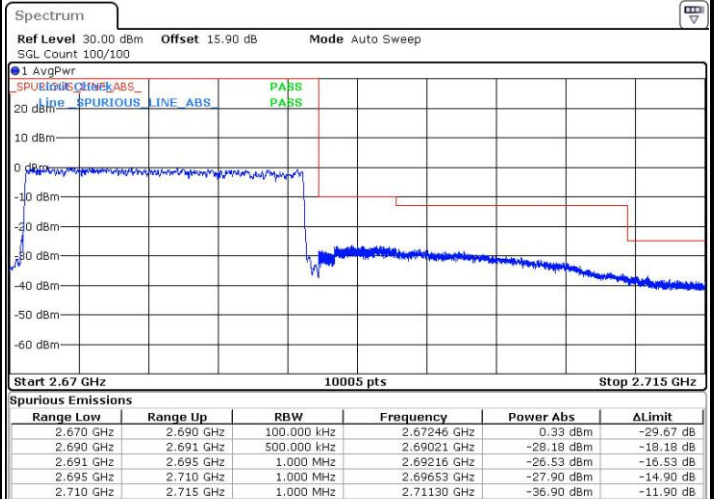
Date: 11.JAN.2017 18:37:15

Lowest Band Edge / Full RB



Date: 11.JAN.2017 18:31:18

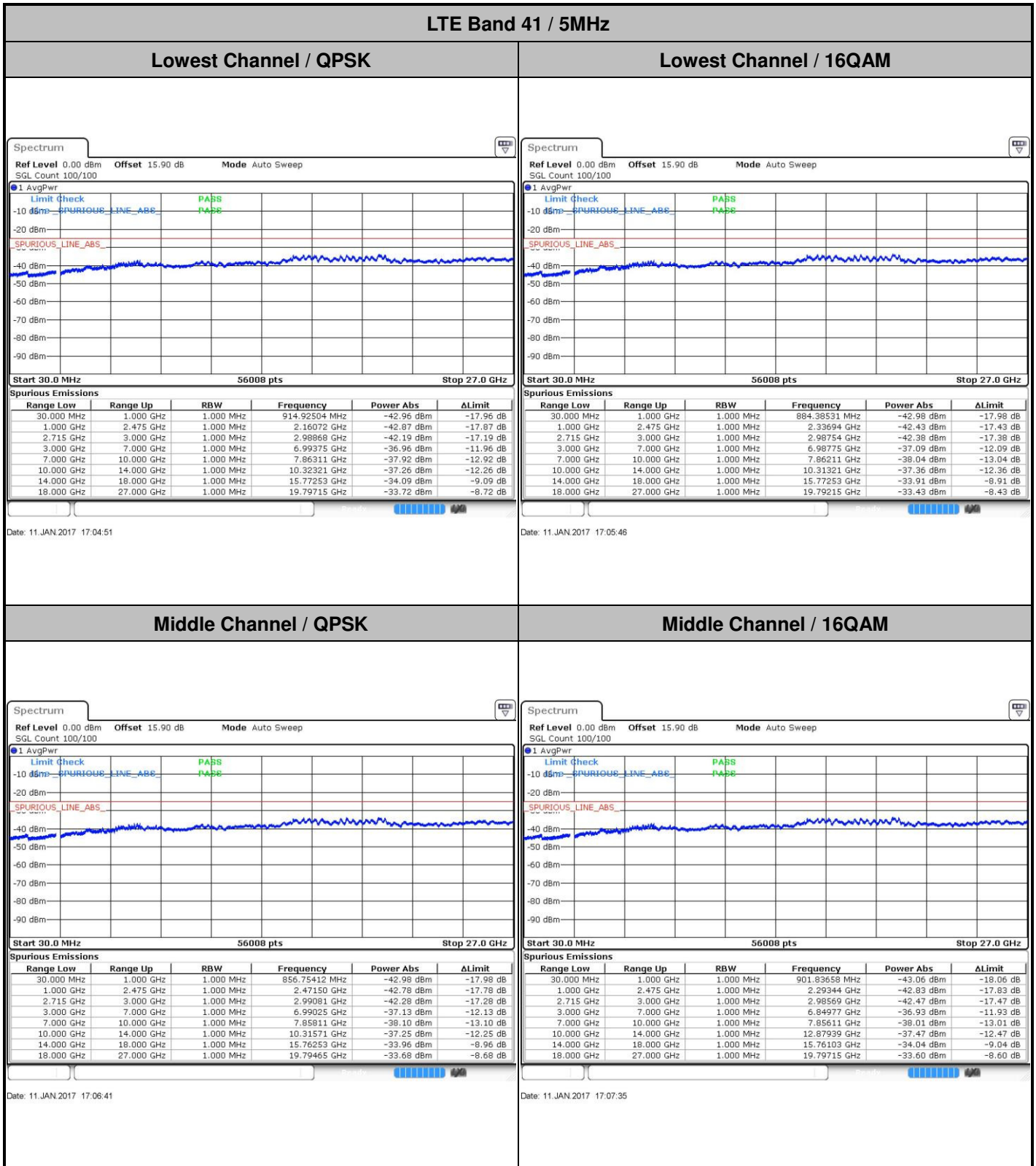
Highest Band Edge / Full RB



Date: 11.JAN.2017 18:38:25



Conducted Spurious Emission

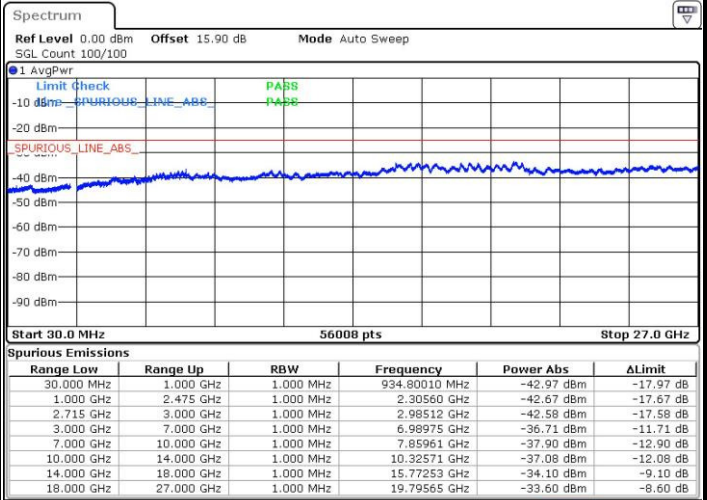
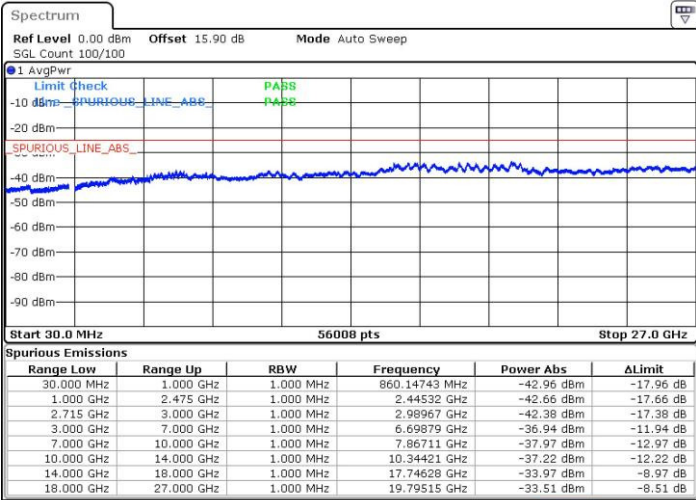




LTE Band 41 / 5MHz

Highest Channel / QPSK

Highest Channel / 16QAM



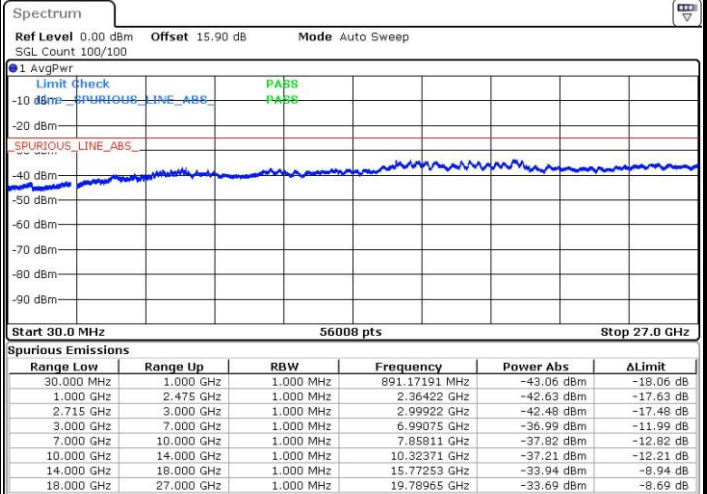
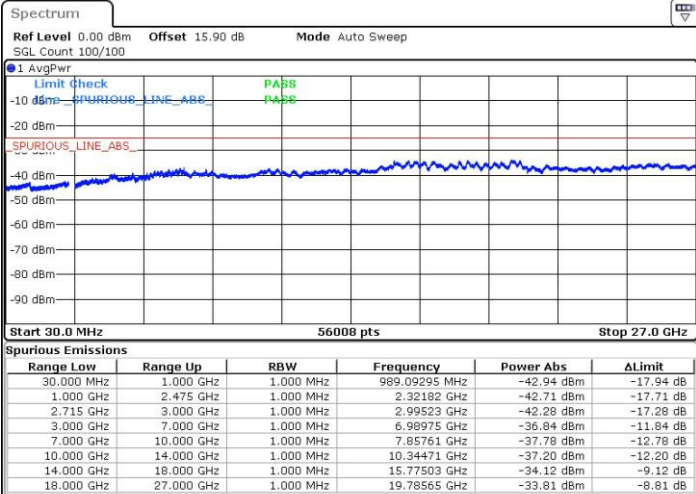
Date: 11.JAN.2017 19:01:07

Date: 11.JAN.2017 19:00:03

LTE Band 41 / 10MHz

Lowest Channel / QPSK

Lowest Channel / 16QAM



Date: 11.JAN.2017 17:57:24

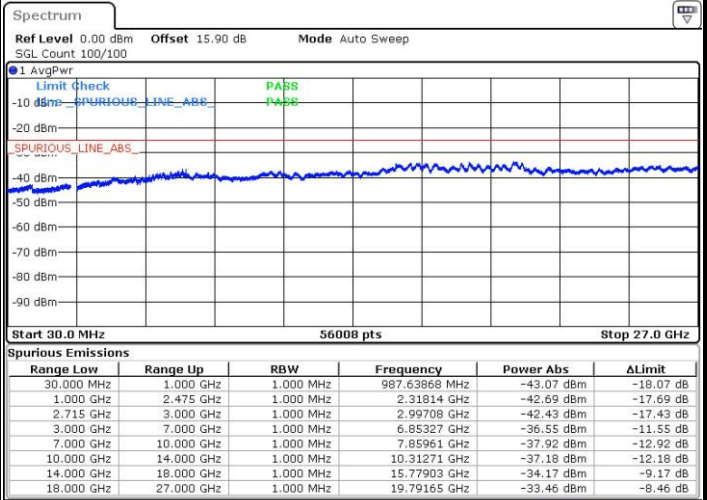
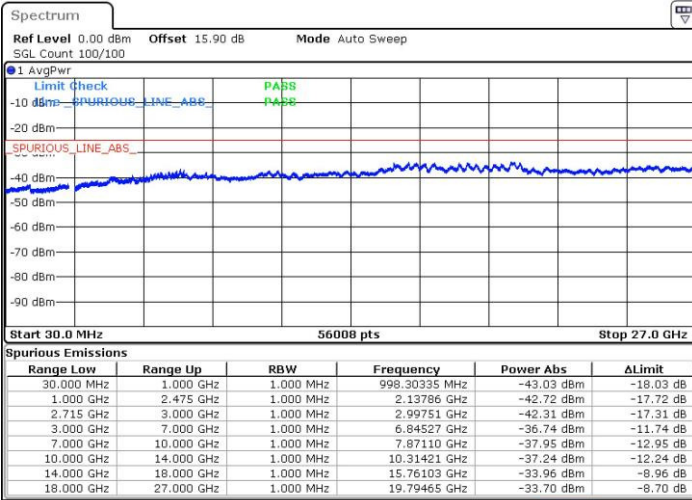
Date: 11.JAN.2017 17:58:19



LTE Band 41 / 10MHz

Middle Channel / QPSK

Middle Channel / 16QAM

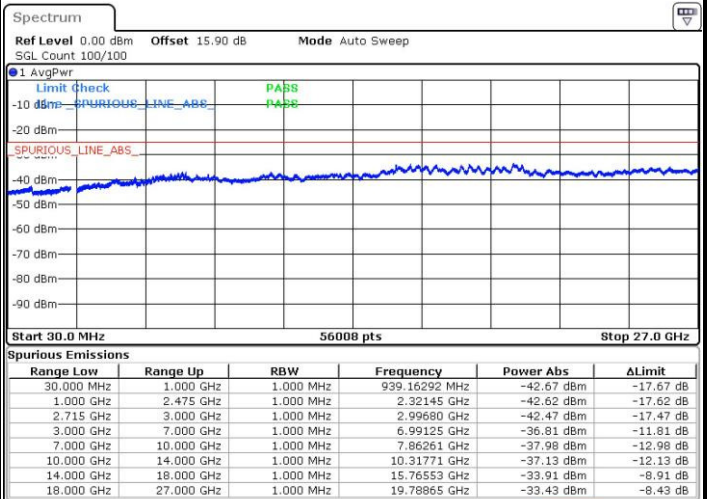
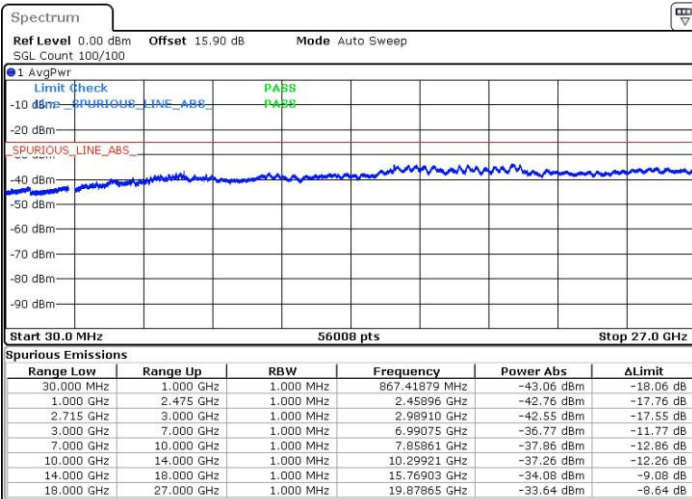


Date: 11.JAN.2017 17:59:13

Date: 11.JAN.2017 18:00:08

Highest Channel / QPSK

Highest Channel / 16QAM



Date: 11.JAN.2017 18:05:41

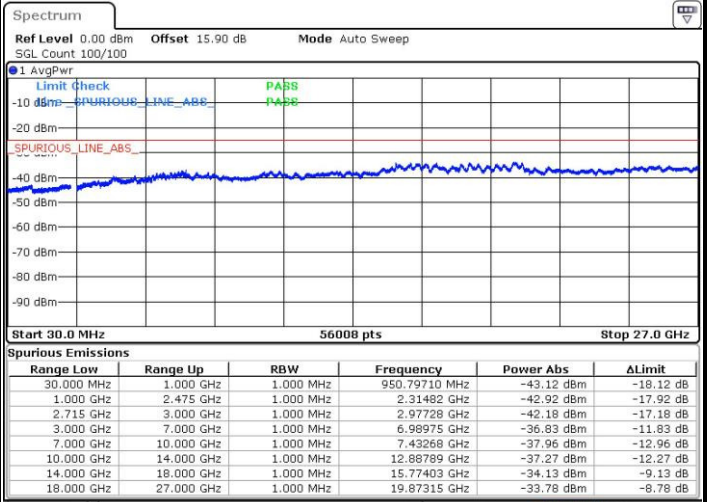
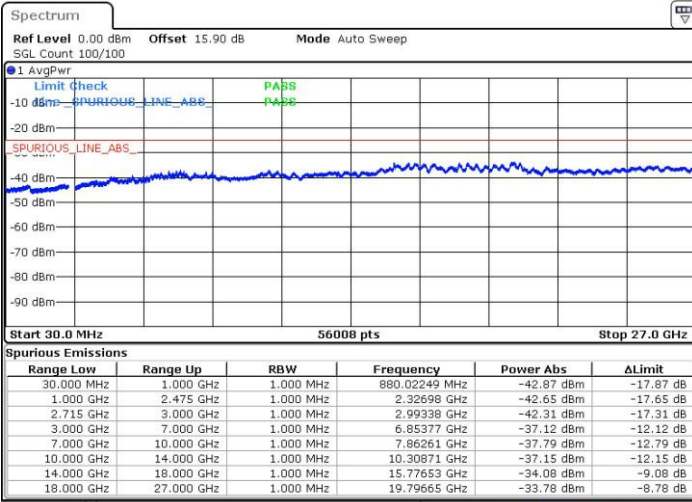
Date: 11.JAN.2017 18:06:36



LTE Band 41 / 15MHz

Lowest Channel / QPSK

Lowest Channel / 16QAM

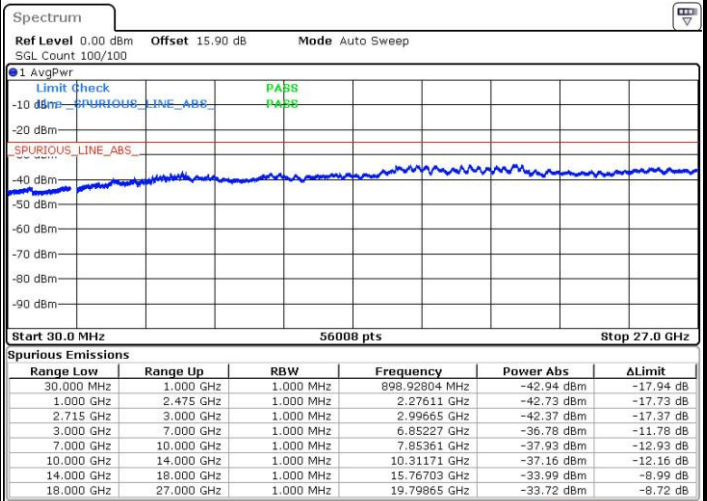
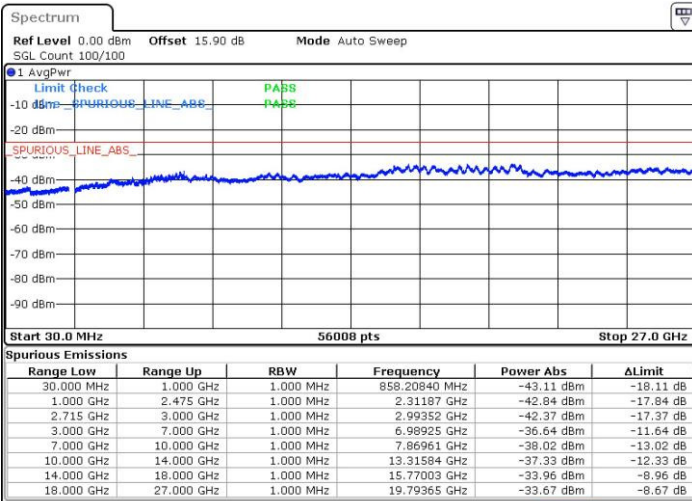


Date: 11.JAN.2017 18:17:27

Date: 11.JAN.2017 18:18:21

Middle Channel / QPSK

Middle Channel / 16QAM



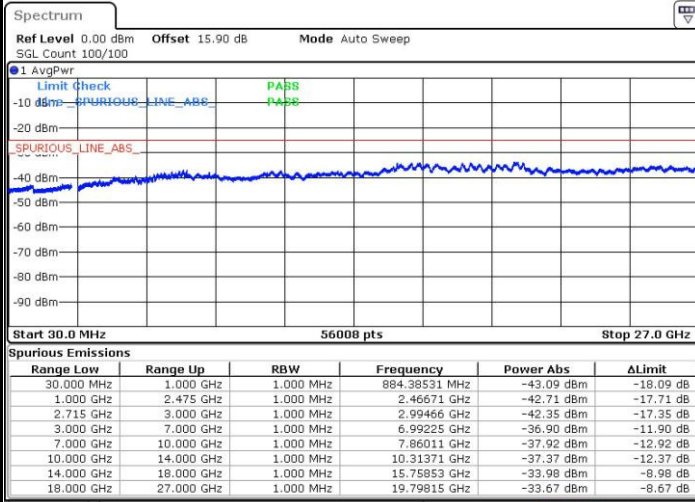
Date: 11.JAN.2017 18:19:16

Date: 11.JAN.2017 18:20:11



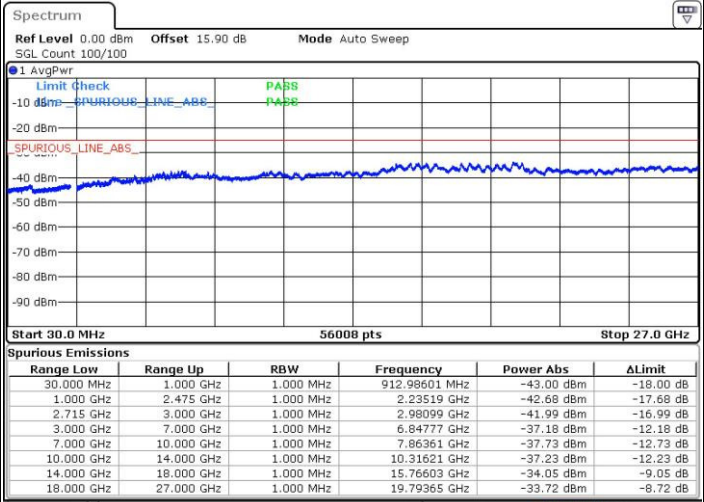
LTE Band 41 / 15MHz

Highest Channel / QPSK



Date: 11.JAN.2017 18:25:43

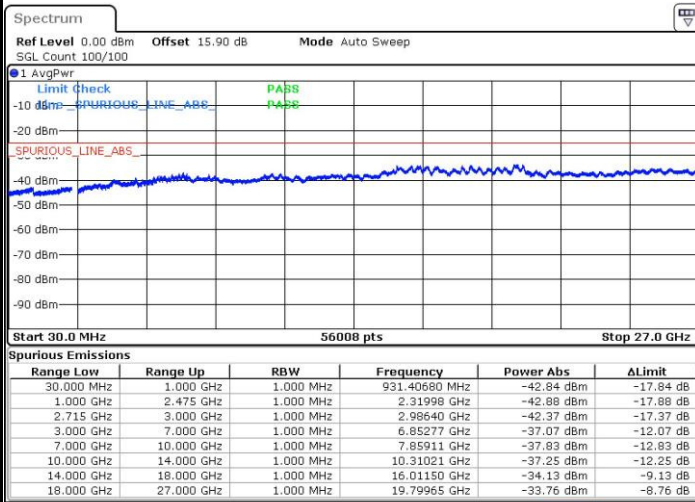
Highest Channel / 16QAM



Date: 11.JAN.2017 18:26:38

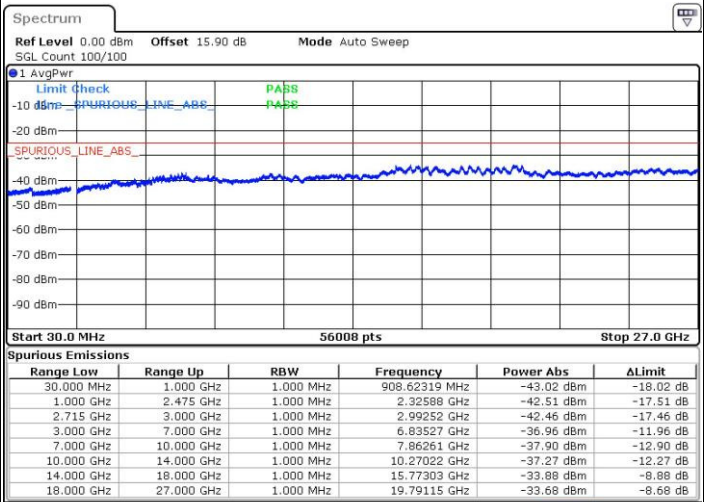
LTE Band 41 / 20MHz

Lowest Channel / QPSK



Date: 11.JAN.2017 18:32:13

Lowest Channel / 16QAM



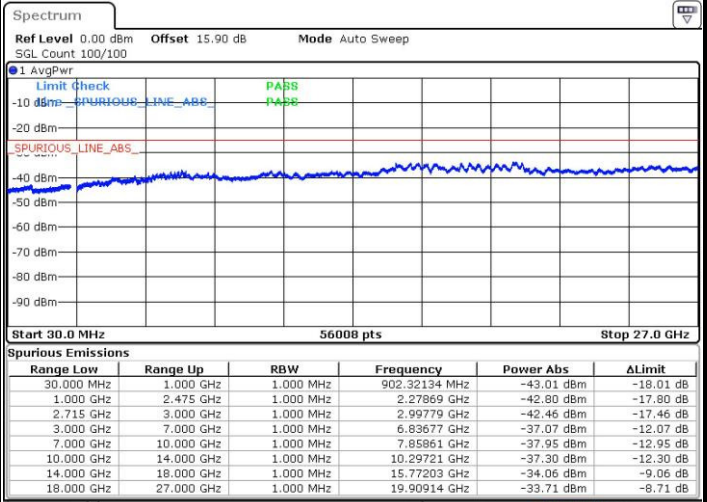
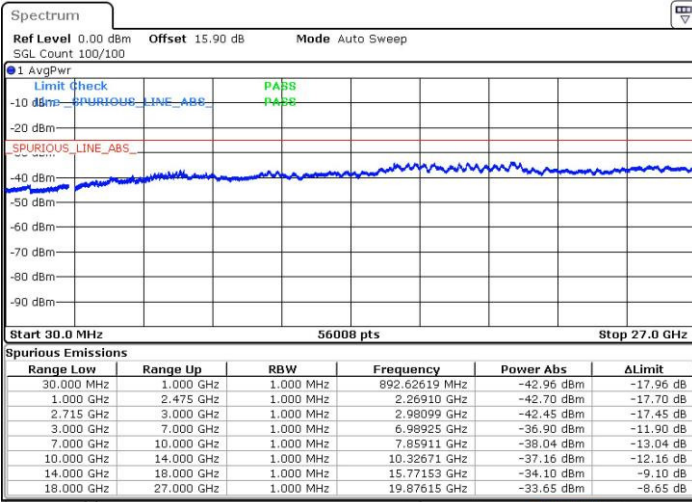
Date: 11.JAN.2017 18:33:07



LTE Band 41 / 20MHz

Middle Channel / QPSK

Middle Channel / 16QAM

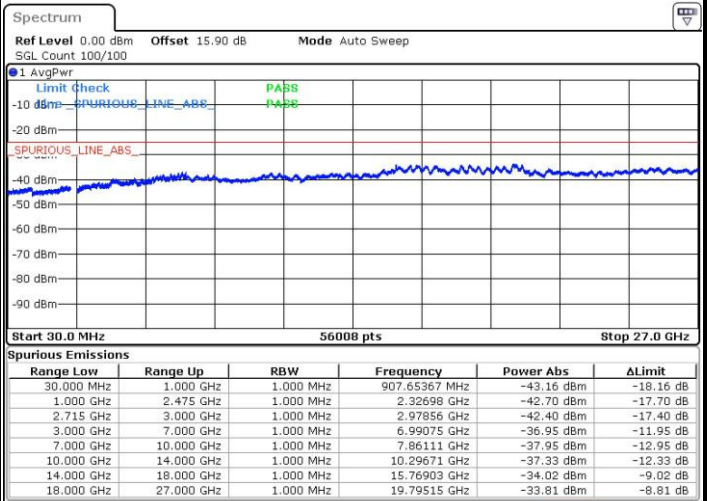
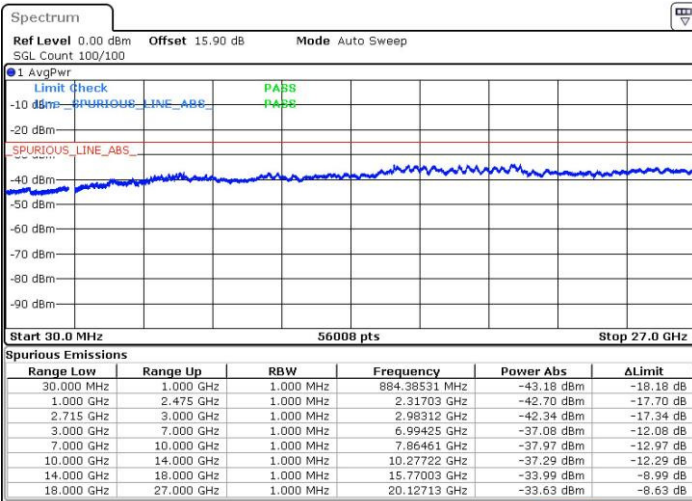


Date: 11.JAN.2017 18:34:02

Date: 11.JAN.2017 18:34:57

Highest Channel / QPSK

Highest Channel / 16QAM



Date: 11.JAN.2017 18:40:29

Date: 11.JAN.2017 18:41:24



Frequency Stability

Test Conditions		LTE Band 41 (QPSK) / Middle Channel	Limit
Temperature (°C)	Voltage (Volt)	BW 10MHz	Note 2.
		Deviation (ppm)	Result
50	Normal Voltage	0.0003	PASS
40	Normal Voltage	0.0000	
30	Normal Voltage	0.0006	
20(Ref.)	Normal Voltage	0.0000	
10	Normal Voltage	0.0093	
0	Normal Voltage	0.0085	
-10	Normal Voltage	0.0008	
-20	Normal Voltage	0.0003	
-30	Normal Voltage	0.0091	
20	Maximum Voltage	0.0005	
20	Normal Voltage	0.0000	
20	Battery End Point	0.0001	

Note:

1. Normal Voltage =3.85 V. ; Battery End Point (BEP) =3.6 V. ; Maximum Voltage =4.4 V.
2. Note: The frequency fundamental emissions stay within the authorized frequency block.



Appendix B. Test Results of ERP/EIRP and Radiated Test

ERP/EIRP

LTE Band 2 / 1.4MHz (Average) (GT - LC = -0.1 dB)							
Channel	Mode	RB		Conducted		EIRP	
		Size	Offset	Power (dBm)	Power (Watts)	EIRP(dBm)	EIRP(W)
Lowest	QPSK	3	1	22.39	0.1734	22.29	0.1694
Middle		3	1	22.89	0.1945	22.79	0.1901
Highest		3	1	23.36	0.2168	23.26	0.2118
Lowest	16QAM	1	3	21.67	0.1469	21.57	0.1435
Middle		1	3	22.12	0.1629	22.02	0.1592
Highest		1	3	22.66	0.1845	22.56	0.1803
Limit	EIRP < 2W			Result		PASS	

LTE Band 2 / 3MHz (Average) (GT - LC = -0.1 dB)							
Channel	Mode	RB		Conducted		EIRP	
		Size	Offset	Power (dBm)	Power (Watts)	EIRP(dBm)	EIRP(W)
Lowest	QPSK	1	8	22.36	0.1722	22.26	0.1683
Middle		1	8	22.83	0.1919	22.73	0.1875
Highest		1	8	23.34	0.2158	23.24	0.2109
Lowest	16QAM	1	8	21.62	0.1452	21.52	0.1419
Middle		1	8	22.08	0.1614	21.98	0.1578
Highest		1	8	22.60	0.1820	22.50	0.1778
Limit	EIRP < 2W			Result		PASS	

LTE Band 2 / 5MHz (Average) (GT - LC = -0.1 dB)							
Channel	Mode	RB		Conducted		EIRP	
		Size	Offset	Power (dBm)	Power (Watts)	EIRP(dBm)	EIRP(W)
Lowest	QPSK	1	0	22.48	0.1770	22.38	0.1730
Middle		1	0	22.93	0.1963	22.83	0.1919
Highest		1	0	23.46	0.2218	23.36	0.2168
Lowest	16QAM	1	0	21.74	0.1493	21.64	0.1459
Middle		1	0	22.17	0.1648	22.07	0.1611
Highest		1	0	22.71	0.1866	22.61	0.1824
Limit	EIRP < 2W			Result		PASS	



LTE Band 2 / 10MHz (Average) (GT - LC = -0.1 dB)							
Channel	Mode	RB		Conducted		EIRP	
		Size	Offset	Power (dBm)	Power (Watts)	EIRP(dBm)	EIRP(W)
Lowest	QPSK	1	0	22.74	0.1879	22.64	0.1837
Middle		1	0	23.07	0.2028	22.97	0.1982
Highest		1	0	23.52	0.2249	23.42	0.2198
Lowest	16QAM	1	0	22.11	0.1626	22.01	0.1589
Middle		1	0	22.36	0.1722	22.26	0.1683
Highest		1	0	22.84	0.1923	22.74	0.1879
Limit	EIRP < 2W			Result		PASS	

LTE Band 2 / 15MHz (Average) (GT - LC = -0.1 dB)							
Channel	Mode	RB		Conducted		EIRP	
		Size	Offset	Power (dBm)	Power (Watts)	EIRP(dBm)	EIRP(W)
Lowest	QPSK	1	74	22.68	0.1854	22.58	0.1811
Middle		1	74	23.28	0.2128	23.18	0.2080
Highest		1	74	23.54	0.2259	23.44	0.2208
Lowest	16QAM	1	74	21.89	0.1545	21.79	0.1510
Middle		1	74	22.54	0.1795	22.44	0.1754
Highest		1	74	22.85	0.1928	22.75	0.1884
Limit	EIRP < 2W			Result		PASS	

LTE Band 2 / 20MHz (Average) (GT - LC = -0.1 dB)							
Channel	Mode	RB		Conducted		EIRP	
		Size	Offset	Power (dBm)	Power (Watts)	EIRP(dBm)	EIRP(W)
Lowest	QPSK	1	99	22.86	0.1932	22.76	0.1888
Middle		1	99	23.27	0.2123	23.17	0.2075
Highest		1	99	23.55	0.2265	23.45	0.2213
Lowest	16QAM	1	99	22.12	0.1629	22.02	0.1592
Middle		1	99	22.48	0.1770	22.38	0.1730
Highest		1	99	22.75	0.1884	22.65	0.1841
Limit	EIRP < 2W			Result		PASS	



LTE Band 4 / 1.4MHz (Average) (GT - LC = -3 dB)							
Channel	Mode	RB		Conducted		EIRP	
		Size	Offset	Power (dBm)	Power (Watts)	EIRP(dBm)	EIRP(W)
Lowest	QPSK	3	3	22.75	0.1884	19.75	0.0944
Middle		3	3	22.68	0.1854	19.68	0.0929
Highest		3	3	22.72	0.1871	19.72	0.0938
Lowest	16QAM	3	1	21.73	0.1489	18.73	0.0746
Middle		3	1	21.83	0.1524	18.83	0.0764
Highest		3	1	21.93	0.1560	18.93	0.0782
Limit	EIRP < 1W			Result		PASS	

LTE Band 4 / 3MHz (Average) (GT - LC = -3 dB)							
Channel	Mode	RB		Conducted		EIRP	
		Size	Offset	Power (dBm)	Power (Watts)	EIRP(dBm)	EIRP(W)
Lowest	QPSK	1	0	22.88	0.1941	19.88	0.0973
Middle		1	0	22.72	0.1871	19.72	0.0938
Highest		1	0	22.56	0.1803	19.56	0.0904
Lowest	16QAM	1	0	22.12	0.1629	19.12	0.0817
Middle		1	0	21.98	0.1578	18.98	0.0791
Highest		1	0	21.86	0.1535	18.86	0.0769
Limit	EIRP < 1W			Result		PASS	

LTE Band 4 / 5MHz (Average) (GT - LC = -3 dB)							
Channel	Mode	RB		Conducted		EIRP	
		Size	Offset	Power (dBm)	Power (Watts)	EIRP(dBm)	EIRP(W)
Lowest	QPSK	1	0	22.98	0.1986	19.98	0.0995
Middle		1	0	22.76	0.1888	19.76	0.0946
Highest		1	0	22.75	0.1884	19.75	0.0944
Lowest	16QAM	1	0	22.20	0.1660	19.20	0.0832
Middle		1	0	22.03	0.1596	19.03	0.0800
Highest		1	0	22.05	0.1603	19.05	0.0804
Limit	EIRP < 1W			Result		PASS	



LTE Band 4 / 10MHz (Average) (GT - LC = -3 dB)							
Channel	Mode	RB		Conducted		EIRP	
		Size	Offset	Power (dBm)	Power (Watts)	EIRP(dBm)	EIRP(W)
Lowest	QPSK	1	0	23.05	0.2018	20.05	0.1012
Middle		1	0	22.97	0.1982	19.97	0.0993
Highest		1	0	22.97	0.1982	19.97	0.0993
Lowest	16QAM	1	0	22.41	0.1742	19.41	0.0873
Middle		1	0	22.28	0.1690	19.28	0.0847
Highest		1	0	22.31	0.1702	19.31	0.0853
Limit	EIRP < 1W			Result		PASS	

LTE Band 4 / 15MHz (Average) (GT - LC = -3 dB)							
Channel	Mode	RB		Conducted		EIRP	
		Size	Offset	Power (dBm)	Power (Watts)	EIRP(dBm)	EIRP(W)
Lowest	QPSK	1	74	22.98	0.1986	19.98	0.0995
Middle		1	74	23.00	0.1995	20.00	0.1000
Highest		1	74	22.79	0.1901	19.79	0.0953
Lowest	16QAM	1	0	22.30	0.1698	19.30	0.0851
Middle		1	0	22.37	0.1726	19.37	0.0865
Highest		1	0	22.21	0.1663	19.21	0.0834
Limit	EIRP < 1W			Result		PASS	

LTE Band 4 / 20MHz (Average) (GT - LC = -3 dB)							
Channel	Mode	RB		Conducted		EIRP	
		Size	Offset	Power (dBm)	Power (Watts)	EIRP(dBm)	EIRP(W)
Lowest	QPSK	1	0	23.01	0.2000	20.01	0.1002
Middle		1	0	23.07	0.2028	20.07	0.1016
Highest		1	0	23.04	0.2014	20.04	0.1009
Lowest	16QAM	1	0	22.18	0.1652	19.18	0.0828
Middle		1	0	22.15	0.1641	19.15	0.0822
Highest		1	0	22.21	0.1663	19.21	0.0834
Limit	EIRP < 1W			Result		PASS	



LTE Band 5 / 1.4MHz (Average) (GT - LC = -3.5 dB)							
Channel	Mode	RB		Conducted		ERP	
		Size	Offset	Power (dBm)	Power (Watts)	ERP(dBm)	ERP(W)
Lowest	QPSK	3	1	22.98	0.1986	17.33	0.0541
Middle		3	1	23.00	0.1995	17.35	0.0543
Highest		3	1	22.15	0.1641	16.50	0.0447
Lowest	16QAM	1	3	22.27	0.1687	16.62	0.0459
Middle		1	3	22.21	0.1663	16.56	0.0453
Highest		1	3	21.38	0.1374	15.73	0.0374
Limit	ERP < 7W			Result		PASS	

LTE Band 5 / 3MHz (Average) (GT - LC = -3.5 dB)							
Channel	Mode	RB		Conducted		ERP	
		Size	Offset	Power (dBm)	Power (Watts)	ERP(dBm)	ERP(W)
Lowest	QPSK	1	0	22.92	0.1959	17.27	0.0533
Middle		1	0	22.96	0.1977	17.31	0.0538
Highest		1	0	22.77	0.1892	17.12	0.0515
Lowest	16QAM	1	0	22.24	0.1675	16.59	0.0456
Middle		1	0	22.32	0.1706	16.67	0.0465
Highest		1	0	22.04	0.1600	16.39	0.0436
Limit	ERP < 7W			Result		PASS	

LTE Band 5 / 5MHz (Average) (GT - LC = -3.5 dB)							
Channel	Mode	RB		Conducted		ERP	
		Size	Offset	Power (dBm)	Power (Watts)	ERP(dBm)	ERP(W)
Lowest	QPSK	1	24	22.99	0.1991	17.34	0.0542
Middle		1	24	22.71	0.1866	17.06	0.0508
Highest		1	24	22.04	0.1600	16.39	0.0436
Lowest	16QAM	1	12	22.37	0.1726	16.72	0.0470
Middle		1	12	22.28	0.1690	16.63	0.0460
Highest		1	12	21.92	0.1556	16.27	0.0424
Limit	ERP < 7W			Result		PASS	



LTE Band 5 / 10MHz (Average) (GT - LC = -3.5 dB)							
Channel	Mode	RB		Conducted		ERP	
		Size	Offset	Power (dBm)	Power (Watts)	ERP(dBm)	ERP(W)
Lowest	QPSK	1	0	22.87	0.1936	17.22	0.0527
Middle		1	0	23.01	0.2000	17.36	0.0545
Highest		1	0	22.73	0.1875	17.08	0.0511
Lowest	16QAM	1	25	22.28	0.1690	16.63	0.0460
Middle		1	25	22.25	0.1679	16.60	0.0457
Highest		1	25	21.79	0.1510	16.14	0.0411
Limit	ERP < 7W			Result		PASS	



LTE Band 7 / 5MHz (Average) (GT - LC = -2 dB)							
Channel	Mode	RB		Conducted		EIRP	
		Size	Offset	Power (dBm)	Power (Watts)	EIRP(dBm)	EIRP(W)
Lowest	QPSK	1.00	0.00	23.29	0.2133	21.29	0.1346
Middle		1.00	0.00	23.48	0.2228	21.48	0.1406
Highest		1.00	0.00	23.33	0.2153	21.33	0.1358
Lowest	16QAM	1.00	0.00	22.57	0.1807	20.57	0.1140
Middle		1.00	0.00	22.74	0.1879	20.74	0.1186
Highest		1.00	0.00	22.59	0.1816	20.59	0.1146
Limit	EIRP < 2W			Result		PASS	

LTE Band 7 / 10MHz (Average) (GT - LC = -2 dB)							
Channel	Mode	RB		Conducted		EIRP	
		Size	Offset	Power (dBm)	Power (Watts)	EIRP(dBm)	EIRP(W)
Lowest	QPSK	1.00	0.00	23.32	0.2148	21.32	0.1355
Middle		1.00	0.00	23.60	0.2291	21.60	0.1445
Highest		1.00	0.00	23.61	0.2296	21.61	0.1449
Lowest	16QAM	1.00	0.00	22.54	0.1795	20.54	0.1132
Middle		1.00	0.00	22.91	0.1954	20.91	0.1233
Highest		1.00	0.00	22.98	0.1986	20.98	0.1253
Limit	EIRP < 2W			Result		PASS	

LTE Band 7 / 15MHz (Average) (GT - LC = -2 dB)							
Channel	Mode	RB		Conducted		EIRP	
		Size	Offset	Power (dBm)	Power (Watts)	EIRP(dBm)	EIRP(W)
Lowest	QPSK	1.00	0.00	23.41	0.2193	21.41	0.1384
Middle		1.00	0.00	23.68	0.2333	21.68	0.1472
Highest		1.00	0.00	23.65	0.2317	21.65	0.1462
Lowest	16QAM	1.00	0.00	22.72	0.1871	20.72	0.1180
Middle		1.00	0.00	22.94	0.1968	20.94	0.1242
Highest		1.00	0.00	22.92	0.1959	20.92	0.1236
Limit	EIRP < 2W			Result		PASS	



LTE Band 7 / 20MHz (Average) (GT - LC = -2 dB)							
Channel	Mode	RB		Conducted		EIRP	
		Size	Offset	Power (dBm)	Power (Watts)	EIRP(dBm)	EIRP(W)
Lowest	QPSK	1.00	0.00	23.71	0.2350	21.71	0.1483
Middle		1.00	0.00	24.00	0.2512	22.00	0.1585
Highest		1.00	0.00	23.39	0.2183	21.39	0.1377
Lowest	16QAM	1.00	0.00	22.74	0.1879	20.74	0.1186
Middle		1.00	0.00	23.18	0.2080	21.18	0.1312
Highest		1.00	0.00	22.48	0.1770	20.48	0.1117
Limit	EIRP < 2W			Result		PASS	



LTE Band 12 / 1.4MHz (Average) (GT - LC = -3.7 dB)							
Channel	Mode	RB		Conducted		ERP	
		Size	Offset	Power (dBm)	Power (Watts)	ERP(dBm)	ERP(W)
Lowest	QPSK	1	3	23.01	0.2000	17.16	0.0520
Middle		1	3	22.82	0.1914	16.97	0.0498
Highest		1	3	23.11	0.2046	17.26	0.0532
Lowest	16QAM	1	3	22.29	0.1694	16.44	0.0441
Middle		1	3	22.12	0.1629	16.27	0.0424
Highest		1	3	22.32	0.1706	16.47	0.0444
Limit	ERP < 3W			Result		PASS	

LTE Band 12 / 3MHz (Average) (GT - LC = -3.7 dB)							
Channel	Mode	RB		Conducted		ERP	
		Size	Offset	Power (dBm)	Power (Watts)	ERP(dBm)	ERP(W)
Lowest	QPSK	1	0	22.97	0.1982	17.12	0.0515
Middle		1	0	22.91	0.1954	17.06	0.0508
Highest		1	0	23.09	0.2037	17.24	0.0530
Lowest	16QAM	1	14	22.19	0.1656	16.34	0.0431
Middle		1	14	22.19	0.1656	16.34	0.0431
Highest		1	14	22.37	0.1726	16.52	0.0449
Limit	ERP < 3W			Result		PASS	

LTE Band 12 / 5MHz (Average) (GT - LC = -3.7 dB)							
Channel	Mode	RB		Conducted		ERP	
		Size	Offset	Power (dBm)	Power (Watts)	ERP(dBm)	ERP(W)
Lowest	QPSK	1	24	22.86	0.1932	17.01	0.0502
Middle		1	24	22.99	0.1991	17.14	0.0518
Highest		1	24	23.10	0.2042	17.25	0.0531
Lowest	16QAM	1	24	22.15	0.1641	16.30	0.0427
Middle		1	24	22.25	0.1679	16.40	0.0437
Highest		1	24	22.33	0.1710	16.48	0.0445
Limit	ERP < 3W			Result		PASS	



LTE Band 12 / 10MHz (Average) (GT - LC = -3.7 dB)							
Channel	Mode	RB		Conducted		ERP	
		Size	Offset	Power (dBm)	Power (Watts)	ERP(dBm)	ERP(W)
Lowest	QPSK	1	49	23.03	0.2009	17.18	0.0522
Middle		1	49	23.11	0.2046	17.26	0.0532
Highest		1	49	23.08	0.2032	17.23	0.0528
Lowest	16QAM	1	49	22.31	0.1702	16.46	0.0443
Middle		1	49	22.24	0.1675	16.39	0.0436
Highest		1	49	22.38	0.1730	16.53	0.0450
Limit	ERP < 3W			Result		PASS	



LTE Band 17 / 5MHz (Average) (GT - LC = -3.7 dB)							
Channel	Mode	RB		Conducted		ERP	
		Size	Offset	Power (dBm)	Power (Watts)	ERP(dBm)	ERP(W)
Lowest	QPSK	1	12	22.79	0.1901	16.94	0.0494
Middle		1	12	22.88	0.1941	17.03	0.0505
Highest		1	12	22.92	0.1959	17.07	0.0509
Lowest	16QAM	1	12	22.11	0.1626	16.26	0.0423
Middle		1	12	22.18	0.1652	16.33	0.0430
Highest		1	12	22.25	0.1679	16.40	0.0437
Limit	ERP < 3W			Result		PASS	

LTE Band 17 / 10MHz (Average) (GT - LC = -3.7 dB)							
Channel	Mode	RB		Conducted		ERP	
		Size	Offset	Power (dBm)	Power (Watts)	ERP(dBm)	ERP(W)
Lowest	QPSK	1	25	22.88	0.1941	17.03	0.0505
Middle		1	25	22.94	0.1968	17.09	0.0512
Highest		1	25	22.82	0.1914	16.97	0.0498
Lowest	16QAM	1	25	22.19	0.1656	16.34	0.0431
Middle		1	25	22.17	0.1648	16.32	0.0429
Highest		1	25	22.09	0.1618	16.24	0.0421
Limit	ERP < 3W			Result		PASS	



LTE Band 41 / 5MHz (Average) (GT - LC = -2 dB)							
Channel	Mode	RB		Conducted		EIRP	
		Size	Offset	Power (dBm)	Power (Watts)	EIRP(dBm)	EIRP(W)
Lowest	QPSK	1.00	0.00	22.82	0.1914	20.82	0.1208
Middle		1.00	0.00	22.74	0.1879	20.74	0.1186
Highest		1.00	0.00	22.34	0.1714	20.34	0.1081
Lowest	16QAM	1.00	12.00	21.92	0.1556	19.92	0.0982
Middle		1.00	12.00	21.66	0.1466	19.66	0.0925
Highest		1.00	12.00	21.33	0.1358	19.33	0.0857
Limit	EIRP < 2W			Result		PASS	

LTE Band 41 / 10MHz (Average) (GT - LC = -2 dB)							
Channel	Mode	RB		Conducted		EIRP	
		Size	Offset	Power (dBm)	Power (Watts)	EIRP(dBm)	EIRP(W)
Lowest	QPSK	1.00	0.00	23.06	0.2023	21.06	0.1276
Middle		1.00	0.00	23.06	0.2023	21.06	0.1276
Highest		1.00	0.00	22.70	0.1862	20.70	0.1175
Lowest	16QAM	1.00	0.00	22.24	0.1675	20.24	0.1057
Middle		1.00	0.00	22.07	0.1611	20.07	0.1016
Highest		1.00	0.00	21.74	0.1493	19.74	0.0942
Limit	EIRP < 2W			Result		PASS	

LTE Band 41 / 15MHz (Average) (GT - LC = -2 dB)							
Channel	Mode	RB		Conducted		EIRP	
		Size	Offset	Power (dBm)	Power (Watts)	EIRP(dBm)	EIRP(W)
Lowest	QPSK	1.00	74.00	23.03	0.2009	21.03	0.1268
Middle		1.00	74.00	22.89	0.1945	20.89	0.1227
Highest		1.00	74.00	22.47	0.1766	20.47	0.1114
Lowest	16QAM	1.00	0.00	22.25	0.1679	20.25	0.1059
Middle		1.00	0.00	22.01	0.1589	20.01	0.1002
Highest		1.00	0.00	21.68	0.1472	19.68	0.0929
Limit	EIRP < 2W			Result		PASS	



LTE Band 41 / 20MHz (Average) (GT - LC = -2 dB)							
Channel	Mode	RB		Conducted		EIRP	
		Size	Offset	Power (dBm)	Power (Watts)	EIRP(dBm)	EIRP(W)
Lowest	QPSK	1.00	0.00	23.08	0.2032	21.08	0.1282
Middle		1.00	0.00	22.88	0.1941	20.88	0.1225
Highest		1.00	0.00	22.55	0.1799	20.55	0.1135
Lowest	16QAM	1.00	0.00	22.05	0.1603	20.05	0.1012
Middle		1.00	0.00	21.96	0.1570	19.96	0.0991
Highest		1.00	0.00	21.60	0.1445	19.60	0.0912
Limit	EIRP < 2W			Result		PASS	



LTE Band 38 / 5MHz (Average) (GT - LC = -1.6 dB)							
Channel	Mode	RB		Conducted		EIRP	
		Size	Offset	Power (dBm)	Power (Watts)	EIRP(dBm)	EIRP(W)
Lowest	QPSK	1.00	0.00	22.51	0.1782	20.91	0.1233
Middle		1.00	0.00	22.38	0.1730	20.78	0.1197
Highest		1.00	0.00	22.30	0.1698	20.70	0.1175
Lowest	16QAM	1.00	12.00	21.54	0.1426	19.94	0.0986
Middle		1.00	12.00	21.39	0.1377	19.79	0.0953
Highest		1.00	12.00	21.37	0.1371	19.77	0.0948
Limit	EIRP < 2W			Result		PASS	

LTE Band 38 / 10MHz (Average) (GT - LC = -1.6 dB)							
Channel	Mode	RB		Conducted		EIRP	
		Size	Offset	Power (dBm)	Power (Watts)	EIRP(dBm)	EIRP(W)
Lowest	QPSK	1.00	49	22.65	0.1841	21.05	0.1274
Middle		1.00	49	22.62	0.1828	21.02	0.1265
Highest		1.00	49	22.57	0.1807	20.97	0.1250
Lowest	16QAM	1.00	0.00	21.81	0.1517	20.21	0.1050
Middle		1.00	0.00	21.63	0.1455	20.03	0.1007
Highest		1.00	0.00	21.60	0.1445	20.00	0.1000
Limit	EIRP < 2W			Result		PASS	

LTE Band 38 / 15MHz (Average) (GT - LC = -1.6 dB)							
Channel	Mode	RB		Conducted		EIRP	
		Size	Offset	Power (dBm)	Power (Watts)	EIRP(dBm)	EIRP(W)
Lowest	QPSK	1.00	0.00	22.64	0.1837	21.04	0.1271
Middle		1.00	0.00	22.55	0.1799	20.95	0.1245
Highest		1.00	0.00	22.47	0.1766	20.87	0.1222
Lowest	16QAM	1.00	0.00	21.67	0.1469	20.07	0.1016
Middle		1.00	0.00	21.56	0.1432	19.96	0.0991
Highest		1.00	0.00	21.51	0.1416	19.91	0.0979
Limit	EIRP < 2W			Result		PASS	



LTE Band 38 / 20MHz (Average) (GT - LC = -1.6 dB)							
Channel	Mode	RB		Conducted		EIRP	
		Size	Offset	Power (dBm)	Power (Watts)	EIRP(dBm)	EIRP(W)
Lowest	QPSK	1.00	0.00	22.72	0.1871	21.12	0.1294
Middle		1.00	0.00	22.63	0.1832	21.03	0.1268
Highest		1.00	0.00	22.60	0.1820	21.00	0.1259
Lowest	16QAM	1.00	0.00	21.70	0.1479	20.10	0.1023
Middle		1.00	0.00	21.64	0.1459	20.04	0.1009
Highest		1.00	0.00	21.56	0.1432	19.96	0.0991
Limit	EIRP < 2W			Result		PASS	



Radiated Spurious Emission

LTE Band 2

LTE Band 2 / 1.4MHz / QPSK									
Channel	Frequency (MHz)	EIRP (dBm)	Limit (dBm)	Over Limit (dB)	SPA Reading (dBm)	S.G. Power (dBm)	TX Cable loss (dB)	TX Antenna Gain (dBi)	Polarization (H/V)
Lowest	3702	-59.32	-13	-46.32	-76.23	-65.89	1.67	8.24	H
	5550	-53.37	-13	-40.37	-76.07	-60.44	2.65	9.72	H
	7398	-50.74	-13	-37.74	-77.75	-59.87	2.46	11.60	H
									H
									H
									H
	3702	-58.78	-13	-45.78	-75.73	-65.35	1.67	8.24	V
	5550	-52.61	-13	-39.61	-75.17	-59.68	2.65	9.72	V
	7398	-50.72	-13	-37.72	-77.79	-59.85	2.46	11.60	V
									V
Middle	3756	-58.99	-13	-45.99	-75.94	-65.61	1.68	8.31	H
	5640	-54.52	-13	-41.52	-77.24	-61.57	2.71	9.76	H
	7518	-49.91	-13	-36.91	-77.26	-59.3	2.42	11.81	H
									H
									H
									H
	3756	-59.20	-13	-46.20	-76.3	-65.82	1.68	8.31	V
	5640	-54.72	-13	-41.72	-77.39	-61.77	2.71	9.76	V
	7518	-50.09	-13	-37.09	-77.47	-59.48	2.42	11.81	V
									V
Highest	3816	-59.13	-13	-46.13	-76.23	-65.81	1.70	8.38	H
	5724	-54.42	-13	-41.42	-77.4	-61.46	2.75	9.79	H
	7632	-50.22	-13	-37.22	-77.6	-59.71	2.39	11.88	H
									H
									H
									H
	3816	-58.67	-13	-45.67	-75.97	-65.35	1.70	8.38	V
	5724	-54.04	-13	-41.04	-76.87	-61.08	2.75	9.79	V
	7632	-50.34	-13	-37.34	-77.75	-59.83	2.39	11.88	V
									V

Remark: Spurious emissions within 30-1000MHz were found more than 20dB below limit line.



LTE Band 2 / 3MHz / QPSK									
Channel	Frequency (MHz)	EIRP (dBm)	Limit (dBm)	Over Limit (dB)	SPA Reading (dBm)	S.G. Power (dBm)	TX Cable loss (dB)	TX Antenna Gain (dBi)	Polarization (H/V)
Lowest	3702	-59.55	-13	-46.55	-76.43	-66.12	1.67	8.24	H
	5550	-54.01	-13	-41.01	-76.74	-61.08	2.65	9.72	H
	7398	-50.74	-13	-37.74	-77.85	-59.87	2.46	11.60	H
									H
									H
									H
									H
	3702	-58.91	-13	-45.91	-75.91	-65.48	1.67	8.24	V
	5550	-53.37	-13	-40.37	-75.93	-60.44	2.65	9.72	V
	7398	-50.56	-13	-37.56	-77.73	-59.69	2.46	11.60	V
									V
	Middle	3756	-59.11	-13	-46.11	-76	-65.73	1.68	8.31
5634		-52.41	-13	-39.41	-75.26	-59.46	2.70	9.75	H
7512		-49.83	-13	-36.83	-77.15	-59.21	2.43	11.81	H
									H
									H
									H
									H
3756		-59.22	-13	-46.22	-76.26	-65.84	1.68	8.31	V
5634		-54.67	-13	-41.67	-77.36	-61.72	2.70	9.75	V
7512		-49.76	-13	-36.76	-77.26	-59.14	2.43	11.81	V
									V
Highest		3816	-58.91	-13	-45.91	-76.15	-65.59	1.70	8.38
	5724	-54.50	-13	-41.50	-77.48	-61.54	2.75	9.79	H
	7626	-50.02	-13	-37.02	-77.46	-59.51	2.39	11.88	H
									H
									H
									H
									H
	3816	-59.10	-13	-46.10	-76.3	-65.78	1.70	8.38	V
	5724	-55.18	-13	-42.18	-77.96	-62.22	2.75	9.79	V
	7626	-50.07	-13	-37.07	-77.49	-59.56	2.39	11.88	V
									V
									V
								V	

Remark: Spurious emissions within 30-1000MHz were found more than 20dB below limit line.



LTE Band 2 / 5MHz / QPSK									
Channel	Frequency (MHz)	EIRP (dBm)	Limit (dBm)	Over Limit (dB)	SPA Reading (dBm)	S.G. Power (dBm)	TX Cable loss (dB)	TX Antenna Gain (dBi)	Polarization (H/V)
Lowest	3700	-59.24	-13	-46.24	-76.08	-65.81	1.67	8.24	H
	5550	-55.14	-13	-42.14	-77.8	-62.21	2.65	9.72	H
	7400	-50.48	-13	-37.48	-77.52	-59.62	2.46	11.60	H
									H
									H
									H
									H
	3700	-59.32	-13	-46.32	-76.32	-65.89	1.67	8.24	V
	5550	-55.52	-13	-42.52	-78.01	-62.59	2.65	9.72	V
	7400	-50.19	-13	-37.19	-77.26	-59.33	2.46	11.60	V
									V
	Middle	3755	-59.07	-13	-46.07	-76.07	-65.69	1.68	8.31
5634		-51.86	-13	-38.86	-74.66	-58.91	2.70	9.75	H
7510		-49.78	-13	-36.78	-77.05	-59.16	2.43	11.81	H
									H
									H
									H
									H
3755		-58.99	-13	-45.99	-76.12	-65.61	1.68	8.31	V
5634		-54.93	-13	-41.93	-77.57	-61.98	2.70	9.75	V
7510		-49.83	-13	-36.83	-77.22	-59.21	2.43	11.81	V
									V
Highest		3810	-59.32	-13	-46.32	-76.45	-65.99	1.70	8.37
	5718	-51.10	-13	-38.10	-74.01	-58.14	2.75	9.79	H
	7620	-49.96	-13	-36.96	-77.32	-59.44	2.39	11.87	H
									H
									H
									H
									H
	3810	-59.22	-13	-46.22	-76.46	-65.89	1.70	8.37	V
	5718	-52.08	-13	-39.08	-74.88	-59.12	2.75	9.79	V
	7620	-50.04	-13	-37.04	-77.61	-59.52	2.39	11.87	V
									V
									V
								V	
								V	

Remark: Spurious emissions within 30-1000MHz were found more than 20dB below limit line.



LTE Band 2 / 10MHz / QPSK									
Channel	Frequency (MHz)	EIRP (dBm)	Limit (dBm)	Over Limit (dB)	SPA Reading (dBm)	S.G. Power (dBm)	TX Cable loss (dB)	TX Antenna Gain (dBi)	Polarization (H/V)
Lowest	3700	-58.97	-13	-45.97	-75.81	-65.54	1.67	8.24	H
	5550	-55.27	-13	-42.27	-77.93	-62.34	2.65	9.72	H
	7400	-50.62	-13	-37.62	-77.66	-59.76	2.46	11.60	H
									H
									H
									H
									H
	3700	-59.26	-13	-46.26	-76.26	-65.83	1.67	8.24	V
	5550	-55.21	-13	-42.21	-77.7	-62.28	2.65	9.72	V
	7400	-50.65	-13	-37.65	-77.72	-59.79	2.46	11.60	V
									V
	Middle	3750	-59.38	-13	-46.38	-76.38	-66	1.68	8.30
5625		-54.51	-13	-41.51	77.28	-61.56	2.70	9.75	H
7500		-49.80	-13	-36.80	-77.05	-59.17	2.43	11.80	H
									H
									H
									H
									H
3750		-59.03	-13	-46.03	-76.16	-65.65	1.68	8.30	V
5625		-54.84	-13	-41.84	-77.46	-61.89	2.70	9.75	V
7500		-49.79	-13	-36.79	-77.16	-59.16	2.43	11.80	V
									V
Highest		3798	-58.73	-13	-45.73	-75.91	-65.39	1.70	8.36
	5700	-53.98	-13	-40.98	-76.87	-61.02	2.74	9.78	H
	7602	-50.38	-13	-37.38	-77.72	-59.84	2.40	11.86	H
									H
									H
									H
									H
	3798	-58.82	-13	-45.82	-76.15	-65.48	1.70	8.36	V
	5700	-48.73	-13	-35.73	-71.51	-55.77	2.74	9.78	V
	7602	-50.36	-13	-37.36	-77.76	-59.82	2.40	11.86	V
									V
									V
								V	

Remark: Spurious emissions within 30-1000MHz were found more than 20dB below limit line.



LTE Band 2 / 15MHz / QPSK									
Channel	Frequency (MHz)	EIRP (dBm)	Limit (dBm)	Over Limit (dB)	SPA Reading (dBm)	S.G. Power (dBm)	TX Cable loss (dB)	TX Antenna Gain (dBi)	Polarization (H/V)
Lowest	3700	-59.16	-13	-46.16	-76	-65.73	1.67	8.24	H
	5550	-54.91	-13	-41.91	-77.57	-61.98	2.65	9.72	H
	7400	-50.46	-13	-37.46	-77.5	-59.6	2.46	11.60	H
									H
									H
									H
									H
	3700	-58.73	-13	-45.73	-75.73	-65.3	1.67	8.24	V
	5550	-55.44	-13	-42.44	-77.93	-62.51	2.65	9.72	V
	7400	-50.55	-13	-37.55	-77.62	-59.69	2.46	11.60	V
									V
	Middle	3745	-59.28	-13	-46.28	-76.24	-65.89	1.68	8.29
5617		-54.98	-13	-41.98	-77.75	-62.03	2.69	9.75	H
7490		-50.27	-13	-37.27	-77.52	-59.62	2.43	11.78	H
									H
									H
									H
									H
3745		-59.27	-13	-46.27	-76.36	-65.88	1.68	8.29	V
5617		-55.26	-13	-42.26	-77.88	-62.31	2.69	9.75	V
7490		-49.64	-13	-36.64	-77.01	-58.99	2.43	11.78	V
									V
Highest		3792	-58.85	-13	-45.85	-75.95	-65.5	1.70	8.35
	5688	-51.55	-13	-38.55	-74.4	-58.59	2.73	9.78	H
	7578	-50.30	-13	-37.30	-77.61	-59.74	2.40	11.85	H
									H
									H
									H
									H
	3792	-58.74	-13	-45.74	-75.97	-65.39	1.70	8.35	V
	5688	-46.30	-13	-33.30	-69.08	-53.34	2.73	9.78	V
	7578	-50.12	-13	-37.12	-77.57	-59.56	2.40	11.85	V
									V
									V
								V	

Remark: Spurious emissions within 30-1000MHz were found more than 20dB below limit line.



LTE Band 2 / 20MHz / QPSK									
Channel	Frequency (MHz)	EIRP (dBm)	Limit (dBm)	Over Limit (dB)	SPA Reading (dBm)	S.G. Power (dBm)	TX Cable loss (dB)	TX Antenna Gain (dBi)	Polarization (H/V)
Lowest	3700	-59.23	-13	-46.23	-76.07	-65.8	1.67	8.24	H
	5550	-55.31	-13	-42.31	-77.97	-62.38	2.65	9.72	H
	7400	-50.58	-13	-37.58	-77.62	-59.72	2.46	11.60	H
									H
									H
									H
									H
	3700	-59.11	-13	-46.11	-76.11	-65.68	1.67	8.24	V
	5550	-55.52	-13	-42.52	-78.01	-62.59	2.65	9.72	V
	7400	-50.47	-13	-37.47	-77.54	-59.61	2.46	11.60	V
									V
	Middle	3740	-58.89	-13	-45.89	-75.84	-65.5	1.68	8.29
5610		-54.72	-13	-41.72	-77.46	-61.78	2.69	9.74	H
7480		-49.96	-13	-36.96	-77.17	-59.28	2.44	11.76	H
									H
									H
									H
									H
3740		-58.87	-13	-45.87	-75.95	-65.48	1.68	8.29	V
5610		-55.06	-13	-42.06	-77.64	-62.12	2.69	9.74	V
7480		-50.03	-13	-37.03	-77.35	-59.35	2.44	11.76	V
									V
Highest		3780	-58.79	-13	-45.79	-75.82	-65.43	1.69	8.34
	5676	-49.61	-13	-36.61	-72.5	-56.65	2.73	9.77	H
	7560	-50.08	-13	-37.08	-77.36	-59.51	2.41	11.84	H
									H
									H
									H
									H
	3780	-59.02	-13	-46.02	-76.15	-65.66	1.69	8.34	V
	5676	-50.15	-13	-37.15	-72.86	-57.19	2.73	9.77	V
	7560	-49.85	-13	-36.85	-77.29	-59.28	2.41	11.84	V
									V
									V
								V	

Remark: Spurious emissions within 30-1000MHz were found more than 20dB below limit line.



LTE Band 4

LTE Band 4 / 1.4MHz / QPSK										
Channel	Frequency (MHz)	EIRP (dBm)	Limit (dBm)	Over Limit (dB)	SPA Reading (dBm)	S.G. Power (dBm)	TX Cable loss (dB)	TX Antenna Gain (dBi)	Polarization (H/V)	
Lowest	3420	-59.15	-13	-46.15	-75.26	-65.22	1.58	7.65	H	
	5130	-55.30	-13	-42.30	-76.78	-62.59	2.41	9.70	H	
	6840	-51.51	-13	-38.51	-77.21	-59.48	2.64	10.61	H	
										H
										H
										H
	3420	-59.36	-13	-46.36	-75.59	-65.43	1.58	7.65	V	
	5130	-55.43	-13	-42.43	-77.03	-62.72	2.41	9.70	V	
	6840	-51.79	-13	-38.79	-77.26	-59.76	2.64	10.61	V	
										V
										V
										V
Middle	3462	-54.79	-13	-41.79	-70.96	-61.03	1.59	7.83	H	
	5196	-55.92	-13	-42.92	-77.67	-63.17	2.45	9.70	H	
	6924	-51.59	-13	-38.59	-77.61	-59.68	2.62	10.71	H	
										H
										H
										H
	3462	-59.64	-13	-46.64	-76.03	-65.88	1.59	7.83	V	
	5196	-55.87	-13	-42.87	-77.61	-63.12	2.45	9.70	V	
	6924	-51.89	-13	-38.89	-77.47	-59.98	2.62	10.71	V	
										V
										V
										V
Highest	3504	-59.80	-13	-46.80	-76.01	-66.2	1.61	8.00	H	
	5262	-55.81	-13	-42.81	-77.69	-63.02	2.49	9.70	H	
	7014	-51.09	-13	-38.09	-77.45	-59.33	2.59	10.83	H	
										H
										H
	3504	-59.23	-13	-46.23	-75.69	-65.63	1.61	8.00	V	
	5262	-55.85	-13	-42.85	-77.72	-63.06	2.49	9.70	V	
	7014	-51.34	-13	-38.34	-77.29	-59.58	2.59	10.83	V	
										V
										V

Remark: Spurious emissions within 30-1000MHz were found more than 20dB below limit line.



LTE Band 4 / 3MHz / QPSK									
Channel	Frequency (MHz)	EIRP (dBm)	Limit (dBm)	Over Limit (dB)	SPA Reading (dBm)	S.G. Power (dBm)	TX Cable loss (dB)	TX Antenna Gain (dBi)	Polarization (H/V)
Lowest	3420	-60.17	-13	-47.17	-76.28	-66.24	1.58	7.65	H
	5130	-56.49	-13	-43.49	-77.97	-63.78	2.41	9.70	H
	6840	-52.21	-13	-39.21	-77.91	-60.18	2.64	10.61	H
									H
									H
									H
									H
	3420	-59.88	-13	-46.88	-76.11	-65.95	1.58	7.65	V
	5130	-56.55	-13	-43.55	-78.15	-63.84	2.41	9.70	V
	6840	-52.68	-13	-39.68	-78.15	-60.65	2.64	10.61	V
									V
	Middle	3462	-59.91	-13	-46.91	-76.08	-66.15	1.59	7.83
5193		-56.06	-13	-43.06	-77.74	-63.31	2.45	9.70	H
6924		-51.78	-13	-38.78	-77.71	-59.87	2.62	10.71	H
									H
									H
									H
									H
3462		-59.52	-13	-46.52	-75.89	-65.76	1.59	7.83	V
5193		-55.89	-13	-42.89	-77.63	-63.14	2.45	9.70	V
6924		-52.11	-13	-39.11	-77.78	-60.2	2.62	10.71	V
									V
Highest		3504	-59.52	-13	-46.52	-75.73	-65.92	1.61	8.00
	5256	-55.87	-13	-42.87	-77.7	-63.09	2.48	9.70	H
	7008	-51.06	-13	-38.06	-77.27	-59.29	2.59	10.82	H
									H
									H
									H
									H
	3504	-59.32	-13	-46.32	-75.78	-65.72	1.61	8.00	V
	5256	-55.71	-13	-42.71	-77.57	-62.93	2.48	9.70	V
	7008	-51.38	-13	-38.38	-77.29	-59.61	2.59	10.82	V
									V
									V
								V	

Remark: Spurious emissions within 30-1000MHz were found more than 20dB below limit line.



LTE Band 4 / 5MHz / QPSK									
Channel	Frequency (MHz)	EIRP (dBm)	Limit (dBm)	Over Limit (dB)	SPA Reading (dBm)	S.G. Power (dBm)	TX Cable loss (dB)	TX Antenna Gain (dBi)	Polarization (H/V)
Lowest	3420	-60.13	-13	-47.13	-76.24	-66.2	1.58	7.65	H
	5130	-56.66	-13	-43.66	-78.14	-63.95	2.41	9.70	H
	6840	-52.02	-13	-39.02	-77.72	-59.99	2.64	10.61	H
									H
									H
									H
									H
	3420	-59.94	-13	-46.94	-76.17	-66.01	1.58	7.65	V
	5130	-56.50	-13	-43.50	-78.1	-63.79	2.41	9.70	V
	6840	-52.60	-13	-39.60	-78.07	-60.57	2.64	10.61	V
									V
	Middle	3460	-60.02	-13	-47.02	-76.19	-66.25	1.59	7.82
5190		-55.91	-13	-42.91	-77.54	-63.16	2.45	9.70	H
6920		-51.64	-13	-38.64	-77.57	-59.73	2.62	10.70	H
									H
									H
									H
									H
3460		-59.57	-13	-46.57	-75.94	-65.8	1.59	7.82	V
5190		-55.55	-13	-42.55	-77.26	-62.8	2.45	9.70	V
6920		-51.88	-13	-38.88	-77.55	-59.97	2.62	10.70	V
									V
Highest		3500	-59.70	-13	-46.70	-75.91	-66.1	1.60	8.00
	5250	-56.16	-13	-43.16	-77.99	-63.38	2.48	9.70	H
	7000	-51.41	-13	-38.41	-77.63	-59.62	2.59	10.80	H
									H
									H
									H
									H
	3500	-59.43	-13	-46.43	-75.89	-65.83	1.60	8.00	V
	5250	-56.07	-13	-43.07	-77.93	-63.29	2.48	9.70	V
	7000	-51.58	-13	-38.58	-77.5	-59.79	2.59	10.80	V
									V
									V
								V	

Remark: Spurious emissions within 30-1000MHz were found more than 20dB below limit line.



LTE Band 4 / 10MHz / QPSK									
Channel	Frequency (MHz)	EIRP (dBm)	Limit (dBm)	Over Limit (dB)	SPA Reading (dBm)	S.G. Power (dBm)	TX Cable loss (dB)	TX Antenna Gain (dBi)	Polarization (H/V)
Lowest	3420	-59.75	-13	-46.75	-75.86	-65.82	1.58	7.65	H
	5130	-56.72	-13	-43.72	-78.2	-64.01	2.41	9.70	H
	6840	-52.44	-13	-39.44	-78.14	-60.41	2.64	10.61	H
									H
									H
									H
									H
	3420	-59.75	-13	-46.75	-75.98	-65.82	1.58	7.65	V
	5130	-56.45	-13	-43.45	-78.05	-63.74	2.41	9.70	V
	6840	-52.63	-13	-39.63	-78.1	-60.6	2.64	10.61	V
									V
	Middle	3455	-59.65	-13	-46.65	-75.8	-65.86	1.59	7.80
5182		-56.03	-13	-43.03	-77.66	-63.29	2.44	9.70	H
6910		-51.49	-13	-38.49	-77.42	-59.56	2.62	10.69	H
									H
									H
									H
									H
3455		-59.62	-13	-46.62	-75.94	-65.83	1.59	7.80	V
5182		-56.04	-13	-43.04	-77.75	-63.3	2.44	9.70	V
6910		-52.01	-13	-39.01	-77.68	-60.08	2.62	10.69	V
									V
Highest		3490	-59.67	-13	-46.67	-75.88	-66.02	1.60	7.96
	5235	-55.76	-13	-42.76	-77.54	-62.99	2.47	9.70	H
	6980	-51.20	-13	-38.20	-77.35	-59.38	2.60	10.78	H
									H
									H
									H
									H
	3490	-59.44	-13	-46.44	-75.86	-65.79	1.60	7.96	V
	5235	-55.76	-13	-42.76	-77.58	-62.99	2.47	9.70	V
	6980	-51.41	-13	-38.41	-77.27	-59.59	2.60	10.78	V
									V
									V
								V	

Remark: Spurious emissions within 30-1000MHz were found more than 20dB below limit line.



LTE Band 4 / 15MHz / QPSK									
Channel	Frequency (MHz)	EIRP (dBm)	Limit (dBm)	Over Limit (dB)	SPA Reading (dBm)	S.G. Power (dBm)	TX Cable loss (dB)	TX Antenna Gain (dBi)	Polarization (H/V)
Lowest	3420	-59.63	-13	-46.63	-75.74	-65.7	1.58	7.65	H
	5130	-55.96	-13	-42.96	-77.44	-63.25	2.41	9.70	H
	6840	-52.02	-13	-39.02	-77.72	-59.99	2.64	10.61	H
									H
									H
									H
									H
	3420	-59.57	-13	-46.57	-75.8	-65.64	1.58	7.65	V
	5130	-55.88	-13	-42.88	-77.48	-63.17	2.41	9.70	V
	6840	-52.23	-13	-39.23	-77.7	-60.2	2.64	10.61	V
									V
	Middle	3450	-60.09	-13	-47.09	-76.26	-66.28	1.59	7.78
5178		-56.85	-13	-43.85	-78.48	-64.11	2.44	9.70	H
6900		-52.28	-13	-39.28	-78.15	-60.34	2.62	10.68	H
									H
									H
									H
									H
3450		-60.14	-13	-47.14	-76.46	-66.33	1.59	7.78	V
5178		-56.60	-13	-43.60	-78.31	-63.86	2.44	9.70	V
6900		-52.57	-13	-39.57	-78.19	-60.63	2.62	10.68	V
									V
Highest		3480	-59.43	-13	-46.43	-75.61	-65.74	1.60	7.91
	5220	-56.14	-13	-43.14	-77.87	-63.38	2.46	9.70	H
	6960	-51.40	-13	-38.40	-77.5	-59.55	2.60	10.75	H
									H
									H
									H
									H
	3480	-59.56	-13	-46.56	-75.97	-65.87	1.60	7.91	V
	5220	-56.03	-13	-43.03	-77.81	-63.27	2.46	9.70	V
	6960	-51.44	-13	-38.44	-77.26	-59.59	2.60	10.75	V
									V
									V
								V	

Remark: Spurious emissions within 30-1000MHz were found more than 20dB below limit line.



LTE Band 4 / 20MHz / QPSK									
Channel	Frequency (MHz)	EIRP (dBm)	Limit (dBm)	Over Limit (dB)	SPA Reading (dBm)	S.G. Power (dBm)	TX Cable loss (dB)	TX Antenna Gain (dBi)	Polarization (H/V)
Lowest	3420	-59.60	-13	-46.60	-75.71	-65.67	1.58	7.65	H
	5130	-56.04	-13	-43.04	-77.52	-63.33	2.41	9.70	H
	6840	-51.96	-13	-38.96	-77.66	-59.93	2.64	10.61	H
									H
									H
									H
									H
	3420	-59.62	-13	-46.62	-75.85	-65.69	1.58	7.65	V
	5130	-56.04	-13	-43.04	-77.64	-63.33	2.41	9.70	V
	6840	-52.42	-13	-39.42	-77.89	-60.39	2.64	10.61	V
									V
	Middle	3444	-59.65	-13	-46.65	-75.8	-65.82	1.59	7.75
5172		-56.76	-13	-43.76	-78.34	-64.02	2.44	9.70	H
6894		-52.16	-13	-39.16	-78.03	-60.21	2.62	10.67	H
									H
									H
									H
									H
3444		-59.64	-13	-46.64	-75.96	-65.81	1.59	7.75	V
5172		-56.65	-13	-43.65	-78.32	-63.91	2.44	9.70	V
6894		-52.51	-13	-39.51	-78.13	-60.56	2.62	10.67	V
									V
Highest		3470	-59.72	-13	-46.72	-75.89	-65.99	1.59	7.87
	5205	-55.91	-13	-42.91	-77.59	-63.15	2.46	9.70	H
	6940	-51.64	-13	-38.64	-77.62	-59.76	2.61	10.73	H
									H
									H
									H
									H
	3470	-59.87	-13	-46.87	-76.24	-66.14	1.59	7.87	V
	5205	-55.64	-13	-42.64	-77.38	-62.88	2.46	9.70	V
	6940	-51.77	-13	-38.77	-77.48	-59.89	2.61	10.73	V
									V
									V
								V	

Remark: Spurious emissions within 30-1000MHz were found more than 20dB below limit line.



LTE Band 5

LTE Band 5 / 1.4MHz / QPSK									
Channel	Frequency (MHz)	ERP (dBm)	Limit (dBm)	Over Limit (dB)	SPA Reading (dBm)	S.G. Power (dBm)	TX Cable loss (dB)	TX Antenna Gain (dBi)	Polarization (H/V)
Lowest	1648	-53.53	-13	-40.53	-63.35	-55.29	0.98	4.89	H
	2472	-37.51	-13	-24.51	-51.24	-39.39	1.28	5.32	H
	3296	-52.18	-13	-39.18	-67.99	-55.59	1.54	7.10	H
									H
									H
									H
	1648	-56.91	-13	-43.91	-66.61	-58.67	0.98	4.89	V
	2472	-42.65	-13	-29.65	-56.37	-44.53	1.28	5.32	V
	3296	-52.16	-13	-39.16	-68.09	-55.57	1.54	7.10	V
									V
									V
									V
Middle	1672	-53.18	-13	-40.18	-63.03	-54.86	0.99	4.82	H
	2512	-41.61	-13	-28.61	-55.43	-43.58	1.29	5.41	H
	3344	-53.89	-13	-40.89	-69.84	-57.5	1.56	7.31	H
									H
									H
									H
	1672	-53.27	-13	-40.27	-63.04	-54.95	0.99	4.82	V
	2512	-43.85	-13	-30.85	-57.76	-45.82	1.29	5.41	V
	3344	-54.39	-13	-41.39	-70.43	-58	1.56	7.31	V
									V
									V
									V
Highest	1696	-56.28	-13	-43.28	-66.2	-57.88	1.00	4.75	H
	2544	-36.34	-13	-23.34	-50.29	-38.32	1.30	5.44	H
	3392	-53.09	-13	-40.09	-69.17	-56.89	1.57	7.52	H
									H
									H
									H
	1696	-58.07	-13	-45.07	-68	-59.67	1.00	4.75	V
	2544	-39.47	-13	-26.47	-53.41	-41.45	1.30	5.44	V
	3392	-52.74	-13	-39.74	-68.93	-56.54	1.57	7.52	V
									V
									V
									V

Remark: Spurious emissions within 30-1000MHz were found more than 20dB below limit line.



LTE Band 5 / 3MHz / QPSK									
Channel	Frequency (MHz)	ERP (dBm)	Limit (dBm)	Over Limit (dB)	SPA Reading (dBm)	S.G. Power (dBm)	TX Cable loss (dB)	TX Antenna Gain (dBi)	Polarization (H/V)
Lowest	1648	-54.72	-13	-41.72	-64.54	-56.48	0.98	4.89	H
	2472	-41.28	-13	-28.28	-54.99	-43.16	1.28	5.32	H
	3296	-51.45	-13	-38.45	-67.32	-54.86	1.54	7.10	H
									H
									H
									H
									H
	1648	-56.91	-13	-43.91	-66.52	-58.67	0.98	4.89	V
	2472	-43.67	-13	-30.67	-57.35	-45.55	1.28	5.32	V
	3296	-53.02	-13	-40.02	-68.85	-56.43	1.54	7.10	V
									V
	Middle	1672	-53.13	-13	-40.13	-62.92	-54.81	0.99	4.82
2504		-40.97	-13	-27.97	-54.72	-42.93	1.29	5.40	H
3336		-53.55	-13	-40.55	-69.6	-57.13	1.55	7.28	H
									H
									H
									H
									H
1672		-51.51	-13	-38.51	-61.35	-53.19	0.99	4.82	V
2504		-42.66	-13	-29.66	-56.45	-44.62	1.29	5.40	V
3336		-53.53	-13	-40.53	-69.58	-57.11	1.55	7.28	V
									V
Highest		1696	-53.55	-13	-40.55	-63.51	-55.15	1.00	4.75
	2536	-38.04	-13	-25.04	-51.93	-40.02	1.30	5.43	H
	3384	-52.17	-13	-39.17	-68.23	-55.94	1.57	7.49	H
									H
									H
									H
									H
	1696	-54.05	-13	-41.05	-63.98	-55.65	1.00	4.75	V
	2536	-40.72	-13	-27.72	-54.62	-42.7	1.30	5.43	V
	3384	-51.61	-13	-38.61	-67.75	-55.38	1.57	7.49	V
									V
									V
								V	

Remark: Spurious emissions within 30-1000MHz were found more than 20dB below limit line.