




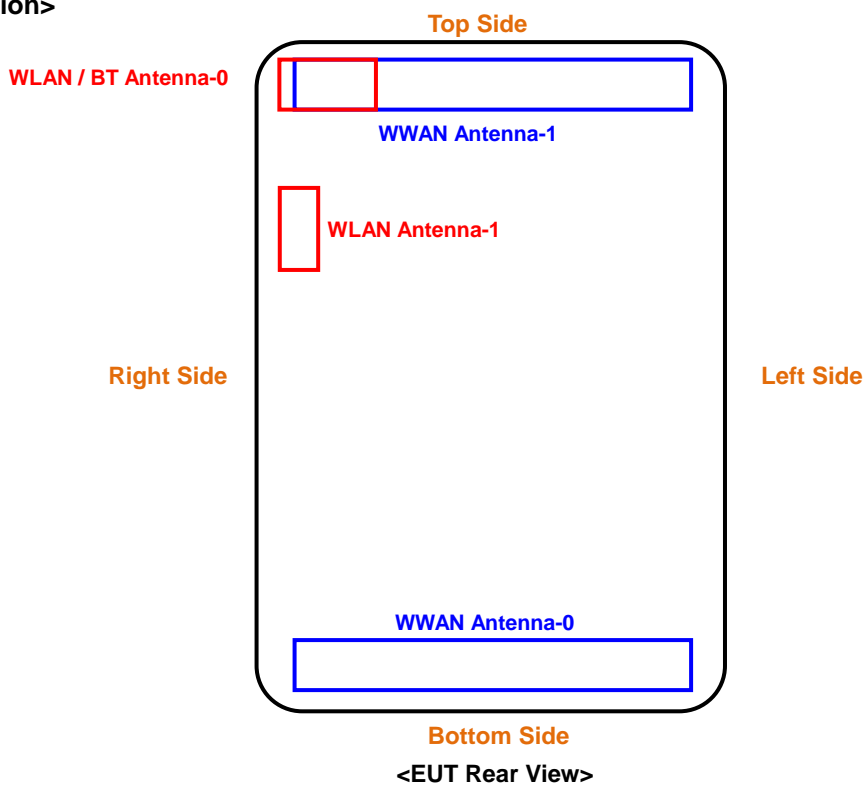
## Appendix D. Photographs of EUT and Setup

# FCC SAR Test Report

## <Photographs of EUT>



## <Antenna Location>



The separation distance for antenna to edge:




| Antenna         | To Top Side (mm) | To Bottom Side (mm) | To Left Side (mm) | To Right Side (mm) |
|-----------------|------------------|---------------------|-------------------|--------------------|
| WWAN Ant-0      | 140              | 5                   | 12                | 12                 |
| WWAN Ant-1      | 5                | 140                 | 12                | 12                 |
| WLAN / BT Ant-0 | 5                | 140                 | 65                | 5                  |
| WLAN Ant-1      | 20               | 120                 | 70                | 5                  |

### Note :

1. The WWAN diversity antenna can transmit through either antenna-0 or antenna-1 at a time.

# FCC SAR Test Report

## <Photographs of SAR Setup>

|                                                                                    |                                                                                    |
|------------------------------------------------------------------------------------|------------------------------------------------------------------------------------|
|   |  |
| <p>Left Cheek</p>                                                                  | <p>Front Face of EUT with 1.0 cm Gap</p>                                           |
|  |                                                                                    |
| <p>Right Side of EUT with 1.0 cm Gap</p>                                           |                                                                                    |