

PHOTOGRAPHS OF THE TEST CONFIGURATION


CONDUCTED EMISSION TEST

(Bluetooth/WLAN)

(Mode A)




CONDUCTED EMISSION TEST
(Bluetooth/WLAN)
(Mode B)



CONDUCTED EMISSION TEST
(NFC)
(Mode A)



CONDUCTED EMISSION TEST
(NFC)
(Mode B)



RADIATED EMISSION TEST

MODE A

(Bluetooth / BLE)

(Below 1GHz)





RADIATED EMISSION TEST

MODE A

(Bluetooth / BLE)

(Above 1GHz)




RADIATED EMISSION TEST

MODE B

(Bluetooth / BLE)

(Below 1GHz)





RADIATED EMISSION TEST

MODE B


(Bluetooth / BLE)

(Above 1GHz)





RADIATED EMISSION TEST

MODE A
(WLAN 2.4GHz)
(Below 1GHz)



RADIATED EMISSION TEST

MODE A
(WLAN 2.4GHz)
(Above 1GHz)



RADIATED EMISSION TEST

MODE B


(WLAN 2.4GHz)

(Below 1GHz)



RADIATED EMISSION TEST

MODE B
(WLAN 2.4GHz)
(Above 1GHz)





RADIATED EMISSION TEST

MODE A
(WLAN 5GHz)
(Below 1GHz)



RADIATED EMISSION TEST

MODE A
(WLAN 5GHz)
(Above 1GHz)




RADIATED EMISSION TEST

MODE B

(WLAN 5GHz)

(Below 1GHz)





RADIATED EMISSION TEST

MODE B

(WLAN 5GHz)


(Above 1GHz)



RADIATED EMISSION TEST

MODE A



(NFC)




RADIATED EMISSION TEST

MODE B


(NFC)




(WWAN)
(PART 22)
RADIATED EMISSION TEST
MODE A
(CDMA & LTE BAND 5)




RADIATED EMISSION TEST
MODE A
(LTE BAND 26)



RADIATED EMISSION TEST
MODE B
(CDMA)



RADIATED EMISSION TEST
MODE B
(LTE BAND 26)



ERP POWER TEST
MODE A
(CDMA & LTE BAND 5)



ERP POWER TEST
MODE A
(LTE BAND 26)



ERP POWER TEST
MODE B
(CDMA)



ERP POWER TEST
MODE B
(LTE BAND 26)




(PART 24)
RADIATED EMISSION TEST
MODE A
(CDMA & LTE BAND 2/25)



RADIATED EMISSION TEST
MODE B
(CDMA)



RADIATED EMISSION TEST
MODE B
(LTE BAND 2)



EIRP POWER TEST
MODE A
(CDMA & LTE BAND 2)



EIRP POWER TEST
MODE A
(LTE BAND 25)



EIRP POWER TEST
MODE B
(CDMA)



EIRP POWER TEST
MODE B
(LTE BAND 2)




(PART 27)
RADIATED EMISSION TEST
MODE A
(LTE BAND 4/41)




RADIATED EMISSION TEST
MODE A
(LTE BAND 7)



RADIATED EMISSION TEST
MODE A
(LTE BAND 12)



RADIATED EMISSION TEST
MODE B
(LTE BAND 4/12/41)



ERP POWER TEST
MODE A
(LTE BAND 4)



ERP POWER TEST
MODE A
(LTE BAND 7/12/41)



ERP POWER TEST
MODE B
(LTE BAND 4)




ERP POWER TEST
MODE B
(LTE BAND 12/41)




(PART 90)

RADIATED EMISSION TEST
MODE A



RADIATED EMISSION TEST
MODE B



ERP POWER TEST
(MODE A)



ERP POWER TEST
(MODE B)

