


## Appendix C. Setup Photographs

<Radiated Emission>


Ant. 1

X Plane for LTE Band 12, 17

LF




HF




**Ant. 1**

**Y Plane for LTE Band 2, 4, 7**

**LF**




**HF**




Ant. 1

Z Plane for LTE Band 5, 38

LF




HF




Ant. 2

X Plane for LTE Band 4, 5, 12,17

LF




HF




**Ant. 2**

**Y Plane for LTE Band 2**

**LF**




**HF**



Ant. 2

Z Plane for LTE Band 7, 38

LF



HF

