


PHOTOGRAPHS OF THE TEST CONFIGURATION

CONDUCTED EMISSION TEST

Mode A, B



RADIATED EMISSION TEST
(WLAN 2.4GHz)
(Below 1GHz)
Mode A, B





RADIATED EMISSION TEST



(WLAN 2.4GHz)

(Above 1GHz)



Mode A, B



RADIATED EMISSION TEST
(Bluetooth/Bluetooth LE)
(Below 1GHz)
Mode A, B



RADIATED EMISSION TEST
(Bluetooth/Bluetooth LE)
(Above 1GHz)
Mode A, B




(WWAN)

(PART 22)



RADIATED EMISSION TEST

Mode A




RADIATED EMISSION TEST

Mode B




ERP POWER TEST

Mode A, B




(PART 24)
RADIATED EMISSION TEST
Mode A
(GSM/EDGE/WCDMA)




RADIATED EMISSION TEST

Mode A
(LTE)




RADIATED EMISSION TEST


Mode B



EIRP POWER TEST
Mode A, B





(PART 27)
RADIATED EMISSION TEST
Mode A
(WCDMA)





RADIATED EMISSION TEST

Mode A
(LTE 4/7/12/17)




RADIATED EMISSION TEST

Mode B
(LTE 4/12)




RADIATED EMISSION TEST

Mode B
(LTE 7)




ERP/EIRP POWER TEST

Mode A
(WCDMA/LTE 4/17)




ERP POWER TEST

Mode A
(LTE 12)




EIRP POWER TEST

Mode A
(LTE 7)




EIRP POWER TEST

Mode B
(LTE 4)



ERP POWER TEST

Mode B
(LTE 12)



EIRP POWER TEST

Mode B
(LTE 7)

