

## PHOTOGRAPHS OF THE TEST CONFIGURATION



### CONDUCTED EMISSION TEST



RADIATED EMISSION TEST  
(WLAN 2.4GHz)  
(Below 1GHz)





RADIATED EMISSION TEST  
(WLAN 2.4GHz)  
(Above 1GHz)



RADIATED EMISSION TEST  
(Bluetooth)  
(Below 1GHz)





RADIATED EMISSION TEST  
(Bluetooth)  
(Above 1GHz)



RADIATED EMISSION TEST  
(Bluetooth LE)  
(Below 1GHz)



RADIATED EMISSION TEST  
(Bluetooth LE)  
(Above 1GHz)



(WWAN)


(PART 22)

RADIATED EMISSION TEST  
(GSM/EDGE/WCDMA/LTE)





RADIATED EMISSION TEST  
(CDMA\_Mode A)



RADIATED EMISSION TEST  
(CDMA\_Mode B)




### ERP POWER TEST



(PART 24)

RADIATED EMISSION TEST  
(GSM/EDGE/WCDMA/CDMA/LTE)



RADIATED EMISSION TEST  
(GSM\_Mode B)




### EIRP POWER TEST



(PART 27)

RADIATED EMISSION TEST



### ERP/EIRP POWER TEST

