

PHOTOGRAPHS OF THE TEST CONFIGURATION

CONDUCTED EMISSION TEST
(Bluetooth & WLAN & ANT+)





CONDUCTED EMISSION TEST (NFC)





RADIATED EMISSION TEST
(WLAN 2.4GHz)
(Below 1GHz)



RADIATED EMISSION TEST
(WLAN 2.4GHz)
(Above 1GHz)
(1TX)




RADIATED EMISSION TEST
(WLAN 2.4GHz)
(Above 1GHz)
(2TX)



RADIATED EMISSION TEST

(WLAN 5GHz)



(Below 1GHz)



RADIATED EMISSION TEST

(WLAN 5GHz)


(Above 1GHz)





RADIATED EMISSION TEST

(Bluetooth)

(Below 1GHz)




RADIATED EMISSION TEST
(Bluetooth)
(Above 1GHz)



RADIATED EMISSION TEST

(ANT+)



(Below 1GHz)





RADIATED EMISSION TEST

(ANT+)

(Above 1GHz)



RADIATED EMISSION TEST (NFC)





(WWAN)



(PART 22)

RADIATED EMISSION TEST

(GSM/EDGE/WCDMA)



RADIATED EMISSION TEST
(CDMA/LTE)




ERP POWER TEST





(PART 24)

**RADIATED EMISSION TEST
(GSM/EDGE/WCDMA/LTE)**



RADIATED EMISSION TEST (CDMA)



EIRP POWER TEST
(GSM/EDGE/WCDMA)




EIRP POWER TEST
(CDMA/LTE)




(PART 27)


RADIATED EMISSION TEST
(WCDMA & LTE B7/13/17/30)



RADIATED EMISSION TEST (LTE B4)



RADIATED EMISSION TEST
(LTE B12)



ERP/EIRP POWER TEST
(WCDMA & LTE B4/7/13/17)



ERP/EIRP POWER TEST
(LTE B12)



ERP/EIRP POWER TEST
(LTE B30)

