


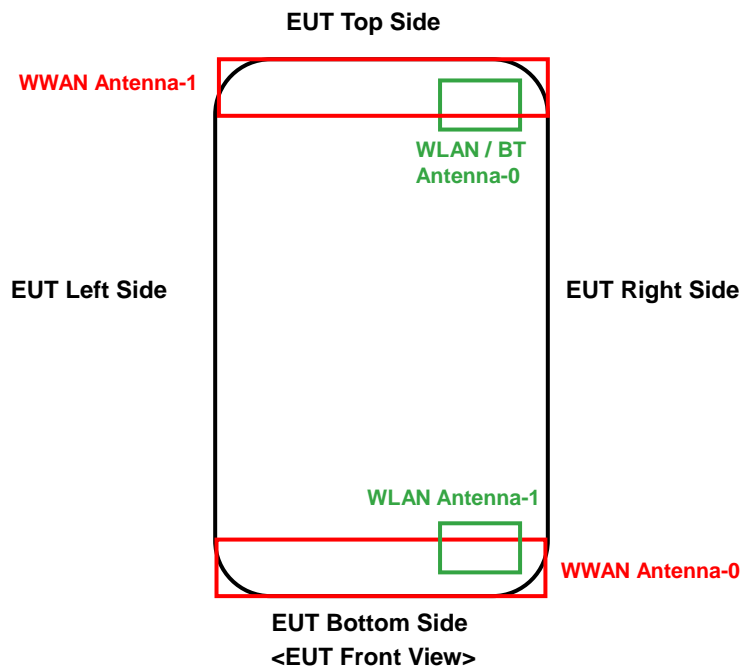


## Appendix D. Photographs of EUT and Setup

<Photographs of EUT>



<Antenna Location>



The separation distance for antenna to edge:

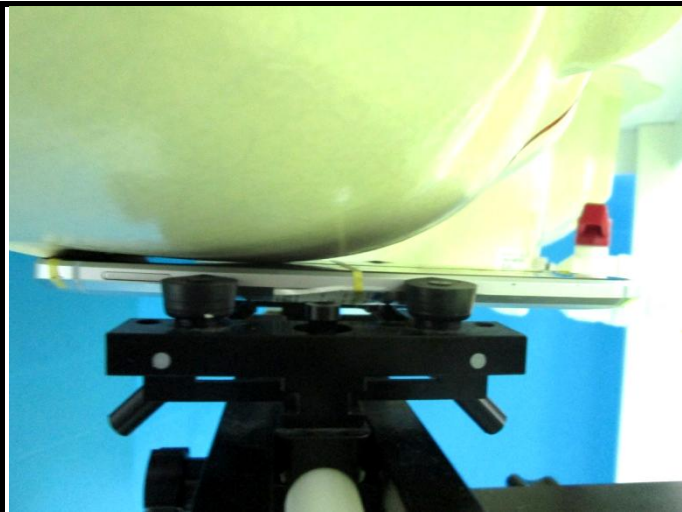
Antenna	To Top Side (mm)	To Bottom Side (mm)	To Left Side (mm)	To Right Side (mm)
WWAN Ant-0	137.49	0	0	0
WWAN Ant-1	0	134.35	0	0
WLAN / BT Ant-0	3.75	134.03	58.865	4.02
WLAN Ant-1	137.69	11.51	47.06	11.21

Note :

1. The WWAN diversity antenna can transmit through either antenna-0 or antenna-1 at a time.

# FCC SAR Test Report


## <Photographs of SAR Setup>



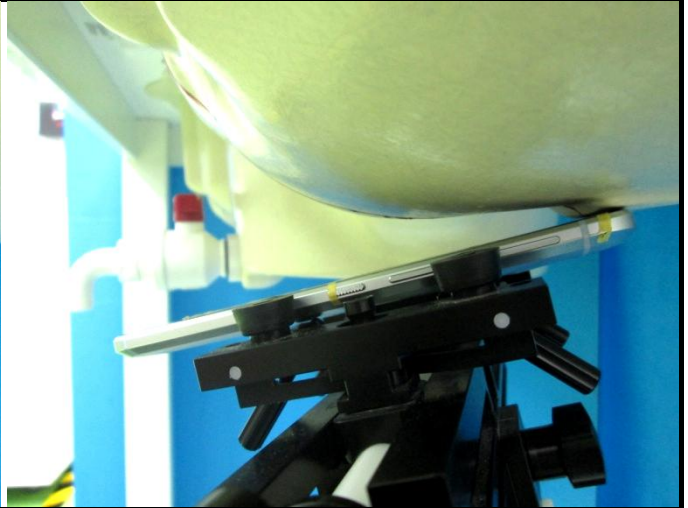
Right Cheek



Right Tilted




Left Cheek



Left Tilted

# FCC SAR Test Report



Front Face of EUT with 1.0 cm Gap



Rear Face of EUT with 1.0 cm Gap



Left Side of EUT with 1.0 cm Gap



Right Side of EUT with 1.0 cm Gap



Top Side of EUT with 1.0 cm Gap



Bottom Side of EUT with 1.0 cm Gap