

## PHOTOGRAPHS OF THE TEST CONFIGURATION


CONDUCTED EMISSION TEST  
(Bluetooth & WLAN & ANT+)




# CONDUCTED EMISSION TEST (NFC)




RADIATED EMISSION TEST  
(WLAN 2.4GHz)  
(Below 1GHz)




RADIATED EMISSION TEST  
(WLAN 2.4GHz)  
(Above 1GHz)



**RADIATED EMISSION TEST**  
**(WLAN 5GHz)**  
**(5180-5240MHz & 5260-5320MHz & 5500-5700MHz)**  
**(Below 1GHz)**



RADIATED EMISSION TEST  
(WLAN 5GHz)  
(5180-5240MHz & 5260-5320MHz & 5500-5700MHz)  
(Above 1GHz)





## RADIATED EMISSION TEST



(WLAN 5GHz)

(5745-5825MHz)

(Below 1GHz)



RADIATED EMISSION TEST  
(WLAN 5GHz)  
(5745-5825MHz)  
(Above 1GHz\_1TX)






## RADIATED EMISSION TEST


(WLAN 5GHz)

(5745-5825MHz)

(Above 1GHz\_2TX)





RADIATED EMISSION TEST  
(Bluetooth)  
(Below 1GHz)



## RADIATED EMISSION TEST

(Bluetooth)


(Above 1GHz)



## RADIATED EMISSION TEST

(ANT+)



(Below 1GHz)





## RADIATED EMISSION TEST

(ANT+)


(Above 1GHz)




# RADIATED EMISSION TEST (NFC)



(WWAN)  
(PART 22)  
RADIATED EMISSION TEST  
(CDMA)



# RADIATED EMISSION TEST (LTE)







### ERP POWER TEST



(PART 24)  
RADIATED EMISSION TEST  
(CDMA)




## RADIATED EMISSION TEST (LTE)





### EIRP POWER TEST



(PART 27)  
RADIATED EMISSION TEST  
(LTE B4/7/41)



## RADIATED EMISSION TEST (LTE B12/13)



ERP/EIRP POWER TEST  
(LTE B4/12/13)




EIRP POWER TEST  
(LTE B7/41)






(PART 90)  
RADIATED EMISSION TEST  
(CDMA)



## RADIATED EMISSION TEST (LTE)



### ERP POWER TEST

