


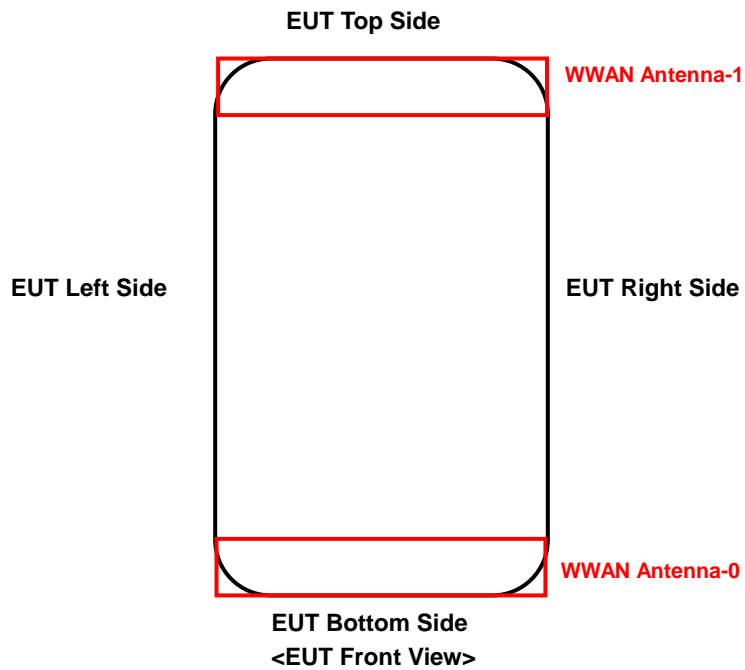


## Appendix D. Photographs of EUT and Setup

<Photographs of EUT>



<WWAN Antenna Location>



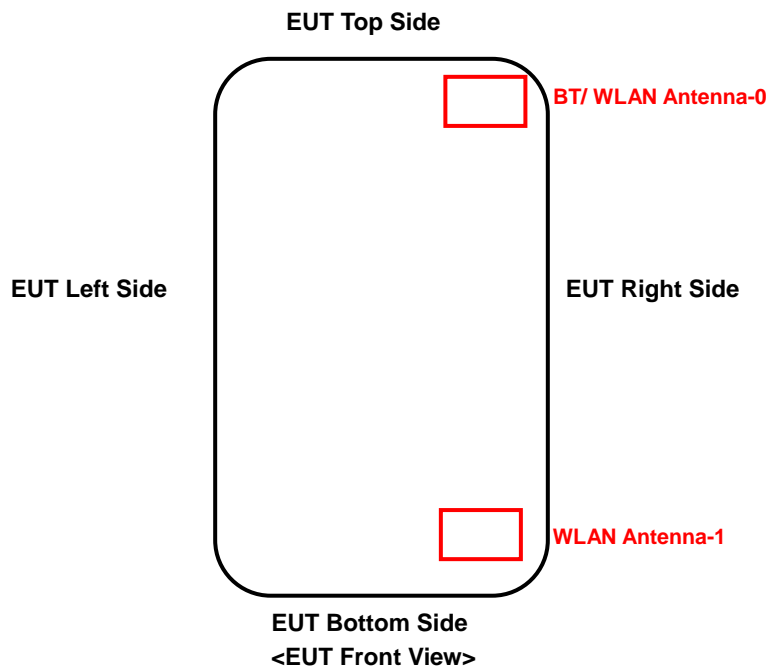
The separation distance for antenna to edge:

| Antenna    | To Top Side (mm) | To Bottom Side (mm) | To Left Side (mm) | To Right Side (mm) |
|------------|------------------|---------------------|-------------------|--------------------|
| WWAN Ant-0 | 137.49           | 0                   | 0                 | 0                  |
| WWAN Ant-1 | 0                | 134.35              | 0                 | 0                  |

**Note:**

1. The WWAN diversity antenna can transmit through either antenna-0 or antenna-1 at a time.

**<WLAN/BT Antenna Location>**



The separation distance for antenna to edge:

| Antenna         | To Top Side (mm) | To Bottom Side (mm) | To Left Side (mm) | To Right Side (mm) |
|-----------------|------------------|---------------------|-------------------|--------------------|
| BT / WLAN Ant-0 | 3.75             | 134.03              | 58.865            | 4.02               |
| WLAN Ant-1      | 137.69           | 11.51               | 47.06             | 11.21              |

# FCC SAR Test Report

## <Photographs of SAR Setup>



Right Cheek



Right Tilted



Left Cheek



Left Tilted

# FCC SAR Test Report

