

## PHOTOGRAPHS OF THE TEST CONFIGURATION



CONDUCTED EMISSION TEST  
(Bluetooth & WLAN)



## CONDUCTED EMISSION TEST (NFC)



RADIATED EMISSION TEST  
(WLAN 2.4GHz)  
(Below 1GHz)





RADIATED EMISSION TEST  
(WLAN 2.4GHz)  
(Above 1GHz)




# RADIATED EMISSION TEST

(WLAN 5GHz)

(5180-5240MHz & 5260-5320MHz & 5500-5700MHz)

(Below 1GHz)





A D T

**RADIATED EMISSION TEST**  
**(WLAN 5GHz)**  
**(5180-5240MHz & 5260-5320MHz & 5500-5700MHz)**  
**(Above 1GHz)**







## RADIATED EMISSION TEST

(WLAN 5GHz)

(5745-5825MHz)

(Below 1GHz)



## RADIATED EMISSION TEST

(WLAN 5GHz)



(5745-5825MHz)

(Above 1GHz)






RADIATED EMISSION TEST  
(Bluetooth & Bluetooth LE)  
(Below 1GHz)



RADIATED EMISSION TEST  
(Bluetooth & Bluetooth LE)  
(Above 1GHz)



# RADIATED EMISSION TEST (NFC)









A D T

(WWAN)

(PART 22)



### RADIATED EMISSION TEST







A D T

### ERP POWER TEST



(PART 24)

RADIATED EMISSION TEST











A D T

### EIRP POWER TEST



(PART 27)



RADIATED EMISSION TEST  
(LTE BAND 4)





A D T

## RADIATED EMISSION TEST (LTE BAND 12)









A D T



## RADIATED EMISSION TEST (LTE BAND 41)





A D T


### ERP POWER TEST (LTE BAND 4 / 41)





A D T



### ERP POWER TEST (LTE BAND 12)





(PART 90)


RADIATED EMISSION TEST  
(CDMA)





A D T



## RADIATED EMISSION TEST (LTE BAND 26)





A D T

## ERP POWER TEST (CDMA)







A D T

### ERP POWER TEST (LTE BAND 26)

