


PHOTOGRAPHS OF THE TEST CONFIGURATION



CONDUCTED EMISSION TEST







A D T

RADIATED EMISSION TEST (For WLAN 2.4GHz)





RADIATED EMISSION TEST
(For WLAN 5GHz)
(5180-5240MHz & 5260-5320MHz)



RADIATED EMISSION TEST

(For WLAN 5GHz)


(5500-5700MHz)





RADIATED EMISSION TEST

(For WLAN 5GHz)

(5745-5825MHz)



RADIATED EMISSION TEST
(For Bluetooth)







A D T

(WWAN)

(PART 22)


RADIATED EMISSION TEST
(GSM/EDGE/WCDMA/LTE)





A D T



RADIATED EMISSION TEST (CDMA)





A D T



ERP POWER TEST (GSM/EDGE/WCDMA/LTE)






A D T

ERP POWER TEST (CDMA)



(PART 24)



RADIATED EMISSION TEST
(GSM/EDGE/WCDMA)





A D T



RADIATED EMISSION TEST (CDMA)





A D T



RADIATED EMISSION TEST (LTE)






A D T

EIRP POWER TEST





(PART 27)
RADIATED EMISSION TEST
(LTE BAND 4)





A D T



RADIATED EMISSION TEST (LTE BAND 7)





A D T



RADIATED EMISSION TEST (LTE BAND 13)





A D T

ERP / EIRP POWER TEST
(LTE BAND 4 / 13)





A D T

EIRP POWER TEST (LTE BAND 7)

