




## PHOTOGRAPHS OF THE TEST CONFIGURATION



### CONDUCTED EMISSION TEST



RADIATED EMISSION TEST  
(For WLAN 2.4GHz)



RADIATED EMISSION TEST  
(For WLAN 5GHz)  
(5180-5240MHz & 5260-5320MHz)









## RADIATED EMISSION TEST

(For WLAN 5GHz)



(5500-5700MHz)



RADIATED EMISSION TEST  
(For WLAN 5GHz)  
(5745-5825MHz)



# RADIATED EMISSION TEST (For Bluetooth)







(WWAN)

(PART 22)


RADIATED EMISSION TEST  
(GSM/EDGE/WCDMA/LTE)





A D T

## RADIATED EMISSION TEST (CDMA)









A D T



### ERP POWER TEST (GSM/EDGE/WCDMA/LTE)






A D T

## ERP POWER TEST (CDMA)



(PART 24)

RADIATED EMISSION TEST  
(GSM/EDGE/WCDMA)









A D T



## RADIATED EMISSION TEST (CDMA)





A D T



## RADIATED EMISSION TEST (LTE)






A D T

### EIRP POWER TEST







(PART 27)  
RADIATED EMISSION TEST  
(LTE BAND 4)







A D T

## RADIATED EMISSION TEST (LTE BAND 7)



RADIATED EMISSION TEST  
(LTE BAND 13)









A D T

ERP / EIRP POWER TEST  
(LTE BAND 4 / 13)





A D T

### EIRP POWER TEST (LTE BAND 7)

