



FCC TEST REPORT (PART 24)

REPORT NO.: RF141203C11-1
MODEL NO.: 0PJA200
FCC ID: NM80PJA200
RECEIVED: Dec. 03, 2014
TESTED: Jan. 03, 2015 ~ Jan. 14, 2015
ISSUED: Feb. 05, 2015

APPLICANT: HTC Corporation

ADDRESS: 1F, 6-3 Baoqiang Road, Xindian District, New Taipei City, Taiwan 231

ISSUED BY: Bureau Veritas Consumer Products Services (H.K.) Ltd., Taoyuan Branch

LAB ADDRESS: No. 47-2, 14th Ling, Chia Pau Vil., Lin Kou Dist., New Taipei City, Taiwan (R.O.C.)

TEST LOCATION: No. 19, Hwa Ya 2nd Rd, Wen Hwa Tsuen, Kwei Shan Hsiang, Taoyuan Hsien 333, Taiwan, R.O.C.

This report should not be used by the client to claim product certification, approval, or endorsement by TAF or any government agencies.



This report is for your exclusive use. Any copying or replication of this report to or for any other person or entity, or use of our name or trademark, is permitted only with our prior written permission. This report sets forth our findings solely with respect to the test samples identified herein. The results set forth in this report are not indicative or representative of the quality or characteristics of the lot from which a test sample was taken or any similar or identical product unless specifically and expressly noted. Our report includes all of the tests requested by you and the results thereof based upon the information that you provided to us. You have 60 days from date of issuance of this report to notify us of any material error or omission caused by our negligence, provided, however, that such notice shall be in writing and shall specifically address the issue you wish to raise. A failure to raise such issue within the prescribed time shall constitute your unqualified acceptance of the completeness of this report, the tests conducted and the correctness of the report contents. Unless specific mention, the uncertainty of measurement has been explicitly taken into account to declare the compliance or non-compliance to the specification



TABLE OF CONTENTS

| | |
|---|----|
| RELEASE CONTROL RECORD | 3 |
| 1 CERTIFICATION | 4 |
| 2 SUMMARY OF TEST RESULTS..... | 5 |
| 2.1 MEASUREMENT UNCERTAINTY | 5 |
| 2.2 TEST SITE AND INSTRUMENTS | 6 |
| 3 GENERAL INFORMATION | 7 |
| 3.1 GENERAL DESCRIPTION OF EUT..... | 7 |
| 3.2 CONFIGURATION OF SYSTEM UNDER TEST | 9 |
| 3.3 DESCRIPTION OF SUPPORT UNITS..... | 9 |
| 3.4 TEST ITEM AND TEST CONFIGURATION | 10 |
| 3.5 EUT OPERATING CONDITIONS..... | 15 |
| 3.6 GENERAL DESCRIPTION OF APPLIED STANDARDS | 15 |
| 4 TEST TYPES AND RESULTS..... | 16 |
| 4.1 OUTPUT POWER MEASUREMENT | 16 |
| 4.1.1 LIMITS OF OUTPUT POWER MEASUREMENT | 16 |
| 4.1.2 TEST PROCEDURES | 16 |
| 4.1.3 TEST SETUP | 17 |
| 4.1.4 TEST RESULTS | 18 |
| 4.2 FREQUENCY STABILITY MEASUREMENT | 34 |
| 4.2.1 LIMITS OF FREQUENCY STABILITY MEASUREMENT | 34 |
| 4.2.2 TEST PROCEDURE | 34 |
| 4.2.3 TEST SETUP | 34 |
| 4.2.4 TEST RESULTS | 35 |
| 4.3 OCCUPIED BANDWIDTH MEASUREMENT | 37 |
| 4.3.1 TEST PROCEDURES | 37 |
| 4.3.2 TEST SETUP | 37 |
| 4.3.3 TEST RESULTS | 38 |
| 4.4 PEAK TO AVERAGE RATIO..... | 45 |
| 4.4.1 LIMITS OF PEAK TO AVERAGE RATIO MEASUREMENT | 45 |
| 4.4.2 TEST SETUP | 45 |
| 4.4.3 TEST PROCEDURES..... | 45 |
| 4.4.4 TEST RESULTS | 46 |
| 4.5 BAND EDGE MEASUREMENT | 53 |
| 4.5.1 LIMITS OF BAND EDGE MEASUREMENT | 53 |
| 4.5.2 TEST SETUP | 53 |
| 4.5.3 TEST PROCEDURES..... | 53 |
| 4.5.4 TEST RESULTS | 54 |
| 4.6 CONDUCTED SPURIOUS EMISSIONS..... | 66 |
| 4.6.1 LIMITS OF CONDUCTED SPURIOUS EMISSIONS MEASUREMENT..... | 66 |
| 4.6.2 TEST PROCEDURE | 66 |
| 4.6.3 TEST SETUP | 66 |
| 4.6.4 TEST RESULTS | 66 |
| 4.7 RADIATED EMISSION MEASUREMENT | 69 |
| 4.7.1 LIMITS OF RADIATED EMISSION MEASUREMENT | 69 |
| 4.7.2 TEST PROCEDURES..... | 69 |
| 4.7.3 DEVIATION FROM TEST STANDARD | 69 |
| 4.7.4 TEST SETUP | 70 |
| 4.7.5 TEST RESULTS | 71 |
| 5 PHOTOGRAPHS OF THE TEST CONFIGURATION | 77 |
| 6 INFORMATION ON THE TESTING LABORATORIES | 78 |
| 7 APPENDIX A – MODIFICATIONS RECORDERS FOR ENGINEERING CHANGES TO THE EUT BY THE LAB..... | 79 |



RELEASE CONTROL RECORD

| ISSUE NO. | REASON FOR CHANGE | DATE ISSUED |
|---------------|-------------------|---------------|
| RF141203C11-1 | Original release | Feb. 05, 2015 |



1 CERTIFICATION

PRODUCT: Smartphone

MODEL: 0PJA200

BRAND: HTC

APPLICANT: HTC Corporation

TESTED: Jan. 03, 2015 ~ Jan. 14, 2015

TEST SAMPLE: Production Unit

STANDARDS: FCC Part 24, Subpart E

The above equipment (model: 0PJA200) has been tested by **Bureau Veritas Consumer Products Services (H.K.) Ltd., Taoyuan Branch**, and found compliance with the requirement of the above standards. The test record, data evaluation & Equipment Under Test (EUT) configurations represented herein are true and accurate accounts of the measurements of the sample's EMC characteristics under the conditions specified in this report.

PREPARED BY : Ivonne Wu , **DATE** : Feb. 05, 2015
Ivonne Wu / Supervisor

APPROVED BY : Sam Chen , **DATE** : Feb. 05, 2015
Sam Chen / Senior Project Engineer

2 SUMMARY OF TEST RESULTS

The EUT has been tested according to the following specifications:

| APPLIED STANDARD: FCC Part 24 & Part 2 | | | |
|--|-------------------------------------|--------|---|
| STANDARD SECTION | TEST TYPE | RESULT | REMARK |
| 2.1046 24.232 | Equivalent Isotropic Radiated Power | PASS | Meet the requirement of limit. |
| 2.1055 24.235 | Frequency Stability | PASS | Meet the requirement of limit. |
| 2.1049 24.238(b) | Occupied Bandwidth | PASS | Meet the requirement of limit. |
| 24.232(d) | Peak to average ratio | PASS | Meet the requirement of limit. |
| 24.238(b) | Band Edge Measurements | PASS | Meet the requirement of limit. |
| 2.1051 24.238 | Conducted Spurious Emissions | PASS | Meet the requirement of limit. |
| 2.1053 24.238 | Radiated Spurious Emissions | PASS | Meet the requirement of limit. Minimum passing margin is -22.21dB at 5647.50MHz. |

2.1 MEASUREMENT UNCERTAINTY

Where relevant, the following measurement uncertainty levels have been estimated for tests performed on the EUT as specified in CISPR 16-4-2:

| MEASUREMENT | FREQUENCY | UNCERTAINTY |
|---------------------|-----------------|-------------|
| Conducted emissions | 9kHz~30MHz | 2.44 dB |
| Radiated emissions | 30MHz ~ 200MHz | 2.93 dB |
| | 200MHz ~1000MHz | 2.95 dB |
| | 1GHz ~ 18GHz | 2.26 dB |
| | 18GHz ~ 40GHz | 1.94 dB |

This uncertainty represents an expanded uncertainty expressed at approximately the 95% confidence level using a coverage factor of k=2.



2.2 TEST SITE AND INSTRUMENTS

| DESCRIPTION & MANUFACTURER | MODEL NO. | SERIAL NO. | DATE OF CALIBRATION | DUE DATE OF CALIBRATION |
|--|--|---------------------|---------------------|-------------------------|
| Test Receiver ROHDE & SCHWARZ | ESCI | 100744 | Apr. 15, 2014 | Apr. 14, 2015 |
| Spectrum Analyzer ROHDE & SCHWARZ | FSU43 | 101261 | Dec. 10, 2014 | Dec. 09, 2015 |
| BILOG Antenna SCHWARZBECK | VULB9168 | 9168-472 | Feb. 27, 2014 | Feb. 26, 2015 |
| HORN Antenna SCHWARZBECK | BBHA 9120 D | 9120D-969 | Feb. 19, 2014 | Feb. 18, 2015 |
| HORN Antenna SCHWARZBECK | BBHA 9170 | 9170-480 | Aug. 27, 2014 | Aug. 26, 2015 |
| Preamplifier EMCI | EMC 012645 | 980115 | Dec. 12, 2014 | Dec. 11, 2015 |
| Preamplifier EMCI | EMC184045B | 980235 | Nov. 13, 2014 | Nov. 12, 2015 |
| Preamplifier EMCI | EMC184045B | 980235 | Nov. 13, 2014 | Nov. 12, 2015 |
| RF signal cable HUBER+SUHNNER | SUCOFLEX 104 | 309219/4 2950114 | Oct. 18, 2014 | Oct. 17, 2015 |
| RF signal cable HUBER+SUHNNER | SUCOFLEX 104 | 250130/4 | Oct. 18, 2014 | Oct. 17, 2015 |
| RF signal cable Worken | RG-213 | NA | Nov. 07, 2014 | Nov. 06, 2015 |
| Software BV ADT | E3 6.120103 | NA | NA | NA |
| Antenna Tower MF | MFA-440H | NA | NA | NA |
| Turn Table MF | MFT-201SS | NA | NA | NA |
| Antenna Tower & Turn Table Controller MF | MF-7802 | NA | NA | NA |
| Power Splitter Woken | 2-18GHz 2Way SMA Fwd.:30W/Rev.:2W Isolated Power | COM412W5E3 | Apr. 17, 2014 | Apr. 16, 2015 |
| JFW 20dB attenuation | 50HF-020-SMA | NA | NA | NA |
| Communications Tester-Wireless | E5515C | MY52102544 | Sep. 11, 2014 | Sep. 10, 2016 |
| Radio Communication Analyzer | MT8820C | 6201300640 | Aug. 01, 2013 | Jul. 31, 2015 |

- NOTE:** 1. The calibration interval of the above test instruments is 12 / 24 months and the calibrations are traceable to NML/ROC and NIST/USA.
2. The test was performed in HwaYa Chamber 10.
3. The horn antenna and HP preamplifier (model: 8449B) are used only for the measurement of emission frequency above 1GHz if tested.
4. The FCC Site Registration No. is 690701.
5. The IC Site Registration No. is IC 7450F-10.



3 GENERAL INFORMATION

3.1 GENERAL DESCRIPTION OF EUT

| | | |
|--|---|-----------------------|
| EUT | Smartphone | |
| MODEL NO. | 0PJA200 | |
| POWER SUPPLY | 5.0Vdc (adapter or host equipment) 3.83Vdc (battery) | |
| MODULATION TYPE | LTE Band 2 | QPSK, 16QAM |
| | LTE Band 25 | QPSK, 16QAM |
| | CDMA | QPSK, OQPSK, HPSK |
| FREQUENCY RANGE | CDMA | 1851.3MHz ~ 1908.8MHz |
| | LTE Band 2 (Channel Bandwidth: 1.4MHz) | 1850.7MHz ~ 1909.3MHz |
| | LTE Band 2 (Channel Bandwidth: 3MHz) | 1851.5MHz ~ 1908.5MHz |
| | LTE Band 2 (Channel Bandwidth: 5MHz) | 1852.5MHz ~ 1907.5MHz |
| | LTE Band 2 (Channel Bandwidth: 10MHz) | 1855.0MHz ~ 1905.0MHz |
| | LTE Band 2 (Channel Bandwidth: 15MHz) | 1857.5MHz ~ 1902.5MHz |
| | LTE Band 2 (Channel Bandwidth: 20MHz) | 1860.0MHz ~ 1900.0MHz |
| | LTE Band 25 (Channel Bandwidth: 1.4MHz) | 1850.7MHz ~ 1914.3MHz |
| | LTE Band 25 (Channel Bandwidth: 3MHz) | 1851.5MHz ~ 1913.5MHz |
| | LTE Band 25 (Channel Bandwidth: 5MHz) | 1852.5MHz ~ 1912.5MHz |
| | LTE Band 25 (Channel Bandwidth: 10MHz) | 1855.0MHz ~ 1910.0MHz |
| | LTE Band 25 (Channel Bandwidth: 15MHz) | 1857.5MHz ~ 1907.5MHz |
| | LTE Band 25 (Channel Bandwidth: 20MHz) | 1860.0MHz ~ 1905.0MHz |
| | MAX. EIRP POWER | CDMA |
| LTE Band 2 (Channel Bandwidth: 1.4MHz) | | 358.10mW |
| LTE Band 2 (Channel Bandwidth: 3MHz) | | 385.74mW |
| LTE Band 2 (Channel Bandwidth: 5MHz) | | 378.70mW |
| LTE Band 2 (Channel Bandwidth: 10MHz) | | 397.47mW |
| LTE Band 2 (Channel Bandwidth: 15MHz) | | 388.15mW |
| LTE Band 2 (Channel Bandwidth: 20MHz) | | 395.37mW |
| LTE Band 25 (Channel Bandwidth: 1.4MHz) | | 390.84mW |
| LTE Band 25 (Channel Bandwidth: 3MHz) | | 362.49mW |
| LTE Band 25 (Channel Bandwidth: 5MHz) | | 380.19mW |
| LTE Band 25 (Channel Bandwidth: 10MHz) | | 374.37mW |
| LTE Band 25 (Channel Bandwidth: 15MHz) | | 376.70mW |
| LTE Band 25 (Channel Bandwidth: 20MHz) | | 361.41mW |



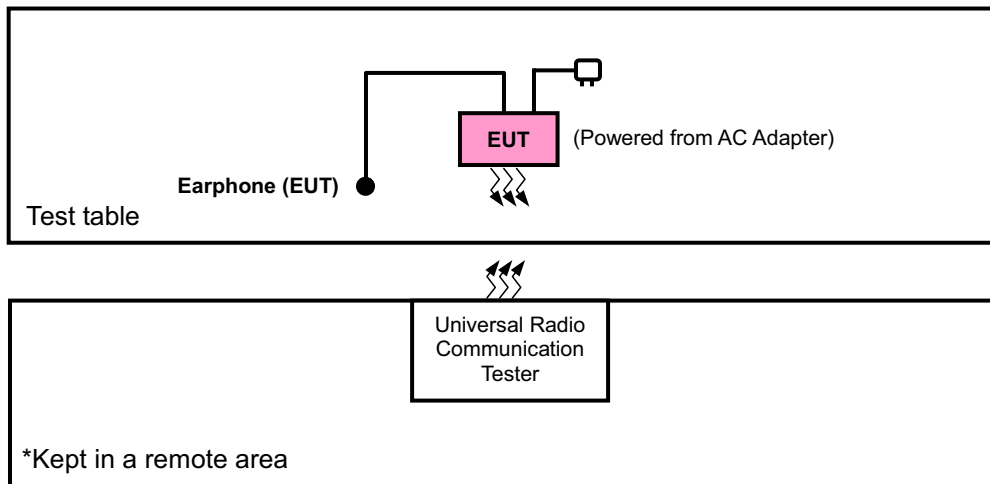
| | | |
|----------------------------|--|------------------------|
| EMISSION DESIGNATOR | CDMA | 1M27F9W |
| | LTE Band 2 (Channel Bandwidth: 1.4MHz) | 1M09G7D |
| | LTE Band 2 (Channel Bandwidth: 3MHz) | 2M70G7D |
| | LTE Band 2 (Channel Bandwidth: 5MHz) | 4M50G7D |
| | LTE Band 2 (Channel Bandwidth: 10MHz) | 8M97W7D |
| | LTE Band 2 (Channel Bandwidth: 15MHz) | 13M5G7D |
| | LTE Band 2 (Channel Bandwidth: 20MHz) | 18M0W7D |
| | LTE Band 25 (Channel Bandwidth: 1.4MHz) | 1M09G7D |
| | LTE Band 25 (Channel Bandwidth: 3MHz) | 2M70G7D |
| | LTE Band 25 (Channel Bandwidth: 5MHz) | 4M49G7D |
| | LTE Band 25 (Channel Bandwidth: 10MHz) | 8M97G7D |
| | LTE Band 25 (Channel Bandwidth: 15MHz) | 13M5G7D |
| | LTE Band 25 (Channel Bandwidth: 20MHz) | 18M0W7D |
| | ANTENNA TYPE | Fixed Internal Antenna |
| I/O PORTS | Refer to users' manual | |
| DATA CABLE | Refer to NOTE as below | |
| ACCESSORY DEVICES | Refer to NOTE as below | |

NOTE:

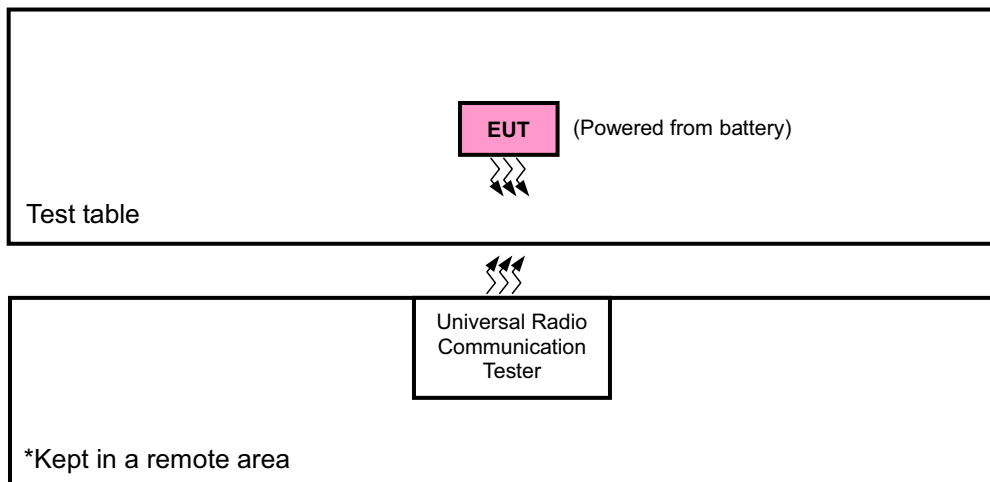
1. The EUT's accessories list refers to Ext. Pho.
2. The above EUT information was declared by manufacturer and for more detailed features description, please refer to the manufacturer's specifications or User's Manual.

3.2 CONFIGURATION OF SYSTEM UNDER TEST

FOR RADIATION EMISSION TEST



FOR E.I.R.P. TEST



3.3 DESCRIPTION OF SUPPORT UNITS

The EUT has been tested as an independent unit together with other necessary accessories or support units.

3.4 TEST ITEM AND TEST CONFIGURATION

Pre-Scan has been conducted to determine the worst-case mode from all possible combinations between available modulations, data rates, XYZ axis and antenna ports. The worst case was found as listed below. Following channel(s) was (were) selected for the final test as listed below:

| ANTENNA | BAND | EIRP | RADIATED EMISSION |
|---------|--------|---------|-------------------|
| 0 | CDMA | Z-plane | Z-axis |
| | LTE 2 | Z-plane | Y-axis |
| | LTE 25 | Z-plane | X-axis |

CDMA MODE

| EUT CONFIGURE MODE | TEST ITEM | AVAILABLE CHANNEL | TESTED CHANNEL | MODE |
|--------------------|-----------------------|-------------------|----------------|-------|
| - | EIRP | 25 to 1175 | 25, 600, 1175 | 1xRTT |
| - | FREQUENCY STABILITY | 25 to 1175 | 600 | 1xRTT |
| - | OCCUPIED BANDWIDTH | 25 to 1175 | 25, 600, 1175 | 1xRTT |
| - | PEAK TO AVERAGE RATIO | 25 to 1175 | 25, 600, 1175 | 1xRTT |
| - | BAND EDGE | 25 to 1175 | 25, 1175 | 1xRTT |
| - | CONDUCTED EMISSION | 25 to 1175 | 600 | 1xRTT |
| - | RADIATED EMISSION | 25 to 1175 | 600 | 1xRTT |

LTE BAND 2 MODE

| EUT CONFIGURE MODE | TEST ITEM | AVAILABLE CHANNEL | TESTED CHANNEL | CHANNEL BANDWIDTH | MODULATION | MODE |
|--------------------|-----------------------|-------------------|---------------------|-------------------|-------------|----------------------|
| - | EIRP | 18607 to 19193 | 18607, 18900, 19193 | 1.4MHz | QPSK, 16QAM | 1 RB / 0 RB Offset |
| | | 18615 to 19185 | 18615, 18900, 19185 | 3MHz | QPSK, 16QAM | 1 RB / 0 RB Offset |
| | | 18625 to 19175 | 18625, 18900, 19175 | 5MHz | QPSK, 16QAM | 1 RB / 0 RB Offset |
| | | 18650 to 19150 | 18650, 18900, 19150 | 10MHz | QPSK, 16QAM | 1 RB / 0 RB Offset |
| | | 18675 to 19125 | 18675, 18900, 19125 | 15MHz | QPSK, 16QAM | 1 RB / 0 RB Offset |
| | | 18700 to 19100 | 18700, 18900, 19100 | 20MHz | QPSK, 16QAM | 1 RB / 0 RB Offset |
| - | FREQUENCY STABILITY | 18607 to 19193 | 18900 | 1.4MHz | QPSK | 1 RB / 0 RB Offset |
| | | 18615 to 19185 | 18900 | 3MHz | QPSK | 1 RB / 0 RB Offset |
| | | 18625 to 19175 | 18900 | 5MHz | QPSK | 1 RB / 0 RB Offset |
| | | 18650 to 19150 | 18900 | 10MHz | QPSK | 1 RB / 0 RB Offset |
| | | 18675 to 19125 | 18900 | 15MHz | QPSK | 1 RB / 0 RB Offset |
| | | 18700 to 19100 | 18900 | 20MHz | QPSK | 1 RB / 0 RB Offset |
| - | OCCUPIED BANDWIDTH | 18607 to 19193 | 18607, 18900, 19193 | 1.4MHz | QPSK, 16QAM | 6 RB / 0 RB Offset |
| | | 18615 to 19185 | 18615, 18900, 19185 | 3MHz | QPSK, 16QAM | 15 RB / 0 RB Offset |
| | | 18625 to 19175 | 18625, 18900, 19175 | 5MHz | QPSK, 16QAM | 25 RB / 0 RB Offset |
| | | 18650 to 19150 | 18650, 18900, 19150 | 10MHz | QPSK, 16QAM | 50 RB / 0 RB Offset |
| | | 18675 to 19125 | 18675, 18900, 19125 | 15MHz | QPSK, 16QAM | 75 RB / 0 RB Offset |
| | | 18700 to 19100 | 18700, 18900, 19100 | 20MHz | QPSK, 16QAM | 100 RB / 0 RB Offset |
| - | PEAK TO AVERAGE RATIO | 18607 to 19193 | 18607, 18900, 19193 | 1.4MHz | QPSK, 16QAM | 1 RB / 0 RB Offset |
| | | 18615 to 19185 | 18615, 18900, 19185 | 3MHz | QPSK, 16QAM | 1 RB / 0 RB Offset |
| | | 18625 to 19175 | 18625, 18900, 19175 | 5MHz | QPSK, 16QAM | 1 RB / 0 RB Offset |
| | | 18650 to 19150 | 18650, 18900, 19150 | 10MHz | QPSK, 16QAM | 1 RB / 0 RB Offset |
| | | 18675 to 19125 | 18675, 18900, 19125 | 15MHz | QPSK, 16QAM | 1 RB / 0 RB Offset |
| | | 18700 to 19100 | 18700, 18900, 19100 | 20MHz | QPSK, 16QAM | 1 RB / 0 RB Offset |

| EUT CONFIGURE MODE | TEST ITEM | AVAILABLE CHANNEL | TESTED CHANNEL | CHANNEL BANDWIDTH | MODULATION | MODE | | |
|--------------------|-------------------|-------------------|--------------------|-------------------|------------|---|------|--------------------|
| - | BAND EDGE | 18607 to 19193 | 18607 | 1.4MHz | QPSK | 1 RB / 0 RB Offset 6 RB / 0 RB Offset | | |
| | | | 19193 | 1.4MHz | QPSK | 1 RB / 5 RB Offset 6 RB / 0 RB Offset | | |
| | | 18615 to 19185 | 18615 | 3MHz | QPSK | 1 RB / 0 RB Offset 15 RB / 0 RB Offset | | |
| | | | 19185 | 3MHz | QPSK | 1 RB / 14 RB Offset 15 RB / 0 RB Offset | | |
| | | 18625 to 19175 | 18625 | 5MHz | QPSK | 1 RB / 0 RB Offset 25 RB / 0 RB Offset | | |
| | | | 19175 | 5MHz | QPSK | 1 RB / 24 RB Offset 25 RB / 0 RB Offset | | |
| | | 18650 to 19150 | 18650 | 10MHz | QPSK | 1 RB / 0 RB Offset 50 RB / 0 RB Offset | | |
| | | | 19150 | 10MHz | QPSK | 1 RB / 49 RB Offset 50 RB / 0 RB Offset | | |
| | | 18675 to 19125 | 18675 | 15MHz | QPSK | 1 RB / 0 RB Offset 75 RB / 0 RB Offset | | |
| | | | 19125 | 15MHz | QPSK | 1 RB / 74 RB Offset 75 RB / 0 RB Offset | | |
| | | 18700 to 19100 | 18700 | 20MHz | QPSK | 1 RB / 0 RB Offset 100 RB / 0 RB Offset | | |
| | | | 19100 | 20MHz | QPSK | 1 RB / 99 RB Offset 100 RB / 0 RB Offset | | |
| | | - | CONDUCTED EMISSION | 18607 to 19193 | 18900 | 1.4MHz | QPSK | 1 RB / 0 RB Offset |
| | | | | 18615 to 19185 | 18900 | 3MHz | QPSK | 1 RB / 0 RB Offset |
| | | | | 18625 to 19175 | 18900 | 5MHz | QPSK | 1 RB / 0 RB Offset |
| | | | | 18650 to 19150 | 18900 | 10MHz | QPSK | 1 RB / 0 RB Offset |
| | | | | 18675 to 19125 | 18900 | 15MHz | QPSK | 1 RB / 0 RB Offset |
| | | | | 18700 to 19100 | 18900 | 20MHz | QPSK | 1 RB / 0 RB Offset |
| - | RADIATED EMISSION | 18700 to 19100 | 18900 | 20MHz | QPSK | 1 RB / 0 RB Offset | | |

Note: This device was tested under all bandwidths, RB configurations and modulations. The worst case was found in QPSK modulation.



LTE BAND 25 MODE

| EUT CONFIGURE MODE | TEST ITEM | AVAILABLE CHANNEL | TESTED CHANNEL | CHANNEL BANDWIDTH | MODULATION | MODE |
|--------------------|-----------------------|-------------------|---------------------|-------------------|--------------|----------------------|
| - | EIRP | 26047 to 26683 | 26047, 26365, 26683 | 1.4MHz | QPSK / 16QAM | 1 RB / 0 RB Offset |
| | | 26055 to 26675 | 26055, 26365, 26675 | 3MHz | QPSK / 16QAM | 1 RB / 0 RB Offset |
| | | 26065 to 26665 | 26065, 26365, 26665 | 5MHz | QPSK / 16QAM | 1 RB / 0 RB Offset |
| | | 26090 to 26640 | 26090, 26365, 26640 | 10MHz | QPSK / 16QAM | 1 RB / 0 RB Offset |
| | | 26115 to 26615 | 26115, 26365, 26615 | 15MHz | QPSK / 16QAM | 1 RB / 0 RB Offset |
| | | 26140 to 26590 | 26140, 26365, 26590 | 20MHz | QPSK / 16QAM | 1 RB / 0 RB Offset |
| - | FREQUENCY STABILITY | 26047 to 26683 | 26365 | 1.4MHz | QPSK | 1 RB / 0 RB Offset |
| | | 26055 to 26675 | 26365 | 3MHz | QPSK | 1 RB / 0 RB Offset |
| | | 26065 to 26665 | 26365 | 5MHz | QPSK | 1 RB / 0 RB Offset |
| | | 26090 to 26640 | 26365 | 10MHz | QPSK | 1 RB / 0 RB Offset |
| | | 26115 to 26615 | 26365 | 15MHz | QPSK | 1 RB / 0 RB Offset |
| | | 26140 to 26590 | 26365 | 20MHz | QPSK | 1 RB / 0 RB Offset |
| - | OCCUPIED BANDWIDTH | 26047 to 26683 | 26047, 26365, 26683 | 1.4MHz | QPSK / 16QAM | 6 RB / 0 RB Offset |
| | | 26055 to 26675 | 26055, 26365, 26675 | 3MHz | QPSK / 16QAM | 15 RB / 0 RB Offset |
| | | 26065 to 26665 | 26065, 26365, 26665 | 5MHz | QPSK / 16QAM | 25 RB / 0 RB Offset |
| | | 26090 to 26640 | 26090, 26365, 26640 | 10MHz | QPSK / 16QAM | 50 RB / 0 RB Offset |
| | | 26115 to 26615 | 26115, 26365, 26615 | 15MHz | QPSK / 16QAM | 75 RB / 0 RB Offset |
| | | 26140 to 26590 | 26140, 26365, 26590 | 20MHz | QPSK / 16QAM | 100 RB / 0 RB Offset |
| - | PEAK TO AVERAGE RATIO | 26047 to 26683 | 26047, 26365, 26683 | 1.4MHz | QPSK / 16QAM | 1 RB / 0 RB Offset |
| | | 26055 to 26675 | 26055, 26365, 26675 | 3MHz | QPSK / 16QAM | 1 RB / 7 RB Offset |
| | | 26065 to 26665 | 26065, 26365, 26665 | 5MHz | QPSK / 16QAM | 1 RB / 12 RB Offset |
| | | 26090 to 26640 | 26090, 26365, 26640 | 10MHz | QPSK / 16QAM | 1 RB / 24 RB Offset |
| | | 26115 to 26615 | 26115, 26365, 26615 | 15MHz | QPSK / 16QAM | 75 RB / 0 RB Offset |
| | | 26140 to 26590 | 26140, 26365, 26590 | 20MHz | QPSK / 16QAM | 100 RB / 0 RB Offset |

| EUT CONFIGURE MODE | TEST ITEM | AVAILABLE CHANNEL | TESTED CHANNEL | CHANNEL BANDWIDTH | MODULATION | MODE | | |
|--------------------|-------------------|-------------------|--------------------|-------------------|------------|---|------|---------------------|
| - | BAND EDGE | 26047 to 26683 | 26047 | 1.4MHz | QPSK | 1 RB / 0 RB Offset 6 RB / 0 RB Offset | | |
| | | | 26683 | 1.4MHz | QPSK | 1 RB / 5 RB Offset 6 RB / 0 RB Offset | | |
| | | 26055 to 26675 | 26055 | 3MHz | QPSK | 1 RB / 0 RB Offset 1 RB / 0 RB Offset | | |
| | | | 26675 | 3MHz | QPSK | 1 RB / 14 RB Offset 15 RB / 0 RB Offset | | |
| | | 26065 to 26665 | 26065 | 5MHz | QPSK | 1 RB / 0 RB Offset 25 RB / 0 RB Offset | | |
| | | | 26665 | 5MHz | QPSK | 1 RB / 24 RB Offset 25 RB / 0 RB Offset | | |
| | | 26090 to 26640 | 26090 | 10MHz | QPSK | 1 RB / 0 RB Offset 50 RB / 0 RB Offset | | |
| | | | 26640 | 10MHz | QPSK | 1 RB / 49 RB Offset 50 RB / 0 RB Offset | | |
| | | 26115 to 26615 | 26115 | 15MHz | QPSK | 1 RB / 0 RB Offset 75 RB / 0 RB Offset | | |
| | | | 26615 | 15MHz | QPSK | 1 RB / 74 RB Offset 75 RB / 0 RB Offset | | |
| | | 26140 to 26590 | 26140 | 20MHz | QPSK | 1 RB / 0 RB Offset 100 RB / 0 RB Offset | | |
| | | | 26590 | 20MHz | QPSK | 1 RB / 99 RB Offset 100 RB / 0 RB Offset | | |
| | | - | CONDUCTED EMISSION | 26047 to 26683 | 26365 | 1.4MHz | QPSK | 1 RB / 5 RB Offset |
| | | | | 26055 to 26675 | 26365 | 3MHz | QPSK | 1 RB / 7 RB Offset |
| | | | | 26065 to 26665 | 26365 | 5MHz | QPSK | 1 RB / 12 RB Offset |
| | | | | 26090 to 26640 | 26365 | 10MHz | QPSK | 1 RB / 24 RB Offset |
| | | | | 26115 to 26615 | 26365 | 15MHz | QPSK | 1 RB / 0 RB Offset |
| | | | | 26140 to 26590 | 26365 | 20MHz | QPSK | 1 RB / 0 RB Offset |
| - | RADIATED EMISSION | 26140 to 26590 | 26365 | 20MHz | QPSK | 1 RB / 0 RB Offset | | |

Note: This device was tested under all bandwidths, RB configurations and modulations. The worst case was found in QPSK modulation.

TEST CONDITION:

| TEST ITEM | ENVIRONMENTAL CONDITIONS | INPUT POWER | TESTED BY |
|-----------------------|--------------------------|--------------|-----------|
| EIRP | 26deg. C, 58%RH | 3.82Vdc | Will Chen |
| FREQUENCY STABILITY | 26deg. C, 58%RH | 3.82Vdc | Luke Chen |
| OCCUPIED BANDWIDTH | 26deg. C, 58%RH | 3.82Vdc | Luke Chen |
| PEAK TO AVERAGE RATIO | 26deg. C, 58%RH | 3.82Vdc | Luke Chen |
| BAND EDGE | 26deg. C, 58%RH | 3.82Vdc | Luke Chen |
| CONDUCTED EMISSION | 26deg. C, 58%RH | 3.82Vdc | Luke Chen |
| RADIATED EMISSION | 25deg. C, 65%RH | 120Vac, 60Hz | Will Chen |

3.5 EUT OPERATING CONDITIONS

The EUT makes a call to the communication simulator. The communication simulator station system controlled a EUT to export maximum output power under transmission mode and specific channel frequency

3.6 GENERAL DESCRIPTION OF APPLIED STANDARDS

The EUT is a RF product. According to the specifications of the manufacturer, it must comply with the requirements of the following standards:

FCC 47 CFR Part 2

FCC 47 CFR Part 24

ANSI/TIA/EIA-603-C 2004

NOTE: All test items have been performed and recorded as per the above standards.

4 TEST TYPES AND RESULTS

4.1 OUTPUT POWER MEASUREMENT

4.1.1 LIMITS OF OUTPUT POWER MEASUREMENT

Mobile and portable stations are limited to 2 watts EIRP.

4.1.2 TEST PROCEDURES

EIRP MEASUREMENT:

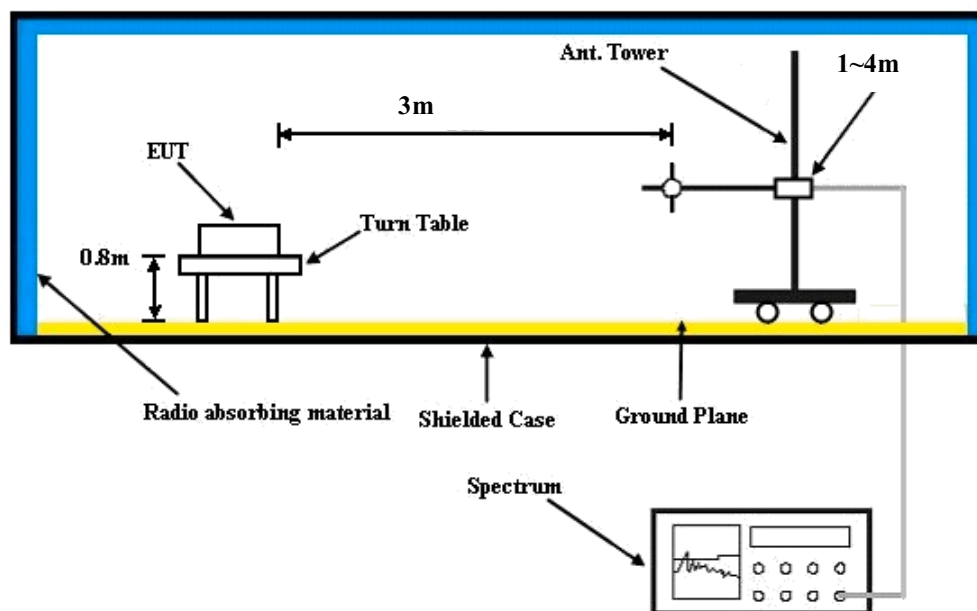
- a. All measurements were done at low, middle and high operational frequency range. RBW and VBW is 5MHz for CDMA and 10MHz for LTE mode.
- b. Substitution method is used for E.I.R.P measurement. In the semi-anechoic chamber, EUT placed on the 0.8m height of Turn Table, rotated the table around 360 degrees to search the maximum radiation power and receiver antenna shall be rotated vertical and horizontal polarization and moved height from 1m to 4m to find the maximum polar radiated power. The “Read Value” is the spectrum reading the maximum power value.
- c. The substitution horn antenna is substituted for EUT at the same position and signals generator export the CW signal to the substitution antenna via a tx cable. Rotated the Turn Table and moved receiving antenna to find the maximum radiation power. Adjust output power level of S.G to get a Value of spectrum reading equal to “Read Value” of step b. Record the power level of S.G
- d. $EIRP = \text{Output power level of S.G} - \text{TX cable loss} + \text{Antenna gain of substitution horn}.$

CONDUCTED POWER MEASUREMENT:

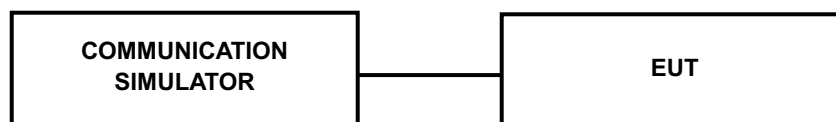
The EUT was set up for the maximum power with CDMA & LTE link data modulation and link up with simulator. Set the EUT to transmit under low, middle and high channel and record the power level shown on simulator.

4.1.3 TEST SETUP

EIRP / ERP MEASUREMENT:



CONDUCTED POWER MEASUREMENT:



4.1.4 TEST RESULTS

CONDUCTED OUTPUT POWER (dBm)

| Band | CDMA | | |
|-------------------|---------|--------------|---------|
| Channel | 25 | 600 | 1175 |
| Frequency (MHz) | 1851.25 | 1880 | 1908.75 |
| RC1+SO55 | 23.81 | 24.31 | 24.21 |
| RC3+SO55 | 23.89 | 24.49 | 24.28 |
| RC3+SO32(+ F-SCH) | 23.71 | 24.35 | 24.17 |
| RC3+SO32(+SCH) | 23.76 | 24.30 | 24.12 |
| RTAP 153.6 | 24.30 | 24.48 | 24.28 |
| RETAP 4096 | 24.32 | 24.42 | 24.32 |

| Band / BW | RB Size | RB Offset | QPSK | | | 3GPP MPR (dB) | 16QAM | | | 3GPP MPR (dB) |
|-----------|---------|-----------|--------------|--------------|---------------|---------------|--------------|--------------|---------------|---------------|
| | | | Low CH 18607 | Mid CH 18900 | High CH 19193 | | Low CH 18607 | Mid CH 18900 | High CH 19193 | |
| | | | 1850.7 MHz | 1880.0 MHz | 1909.3 MHz | | 1850.7 MHz | 1880.0 MHz | 1909.3 MHz | |
| 2 / 1.4M | 1 | 0 | 23.89 | 24.27 | 24.30 | 0 | 23.87 | 24.25 | 24.28 | 1 |
| | 1 | 2 | 22.83 | 23.21 | 23.24 | 0 | 22.81 | 23.19 | 23.22 | 1 |
| | 1 | 5 | 23.36 | 23.74 | 23.77 | 0 | 23.34 | 23.72 | 23.75 | 1 |
| | 3 | 0 | 22.89 | 23.27 | 23.30 | 0 | 22.87 | 23.25 | 23.28 | 1 |
| | 3 | 1 | 21.83 | 22.21 | 22.24 | 0 | 21.81 | 22.19 | 22.22 | 1 |
| | 3 | 3 | 22.36 | 22.74 | 22.77 | 0 | 22.34 | 22.72 | 22.75 | 1 |
| | 6 | 0 | 22.24 | 22.65 | 22.58 | 1 | 22.22 | 22.63 | 22.56 | 2 |

| Band / BW | RB Size | RB Offset | QPSK | | | 3GPP MPR (dB) | 16QAM | | | 3GPP MPR (dB) |
|-----------|---------|-----------|--------------|--------------|---------------|---------------|--------------|--------------|---------------|---------------|
| | | | Low CH 18615 | Mid CH 18900 | High CH 19185 | | Low CH 18615 | Mid CH 18900 | High CH 19185 | |
| | | | 1851.5 MHz | 1880.0 MHz | 1908.5 MHz | | 1851.5 MHz | 1880.0 MHz | 1908.5 MHz | |
| 2 / 3M | 1 | 0 | 23.90 | 24.28 | 24.31 | 0 | 23.88 | 24.26 | 24.29 | 1 |
| | 1 | 7 | 22.84 | 23.22 | 23.25 | 0 | 22.82 | 23.20 | 23.23 | 1 |
| | 1 | 14 | 23.37 | 23.75 | 23.78 | 0 | 23.35 | 23.73 | 23.76 | 1 |
| | 8 | 0 | 22.90 | 23.28 | 23.31 | 1 | 22.88 | 23.26 | 23.29 | 2 |
| | 8 | 3 | 21.84 | 22.22 | 22.25 | 1 | 21.82 | 22.20 | 22.23 | 2 |
| | 8 | 7 | 22.37 | 22.75 | 22.78 | 1 | 22.35 | 22.73 | 22.76 | 2 |
| | 15 | 0 | 22.25 | 22.66 | 22.59 | 1 | 22.23 | 22.64 | 22.57 | 2 |

| Band / BW | RB Size | RB Offset | QPSK | | | 3GPP MPR (dB) | 16QAM | | | 3GPP MPR (dB) |
|-----------|---------|-----------|--------------|--------------|---------------|---------------|--------------|--------------|---------------|---------------|
| | | | Low CH 18625 | Mid CH 18900 | High CH 19175 | | Low CH 18625 | Mid CH 18900 | High CH 19175 | |
| | | | 1852.5 MHz | 1880.0 MHz | 1907.5 MHz | | 1852.5 MHz | 1880.0 MHz | 1907.5 MHz | |
| 2 / 5M | 1 | 0 | 23.91 | 24.29 | 24.32 | 0 | 23.89 | 24.27 | 24.30 | 1 |
| | 1 | 12 | 22.85 | 23.23 | 23.26 | 0 | 22.83 | 23.21 | 23.24 | 1 |
| | 1 | 24 | 23.38 | 23.76 | 23.79 | 0 | 23.36 | 23.74 | 23.77 | 1 |
| | 12 | 0 | 22.91 | 23.29 | 23.32 | 1 | 22.89 | 23.27 | 23.30 | 2 |
| | 12 | 6 | 21.85 | 22.23 | 22.26 | 1 | 21.83 | 22.21 | 22.24 | 2 |
| | 12 | 13 | 22.38 | 22.76 | 22.79 | 1 | 22.36 | 22.74 | 22.77 | 2 |
| | 25 | 0 | 22.26 | 22.67 | 22.60 | 1 | 22.24 | 22.65 | 22.58 | 2 |



| Band / BW | RB Size | RB Offset | QPSK | | | 3GPP MPR (dB) | 16QAM | | | 3GPP MPR (dB) |
|-----------|---------|-----------|--------------|--------------|---------------|---------------|--------------|--------------|---------------|---------------|
| | | | Low CH 18650 | Mid CH 18900 | High CH 19150 | | Low CH 18650 | Mid CH 18900 | High CH 19150 | |
| | | | 1855.0 MHz | 1880.0 MHz | 1905.0 MHz | | 1855.0 MHz | 1880.0 MHz | 1905.0 MHz | |
| 2 / 10M | 1 | 0 | 23.92 | 24.30 | 24.33 | 0 | 23.90 | 24.28 | 24.31 | 1 |
| | 1 | 24 | 22.86 | 23.24 | 23.27 | 0 | 22.84 | 23.22 | 23.25 | 1 |
| | 1 | 49 | 23.39 | 23.77 | 23.80 | 0 | 23.37 | 23.75 | 23.78 | 1 |
| | 25 | 0 | 22.92 | 23.30 | 23.33 | 1 | 22.90 | 23.28 | 23.31 | 2 |
| | 25 | 12 | 21.86 | 22.24 | 22.27 | 1 | 21.84 | 22.22 | 22.25 | 2 |
| | 25 | 25 | 22.39 | 22.77 | 22.80 | 1 | 22.37 | 22.75 | 22.78 | 2 |
| | 50 | 0 | 22.27 | 22.68 | 22.61 | 1 | 22.25 | 22.66 | 22.59 | 2 |

| Band / BW | RB Size | RB Offset | QPSK | | | 3GPP MPR (dB) | 16QAM | | | 3GPP MPR (dB) |
|-----------|---------|-----------|--------------|--------------|---------------|---------------|--------------|--------------|---------------|---------------|
| | | | Low CH 18675 | Mid CH 18900 | High CH 19125 | | Low CH 18675 | Mid CH 18900 | High CH 19125 | |
| | | | 1857.5 MHz | 1880.0 MHz | 1902.5 MHz | | 1857.5 MHz | 1880.0 MHz | 1902.5 MHz | |
| 2 / 15M | 1 | 0 | 23.94 | 24.32 | 24.35 | 0 | 23.92 | 24.30 | 24.33 | 1 |
| | 1 | 37 | 22.88 | 23.26 | 23.29 | 0 | 22.86 | 23.24 | 23.27 | 1 |
| | 1 | 74 | 23.41 | 23.79 | 23.82 | 0 | 23.39 | 23.77 | 23.80 | 1 |
| | 36 | 0 | 22.94 | 23.32 | 23.35 | 1 | 22.92 | 23.30 | 23.33 | 2 |
| | 36 | 19 | 21.88 | 22.26 | 22.29 | 1 | 21.86 | 22.24 | 22.27 | 2 |
| | 36 | 39 | 22.41 | 22.79 | 22.82 | 1 | 22.39 | 22.77 | 22.80 | 2 |
| | 75 | 0 | 22.29 | 22.70 | 22.63 | 1 | 22.27 | 22.68 | 22.61 | 2 |

| Band / BW | RB Size | RB Offset | QPSK | | | 3GPP MPR (dB) | 16QAM | | | 3GPP MPR (dB) |
|-----------|---------|-----------|--------------|--------------|---------------|---------------|--------------|--------------|---------------|---------------|
| | | | Low CH 18700 | Mid CH 18900 | High CH 19100 | | Low CH 18700 | Mid CH 18900 | High CH 19100 | |
| | | | 1860.0 MHz | 1880.0 MHz | 1900.0 MHz | | 1860.0 MHz | 1880.0 MHz | 1900.0 MHz | |
| 2 / 20M | 1 | 0 | 23.96 | 24.34 | 24.37 | 0 | 23.94 | 24.32 | 24.35 | 1 |
| | 1 | 50 | 22.90 | 23.28 | 23.31 | 0 | 22.88 | 23.26 | 23.29 | 1 |
| | 1 | 99 | 23.43 | 23.81 | 23.84 | 0 | 23.41 | 23.79 | 23.82 | 1 |
| | 50 | 0 | 22.96 | 23.34 | 23.37 | 1 | 22.94 | 23.32 | 23.35 | 2 |
| | 50 | 25 | 21.90 | 22.28 | 22.31 | 1 | 21.88 | 22.26 | 22.29 | 2 |
| | 50 | 50 | 22.43 | 22.81 | 22.84 | 1 | 22.41 | 22.79 | 22.82 | 2 |
| | 100 | 0 | 22.31 | 22.72 | 22.65 | 1 | 22.29 | 22.70 | 22.63 | 2 |



| Band / BW | RB Size | RB Offset | QPSK | | | 3GPP MPR (dB) | 16QAM | | | 3GPP MPR (dB) |
|-----------|---------|-----------|--------------|--------------|---------------|---------------|--------------|--------------|---------------|---------------|
| | | | Low CH 26047 | Mid CH 26365 | High CH 26683 | | Low CH 26047 | Mid CH 26365 | High CH 26683 | |
| | | | 1850.7 MHz | 1882.5 MHz | 1914.3 MHz | | 1850.7 MHz | 1882.5 MHz | 1914.3 MHz | |
| 25 / 1.4M | 1 | 0 | 23.84 | 24.32 | 24.34 | 0 | 22.84 | 23.32 | 23.34 | 1 |
| | 1 | 2 | 22.83 | 23.31 | 23.33 | 0 | 21.83 | 22.31 | 22.33 | 1 |
| | 1 | 5 | 23.39 | 23.87 | 23.89 | 0 | 22.39 | 22.87 | 22.89 | 1 |
| | 3 | 0 | 22.84 | 23.32 | 23.34 | 0 | 21.84 | 22.32 | 22.34 | 1 |
| | 3 | 1 | 21.83 | 22.31 | 22.33 | 0 | 20.83 | 21.31 | 21.33 | 1 |
| | 3 | 3 | 22.39 | 22.87 | 22.89 | 0 | 21.39 | 21.87 | 21.89 | 1 |
| | 6 | 0 | 22.35 | 22.75 | 22.55 | 1 | 21.35 | 21.75 | 21.55 | 2 |

| Band / BW | RB Size | RB Offset | QPSK | | | 3GPP MPR (dB) | 16QAM | | | 3GPP MPR (dB) |
|-----------|---------|-----------|--------------|--------------|---------------|---------------|--------------|--------------|---------------|---------------|
| | | | Low CH 26055 | Mid CH 26365 | High CH 26675 | | Low CH 26055 | Mid CH 26365 | High CH 26675 | |
| | | | 1851.5 MHz | 1882.5 MHz | 1913.5 MHz | | 1851.5 MHz | 1882.5 MHz | 1913.5 MHz | |
| 25 / 3M | 1 | 0 | 23.85 | 24.33 | 24.35 | 0 | 22.85 | 23.33 | 23.35 | 1 |
| | 1 | 7 | 22.84 | 23.32 | 23.34 | 0 | 21.84 | 22.32 | 22.34 | 1 |
| | 1 | 14 | 23.40 | 23.88 | 23.90 | 0 | 22.40 | 22.88 | 22.90 | 1 |
| | 8 | 0 | 22.85 | 23.33 | 23.35 | 1 | 21.85 | 22.33 | 22.35 | 2 |
| | 8 | 3 | 21.84 | 22.32 | 22.34 | 1 | 20.84 | 21.32 | 21.34 | 2 |
| | 8 | 7 | 22.40 | 22.88 | 22.90 | 1 | 21.40 | 21.88 | 21.90 | 2 |
| | 15 | 0 | 22.36 | 22.76 | 22.56 | 1 | 21.36 | 21.76 | 21.56 | 2 |

| Band / BW | RB Size | RB Offset | QPSK | | | 3GPP MPR (dB) | 16QAM | | | 3GPP MPR (dB) |
|-----------|---------|-----------|--------------|--------------|---------------|---------------|--------------|--------------|---------------|---------------|
| | | | Low CH 26065 | Mid CH 26365 | High CH 26665 | | Low CH 26065 | Mid CH 26365 | High CH 26665 | |
| | | | 1852.5 MHz | 1882.5 MHz | 1912.5 MHz | | 1852.5 MHz | 1882.5 MHz | 1912.5 MHz | |
| 25 / 5M | 1 | 0 | 23.86 | 24.34 | 24.36 | 0 | 22.86 | 23.34 | 23.36 | 1 |
| | 1 | 12 | 22.85 | 23.33 | 23.35 | 0 | 21.85 | 22.33 | 22.35 | 1 |
| | 1 | 24 | 23.41 | 23.89 | 23.91 | 0 | 22.41 | 22.89 | 22.91 | 1 |
| | 12 | 0 | 22.86 | 23.34 | 23.36 | 1 | 21.86 | 22.34 | 22.36 | 2 |
| | 12 | 6 | 21.85 | 22.33 | 22.35 | 1 | 20.85 | 21.33 | 21.35 | 2 |
| | 12 | 13 | 22.41 | 22.89 | 22.91 | 1 | 21.41 | 21.89 | 21.91 | 2 |
| | 25 | 0 | 22.37 | 22.77 | 22.57 | 1 | 21.37 | 21.77 | 21.57 | 2 |

| Band / BW | RB Size | RB Offset | QPSK | | | 3GPP MPR (dB) | 16QAM | | | 3GPP MPR (dB) |
|-----------|---------|-----------|--------------|--------------|---------------|---------------|--------------|--------------|---------------|---------------|
| | | | Low CH 26090 | Mid CH 26365 | High CH 26640 | | Low CH 26090 | Mid CH 26365 | High CH 26640 | |
| | | | 1855.0 MHz | 1882.5 MHz | 1910.0 MHz | | 1855.0 MHz | 1882.5 MHz | 1910.0 MHz | |
| 25 / 10M | 1 | 0 | 23.88 | 24.36 | 24.38 | 0 | 22.88 | 23.36 | 23.38 | 1 |
| | 1 | 24 | 22.87 | 23.35 | 23.37 | 0 | 21.87 | 22.35 | 22.37 | 1 |
| | 1 | 49 | 23.43 | 23.91 | 23.93 | 0 | 22.43 | 22.91 | 22.93 | 1 |
| | 25 | 0 | 22.88 | 23.36 | 23.38 | 1 | 21.88 | 22.36 | 22.38 | 2 |
| | 25 | 12 | 21.87 | 22.35 | 22.37 | 1 | 20.87 | 21.35 | 21.37 | 2 |
| | 25 | 25 | 22.43 | 22.91 | 22.93 | 1 | 21.43 | 21.91 | 21.93 | 2 |
| | 50 | 0 | 22.39 | 22.79 | 22.59 | 1 | 21.39 | 21.79 | 21.59 | 2 |



| Band / BW | RB Size | RB Offset | QPSK | | | 3GPP MPR (dB) | 16QAM | | | 3GPP MPR (dB) |
|-----------|---------|-----------|--------------|--------------|---------------|---------------|--------------|--------------|---------------|---------------|
| | | | Low CH 26115 | Mid CH 26365 | High CH 26615 | | Low CH 26115 | Mid CH 26365 | High CH 26615 | |
| | | | 1857.5 MHz | 1882.5 MHz | 1907.5 MHz | | 1857.5 MHz | 1882.5 MHz | 1907.5 MHz | |
| 25 / 15M | 1 | 0 | 23.89 | 24.37 | 24.39 | 0 | 22.89 | 23.37 | 23.39 | 1 |
| | 1 | 37 | 22.88 | 23.36 | 23.38 | 0 | 21.88 | 22.36 | 22.38 | 1 |
| | 1 | 74 | 23.44 | 23.92 | 23.94 | 0 | 22.44 | 22.92 | 22.94 | 1 |
| | 36 | 0 | 22.89 | 23.37 | 23.39 | 1 | 21.89 | 22.37 | 22.39 | 2 |
| | 36 | 19 | 21.88 | 22.36 | 22.38 | 1 | 20.88 | 21.36 | 21.38 | 2 |
| | 36 | 39 | 22.44 | 22.92 | 22.94 | 1 | 21.44 | 21.92 | 21.94 | 2 |
| | 75 | 0 | 22.40 | 22.80 | 22.60 | 1 | 21.40 | 21.80 | 21.60 | 2 |

| Band / BW | RB Size | RB Offset | QPSK | | | 3GPP MPR (dB) | 16QAM | | | 3GPP MPR (dB) |
|-----------|---------|-----------|--------------|--------------|---------------|---------------|--------------|--------------|---------------|---------------|
| | | | Low CH 26140 | Mid CH 26365 | High CH 26590 | | Low CH 26140 | Mid CH 26365 | High CH 26590 | |
| | | | 1860.0 MHz | 1882.5 MHz | 1905.0 MHz | | 1860.0 MHz | 1882.5 MHz | 1905.0 MHz | |
| 25 / 20M | 1 | 0 | 23.90 | 24.38 | 24.40 | 0 | 22.90 | 23.38 | 23.40 | 1 |
| | 1 | 50 | 22.89 | 23.37 | 23.39 | 0 | 21.89 | 22.37 | 22.39 | 1 |
| | 1 | 99 | 23.45 | 23.93 | 23.95 | 0 | 22.45 | 22.93 | 22.95 | 1 |
| | 50 | 0 | 22.90 | 23.38 | 23.40 | 1 | 21.90 | 22.38 | 22.40 | 2 |
| | 50 | 25 | 21.89 | 22.37 | 22.39 | 1 | 20.89 | 21.37 | 21.39 | 2 |
| | 50 | 50 | 22.45 | 22.93 | 22.95 | 1 | 21.45 | 21.93 | 21.95 | 2 |
| | 100 | 0 | 22.41 | 22.81 | 22.61 | 1 | 21.41 | 21.81 | 21.61 | 2 |



EIRP POWER (dBm)

| CDMA | | | | | | | |
|-------|---------|-----------------|-----------|-----------------------|-----------|----------|--------------------|
| Plane | Channel | Frequency (MHz) | LVL (dBm) | Correction Factor(dB) | EIRP(dBm) | EIRP(mW) | Polarization (H/V) |
| Z | 25 | 1851.25 | -19.02 | 44.70 | 25.68 | 369.83 | H |
| | 600 | 1880.00 | -19.50 | 44.70 | 25.20 | 331.13 | H |
| | 1175 | 1908.75 | -18.83 | 44.57 | 25.74 | 375.23 | H |
| | 25 | 1851.25 | -24.54 | 44.27 | 19.73 | 93.97 | V |
| | 600 | 1880.00 | -25.49 | 44.87 | 19.38 | 86.70 | V |
| | 1175 | 1908.75 | -25.37 | 44.61 | 19.24 | 84.00 | V |

| LTE Band 2 | | | | | | | |
|----------------------------------|---------|-----------------|-----------|-----------------------|-----------|----------|--------------------|
| Channel Bandwidth: 1.4MHz / QPSK | | | | | | | |
| Plane | Channel | Frequency (MHz) | LVL (dBm) | Correction Factor(dB) | EIRP(dBm) | EIRP(mW) | Polarization (H/V) |
| Z | 18607 | 1850.7 | -23.19 | 44.70 | 21.51 | 141.58 | H |
| | 18900 | 1880.0 | -23.38 | 44.70 | 21.32 | 135.52 | H |
| | 19193 | 1909.3 | -23.22 | 44.57 | 21.35 | 136.55 | H |
| | 18607 | 1850.7 | -19.12 | 44.27 | 25.15 | 327.34 | V |
| | 18900 | 1880.0 | -19.35 | 44.87 | 25.52 | 356.45 | V |
| | 19193 | 1909.3 | -19.24 | 44.61 | 25.37 | 344.59 | V |

| LTE Band 2 | | | | | | | |
|-----------------------------------|---------|-----------------|-----------|-----------------------|-----------|----------|--------------------|
| Channel Bandwidth: 1.4MHz / 16QAM | | | | | | | |
| Plane | Channel | Frequency (MHz) | LVL (dBm) | Correction Factor(dB) | EIRP(dBm) | EIRP(mW) | Polarization (H/V) |
| Z | 18607 | 1850.7 | -23.66 | 44.70 | 21.04 | 127.06 | H |
| | 18900 | 1880.0 | -23.57 | 44.70 | 21.13 | 129.72 | H |
| | 19193 | 1909.3 | -23.23 | 44.57 | 21.34 | 136.24 | H |
| | 18607 | 1850.7 | -19.23 | 44.27 | 25.04 | 319.15 | V |
| | 18900 | 1880.0 | -19.33 | 44.87 | 25.54 | 358.10 | V |
| | 19193 | 1909.3 | -19.56 | 44.61 | 25.05 | 320.11 | V |



| LTE Band 2 | | | | | | | |
|--------------------------------|---------|-----------------|-----------|-----------------------|-----------|----------|--------------------|
| Channel Bandwidth: 3MHz / QPSK | | | | | | | |
| Plane | Channel | Frequency (MHz) | LVL (dBm) | Correction Factor(dB) | EIRP(dBm) | EIRP(mW) | Polarization (H/V) |
| Z | 18615 | 1851.5 | -23.68 | 44.70 | 21.02 | 126.47 | H |
| | 18900 | 1880.0 | -23.64 | 44.70 | 21.06 | 127.64 | H |
| | 19185 | 1908.5 | -23.18 | 44.57 | 21.39 | 137.82 | H |
| | 18615 | 1851.5 | -18.88 | 44.27 | 25.39 | 345.94 | V |
| | 18900 | 1880.0 | -19.76 | 44.87 | 25.11 | 324.34 | V |
| | 19185 | 1908.5 | -19.51 | 44.61 | 25.10 | 323.82 | V |

| LTE Band 2 | | | | | | | |
|---------------------------------|---------|-----------------|-----------|-----------------------|-----------|----------|--------------------|
| Channel Bandwidth: 3MHz / 16QAM | | | | | | | |
| Plane | Channel | Frequency (MHz) | LVL (dBm) | Correction Factor(dB) | EIRP(dBm) | EIRP(mW) | Polarization (H/V) |
| Z | 18615 | 1851.5 | -23.18 | 44.70 | 21.52 | 141.91 | H |
| | 18900 | 1880.0 | -23.53 | 44.70 | 21.17 | 130.92 | H |
| | 19185 | 1908.5 | -23.48 | 44.57 | 21.09 | 128.62 | H |
| | 18615 | 1851.5 | -18.43 | 44.27 | 25.84 | 383.71 | V |
| | 18900 | 1880.0 | -19.82 | 44.87 | 25.05 | 319.89 | V |
| | 19185 | 1908.5 | -18.75 | 44.61 | 25.86 | 385.74 | V |



| LTE Band 2 | | | | | | | |
|--------------------------------|---------|-----------------|-----------|-----------------------|-----------|----------|--------------------|
| Channel Bandwidth: 5MHz / QPSK | | | | | | | |
| Plane | Channel | Frequency (MHz) | LVL (dBm) | Correction Factor(dB) | EIRP(dBm) | EIRP(mW) | Polarization (H/V) |
| Z | 18625 | 1852.5 | -22.89 | 44.70 | 21.81 | 151.71 | H |
| | 18900 | 1880.0 | -23.10 | 44.70 | 21.60 | 144.54 | H |
| | 19175 | 1907.5 | -22.65 | 44.57 | 21.92 | 155.70 | H |
| | 18625 | 1852.5 | -18.81 | 44.27 | 25.46 | 351.56 | V |
| | 18900 | 1880.0 | -19.18 | 44.87 | 25.69 | 370.68 | V |
| | 19175 | 1907.5 | -18.99 | 44.61 | 25.62 | 365.01 | V |

| LTE Band 2 | | | | | | | |
|---------------------------------|---------|-----------------|-----------|-----------------------|-----------|----------|--------------------|
| Channel Bandwidth: 5MHz / 16QAM | | | | | | | |
| Plane | Channel | Frequency (MHz) | LVL (dBm) | Correction Factor(dB) | EIRP(dBm) | EIRP(mW) | Polarization (H/V) |
| Z | 18625 | 1852.5 | -23.26 | 44.70 | 21.44 | 139.32 | H |
| | 18900 | 1880.0 | -23.14 | 44.70 | 21.56 | 143.22 | H |
| | 19175 | 1907.5 | -22.99 | 44.57 | 21.58 | 143.98 | H |
| | 18625 | 1852.5 | -19.24 | 44.27 | 25.03 | 318.42 | V |
| | 18900 | 1880.0 | -19.86 | 44.87 | 25.01 | 316.96 | V |
| | 19175 | 1907.5 | -18.83 | 44.61 | 25.78 | 378.70 | V |



| LTE Band 2 | | | | | | | |
|---------------------------------|---------|-----------------|-----------|-----------------------|-----------|----------|--------------------|
| Channel Bandwidth: 10MHz / QPSK | | | | | | | |
| Plane | Channel | Frequency (MHz) | LVL (dBm) | Correction Factor(dB) | EIRP(dBm) | EIRP(mW) | Polarization (H/V) |
| Z | 18650 | 1855.0 | -23.68 | 44.70 | 21.02 | 126.47 | H |
| | 18900 | 1880.0 | -23.40 | 44.70 | 21.30 | 134.90 | H |
| | 19150 | 1905.0 | -23.18 | 44.57 | 21.39 | 137.82 | H |
| | 18650 | 1855.0 | -18.49 | 44.27 | 25.78 | 378.44 | V |
| | 18900 | 1880.0 | -19.67 | 44.87 | 25.20 | 331.13 | V |
| | 19150 | 1905.0 | -18.62 | 44.61 | 25.99 | 397.47 | V |

| LTE Band 2 | | | | | | | |
|----------------------------------|---------|-----------------|-----------|-----------------------|-----------|----------|--------------------|
| Channel Bandwidth: 10MHz / 16QAM | | | | | | | |
| Plane | Channel | Frequency (MHz) | LVL (dBm) | Correction Factor(dB) | EIRP(dBm) | EIRP(mW) | Polarization (H/V) |
| Z | 18650 | 1855.0 | -23.10 | 44.70 | 21.60 | 144.54 | H |
| | 18900 | 1880.0 | -23.03 | 44.70 | 21.67 | 146.89 | H |
| | 19150 | 1905.0 | -23.07 | 44.57 | 21.50 | 141.35 | H |
| | 18650 | 1855.0 | -18.97 | 44.27 | 25.30 | 338.84 | V |
| | 18900 | 1880.0 | -19.42 | 44.87 | 25.45 | 350.75 | V |
| | 19150 | 1905.0 | -19.37 | 44.61 | 25.24 | 334.43 | V |



| LTE Band 2 | | | | | | | |
|---------------------------------|---------|-----------------|-----------|-----------------------|-----------|----------|--------------------|
| Channel Bandwidth: 15MHz / QPSK | | | | | | | |
| Plane | Channel | Frequency (MHz) | LVL (dBm) | Correction Factor(dB) | EIRP(dBm) | EIRP(mW) | Polarization (H/V) |
| Z | 18675 | 1857.5 | -23.10 | 44.70 | 21.60 | 144.54 | H |
| | 18900 | 1880.0 | -23.49 | 44.70 | 21.21 | 132.13 | H |
| | 19125 | 1902.5 | -23.05 | 44.57 | 21.52 | 142.00 | H |
| | 18675 | 1857.5 | -19.25 | 44.27 | 25.02 | 317.69 | V |
| | 18900 | 1880.0 | -18.98 | 44.87 | 25.89 | 388.15 | V |
| | 19125 | 1902.5 | -19.60 | 44.61 | 25.01 | 317.18 | V |

| LTE Band 2 | | | | | | | |
|----------------------------------|---------|-----------------|-----------|-----------------------|-----------|----------|--------------------|
| Channel Bandwidth: 15MHz / 16QAM | | | | | | | |
| Plane | Channel | Frequency (MHz) | LVL (dBm) | Correction Factor(dB) | EIRP(dBm) | EIRP(mW) | Polarization (H/V) |
| Z | 18675 | 1857.5 | -22.92 | 44.70 | 21.78 | 150.66 | H |
| | 18900 | 1880.0 | -22.79 | 44.70 | 21.91 | 155.24 | H |
| | 19125 | 1902.5 | -23.40 | 44.57 | 21.17 | 131.01 | H |
| | 18675 | 1857.5 | -18.88 | 44.27 | 25.39 | 345.94 | V |
| | 18900 | 1880.0 | -19.79 | 44.87 | 25.08 | 322.11 | V |
| | 19125 | 1902.5 | -19.19 | 44.61 | 25.42 | 348.58 | V |



| LTE Band 2 | | | | | | | |
|---------------------------------|---------|-----------------|-----------|-----------------------|-----------|----------|--------------------|
| Channel Bandwidth: 20MHz / QPSK | | | | | | | |
| Plane | Channel | Frequency (MHz) | LVL (dBm) | Correction Factor(dB) | EIRP(dBm) | EIRP(mW) | Polarization (H/V) |
| Z | 18700 | 1860.0 | -22.82 | 44.70 | 21.88 | 154.17 | H |
| | 18900 | 1880.0 | -23.68 | 44.70 | 21.02 | 126.47 | H |
| | 19100 | 1900.0 | -23.01 | 44.57 | 21.56 | 143.32 | H |
| | 18700 | 1860.0 | -19.01 | 44.27 | 25.26 | 335.74 | V |
| | 18900 | 1880.0 | -19.23 | 44.87 | 25.64 | 366.44 | V |
| | 19100 | 1900.0 | -18.72 | 44.61 | 25.89 | 388.42 | V |

| LTE Band 2 | | | | | | | |
|----------------------------------|---------|-----------------|-----------|-----------------------|-----------|----------|--------------------|
| Channel Bandwidth: 20MHz / 16QAM | | | | | | | |
| Plane | Channel | Frequency (MHz) | LVL (dBm) | Correction Factor(dB) | EIRP(dBm) | EIRP(mW) | Polarization (H/V) |
| Z | 18700 | 1860.0 | -23.30 | 44.70 | 21.40 | 138.04 | H |
| | 18900 | 1880.0 | -23.03 | 44.70 | 21.67 | 146.89 | H |
| | 19100 | 1900.0 | -23.42 | 44.57 | 21.15 | 130.41 | H |
| | 18700 | 1860.0 | -18.50 | 44.27 | 25.77 | 377.57 | V |
| | 18900 | 1880.0 | -18.90 | 44.87 | 25.97 | 395.37 | V |
| | 19100 | 1900.0 | -19.02 | 44.61 | 25.59 | 362.49 | V |



| LTE Band 25 | | | | | | | |
|----------------------------------|---------|-----------------|-----------|-----------------------|-----------|----------|--------------------|
| Channel Bandwidth: 1.4MHz / QPSK | | | | | | | |
| Plane | Channel | Frequency (MHz) | LVL (dBm) | Correction Factor(dB) | EIRP(dBm) | EIRP(mW) | Polarization (H/V) |
| Z | 26047 | 1850.7 | -24.62 | 44.70 | 20.08 | 101.86 | H |
| | 26365 | 1882.5 | -24.47 | 44.70 | 20.23 | 105.44 | H |
| | 26683 | 1914.3 | -23.74 | 44.57 | 20.83 | 121.14 | H |
| | 26047 | 1850.7 | -18.35 | 44.27 | 25.92 | 390.84 | V |
| | 26365 | 1882.5 | -19.34 | 44.87 | 25.53 | 357.27 | V |
| | 26683 | 1914.3 | -19.05 | 44.61 | 25.56 | 360.00 | V |

| LTE Band 25 | | | | | | | |
|-----------------------------------|---------|-----------------|-----------|-----------------------|-----------|----------|--------------------|
| Channel Bandwidth: 1.4MHz / 16QAM | | | | | | | |
| Plane | Channel | Frequency (MHz) | LVL (dBm) | Correction Factor(dB) | EIRP(dBm) | EIRP(mW) | Polarization (H/V) |
| Z | 26047 | 1850.7 | -25.54 | 44.70 | 19.16 | 82.41 | H |
| | 26365 | 1882.5 | -24.93 | 44.70 | 19.77 | 94.84 | H |
| | 26683 | 1914.3 | -24.99 | 44.57 | 19.58 | 90.84 | H |
| | 26047 | 1850.7 | -20.08 | 44.27 | 24.19 | 262.42 | V |
| | 26365 | 1882.5 | -20.09 | 44.87 | 24.78 | 300.61 | V |
| | 26683 | 1914.3 | -20.09 | 44.61 | 24.52 | 283.33 | V |



| LTE Band 25 | | | | | | | |
|--------------------------------|---------|-----------------|-----------|-----------------------|-----------|----------|--------------------|
| Channel Bandwidth: 3MHz / QPSK | | | | | | | |
| Plane | Channel | Frequency (MHz) | LVL (dBm) | Correction Factor(dB) | EIRP(dBm) | EIRP(mW) | Polarization (H/V) |
| Z | 26055 | 1851.5 | -24.63 | 44.70 | 20.07 | 101.62 | H |
| | 26365 | 1882.5 | -24.14 | 44.70 | 20.56 | 113.76 | H |
| | 26675 | 1913.5 | -24.39 | 44.57 | 20.18 | 104.30 | H |
| | 26055 | 1851.5 | -19.15 | 44.27 | 25.12 | 325.09 | V |
| | 26365 | 1882.5 | -19.57 | 44.87 | 25.30 | 338.84 | V |
| | 26675 | 1913.5 | -19.02 | 44.61 | 25.59 | 362.49 | V |

| LTE Band 25 | | | | | | | |
|---------------------------------|---------|-----------------|-----------|-----------------------|-----------|----------|--------------------|
| Channel Bandwidth: 3MHz / 16QAM | | | | | | | |
| Plane | Channel | Frequency (MHz) | LVL (dBm) | Correction Factor(dB) | EIRP(dBm) | EIRP(mW) | Polarization (H/V) |
| Z | 26055 | 1851.5 | -25.34 | 44.70 | 19.36 | 86.30 | H |
| | 26365 | 1882.5 | -25.59 | 44.70 | 19.11 | 81.47 | H |
| | 26675 | 1913.5 | -25.44 | 44.57 | 19.13 | 81.90 | H |
| | 26055 | 1851.5 | -19.97 | 44.27 | 24.30 | 269.15 | V |
| | 26365 | 1882.5 | -20.40 | 44.87 | 24.47 | 279.90 | V |
| | 26675 | 1913.5 | -19.69 | 44.61 | 24.92 | 310.67 | V |



| LTE Band 25 | | | | | | | |
|--------------------------------|---------|-----------------|-----------|-----------------------|-----------|----------|--------------------|
| Channel Bandwidth: 5MHz / QPSK | | | | | | | |
| Plane | Channel | Frequency (MHz) | LVL (dBm) | Correction Factor(dB) | EIRP(dBm) | EIRP(mW) | Polarization (H/V) |
| Z | 26065 | 1852.5 | -24.17 | 44.70 | 20.53 | 112.98 | H |
| | 26365 | 1882.5 | -24.12 | 44.70 | 20.58 | 114.29 | H |
| | 26665 | 1912.5 | -23.82 | 44.57 | 20.75 | 118.93 | H |
| | 26065 | 1852.5 | -18.47 | 44.27 | 25.80 | 380.19 | V |
| | 26365 | 1882.5 | -19.46 | 44.87 | 25.41 | 347.54 | V |
| | 26665 | 1912.5 | -19.21 | 44.61 | 25.40 | 346.98 | V |

| LTE Band 25 | | | | | | | |
|---------------------------------|---------|-----------------|-----------|-----------------------|-----------|----------|--------------------|
| Channel Bandwidth: 5MHz / 16QAM | | | | | | | |
| Plane | Channel | Frequency (MHz) | LVL (dBm) | Correction Factor(dB) | EIRP(dBm) | EIRP(mW) | Polarization (H/V) |
| Z | 26065 | 1852.5 | V | 44.70 | 19.69 | 93.11 | H |
| | 26365 | 1882.5 | -25.55 | 44.70 | 19.15 | 82.22 | H |
| | 26665 | 1912.5 | -24.95 | 44.57 | 19.62 | 91.69 | H |
| | 26065 | 1852.5 | -20.23 | 44.27 | 24.04 | 253.51 | V |
| | 26365 | 1882.5 | -20.24 | 44.87 | 24.63 | 290.40 | V |
| | 26665 | 1912.5 | -19.78 | 44.61 | 24.83 | 304.30 | V |



| LTE Band 25 | | | | | | | |
|---------------------------------|---------|-----------------|-----------|-----------------------|-----------|----------|--------------------|
| Channel Bandwidth: 10MHz / QPSK | | | | | | | |
| Plane | Channel | Frequency (MHz) | LVL (dBm) | Correction Factor(dB) | EIRP(dBm) | EIRP(mW) | Polarization (H/V) |
| Z | 26090 | 1855 | -24.45 | 44.70 | 20.25 | 105.93 | H |
| | 26365 | 1882.5 | -24.54 | 44.70 | 20.16 | 103.75 | H |
| | 26640 | 1910 | -24.22 | 44.57 | 20.35 | 108.47 | H |
| | 26090 | 1855 | -19.19 | 44.27 | 25.08 | 322.11 | V |
| | 26365 | 1882.5 | -19.31 | 44.87 | 25.56 | 359.75 | V |
| | 26640 | 1910 | -18.88 | 44.61 | 25.73 | 374.37 | V |

| LTE Band 25 | | | | | | | |
|----------------------------------|---------|-----------------|-----------|-----------------------|-----------|----------|--------------------|
| Channel Bandwidth: 10MHz / 16QAM | | | | | | | |
| Plane | Channel | Frequency (MHz) | LVL (dBm) | Correction Factor(dB) | EIRP(dBm) | EIRP(mW) | Polarization (H/V) |
| Z | 26090 | 1855 | -24.98 | 44.70 | 19.72 | 93.76 | H |
| | 26365 | 1882.5 | -25.26 | 44.70 | 19.44 | 87.90 | H |
| | 26640 | 1910 | -24.96 | 44.57 | 19.61 | 91.47 | H |
| | 26090 | 1855 | -20.20 | 44.27 | 24.07 | 255.27 | V |
| | 26365 | 1882.5 | -20.05 | 44.87 | 24.82 | 303.39 | V |
| | 26640 | 1910 | -19.80 | 44.61 | 24.81 | 302.90 | V |



| LTE Band 25 | | | | | | | |
|---------------------------------|---------|-----------------|-----------|-----------------------|-----------|----------|--------------------|
| Channel Bandwidth: 15MHz / QPSK | | | | | | | |
| Plane | Channel | Frequency (MHz) | LVL (dBm) | Correction Factor(dB) | EIRP(dBm) | EIRP(mW) | Polarization (H/V) |
| Z | 26115 | 1857.5 | -24.28 | 44.70 | 20.42 | 110.15 | H |
| | 26365 | 1882.5 | -24.53 | 44.70 | 20.17 | 103.99 | H |
| | 26615 | 1907.5 | -24.31 | 44.57 | 20.26 | 106.24 | H |
| | 26115 | 1857.5 | -18.56 | 44.27 | 25.71 | 372.39 | V |
| | 26365 | 1882.5 | -19.11 | 44.87 | 25.76 | 376.70 | V |
| | 26615 | 1907.5 | -19.06 | 44.61 | 25.55 | 359.17 | V |

| LTE Band 25 | | | | | | | |
|----------------------------------|---------|-----------------|-----------|-----------------------|-----------|----------|--------------------|
| Channel Bandwidth: 15MHz / 16QAM | | | | | | | |
| Plane | Channel | Frequency (MHz) | LVL (dBm) | Correction Factor(dB) | EIRP(dBm) | EIRP(mW) | Polarization (H/V) |
| Z | 26115 | 1857.5 | -25.07 | 44.70 | 19.63 | 91.83 | H |
| | 26365 | 1882.5 | -25.24 | 44.70 | 19.46 | 88.31 | H |
| | 26615 | 1907.5 | -24.69 | 44.57 | 19.88 | 97.34 | H |
| | 26115 | 1857.5 | -19.62 | 44.27 | 24.65 | 291.74 | V |
| | 26365 | 1882.5 | -20.04 | 44.87 | 24.83 | 304.09 | V |
| | 26615 | 1907.5 | -19.92 | 44.61 | 24.69 | 294.65 | V |



| LTE Band 25 | | | | | | | |
|---------------------------------|---------|-----------------|-----------|-----------------------|-----------|----------|--------------------|
| Channel Bandwidth: 20MHz / QPSK | | | | | | | |
| Plane | Channel | Frequency (MHz) | LVL (dBm) | Correction Factor(dB) | EIRP(dBm) | EIRP(mW) | Polarization (H/V) |
| Z | 26140 | 1860 | -24.36 | 44.70 | 20.34 | 108.14 | H |
| | 26365 | 1882.5 | -24.08 | 44.70 | 20.62 | 115.35 | H |
| | 26590 | 1905 | -24.54 | 44.57 | 20.03 | 100.76 | H |
| | 26140 | 1860 | -18.96 | 44.27 | 25.31 | 339.63 | V |
| | 26365 | 1882.5 | -19.29 | 44.87 | 25.58 | 361.41 | V |
| | 26590 | 1905 | -19.60 | 44.61 | 25.01 | 317.18 | V |

| LTE Band 25 | | | | | | | |
|----------------------------------|---------|-----------------|-----------|-----------------------|-----------|----------|--------------------|
| Channel Bandwidth: 20MHz / 16QAM | | | | | | | |
| Plane | Channel | Frequency (MHz) | LVL (dBm) | Correction Factor(dB) | EIRP(dBm) | EIRP(mW) | Polarization (H/V) |
| Z | 26140 | 1860 | -25.66 | 44.70 | 19.04 | 80.17 | H |
| | 26365 | 1882.5 | -25.17 | 44.70 | 19.53 | 89.74 | H |
| | 26590 | 1905 | -24.67 | 44.57 | 19.90 | 97.79 | H |
| | 26140 | 1860 | -19.39 | 44.27 | 24.88 | 307.61 | V |
| | 26365 | 1882.5 | -20.27 | 44.87 | 24.60 | 288.40 | V |
| | 26590 | 1905 | -20.14 | 44.61 | 24.47 | 280.09 | V |

4.2 FREQUENCY STABILITY MEASUREMENT

4.2.1 LIMITS OF FREQUENCY STABILITY MEASUREMENT

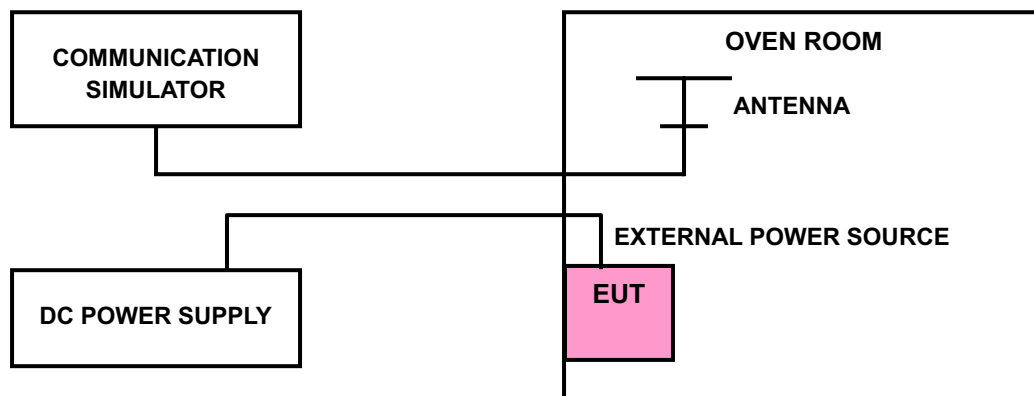
The frequency stability shall be sufficient to ensure that the fundamental emission stays within the authorized frequency block.

4.2.2 TEST PROCEDURE

- Device is placed at the oven room. The oven room could control the temperatures and humidity. Power warm up is at least 15 min and power applied should perform before recording frequency error.
- EUT is connected the external power supply to control the DC input power. The test voltage range is from minimum to maximum working voltage. Each step shall be record the frequency error rate.
- The temperature range step is 10 degrees in this test items. All temperature levels shall be hold the $\pm 0.5^{\circ}\text{C}$ during the measurement testing. The each temperature step shall be at least 0.5 hours, consider the EUT could be test under the stability condition.

NOTE: The frequency error was recorded frequency error from the communication simulator.

4.2.3 TEST SETUP





4.2.4 TEST RESULTS

FREQUENCY ERROR vs. VOLTAGE

| VOLTAGE (Volts) | FREQUENCY ERROR (ppm) | | | | | | | LIMIT (ppm) |
|--------------------|-----------------------|------------|--------|--------|--------|-------|-------|-------------|
| | CDMA | LTE Band 2 | | | | | | |
| | | 1.4MHz | 3MHz | 5MHz | 10MHz | 15MHz | 20MHz | |
| 3.82 | 0.002 | 0.001 | -0.001 | 0.002 | 0.002 | 0.002 | 0.001 | 2.5 |
| 3.6 | 0.001 | 0.001 | -0.002 | 0.002 | 0.001 | 0.002 | 0.002 | 2.5 |
| 4.40 | -0.001 | -0.002 | 0.001 | -0.001 | -0.001 | 0.001 | 0.001 | 2.5 |

NOTE: The applicant defined the normal working voltage of the battery is from 3.6Vdc to 4.40Vdc.

FREQUENCY ERROR vs. TEMPERATURE

| TEMP. (°C) | FREQUENCY ERROR (ppm) | | | | | | | LIMIT (ppm) |
|------------|-----------------------|------------|--------|--------|--------|--------|--------|-------------|
| | CDMA | LTE Band 2 | | | | | | |
| | | 1.4MHz | 3MHz | 5MHz | 10MHz | 15MHz | 20MHz | |
| -30 | 0.001 | -0.002 | 0.002 | 0.002 | 0.002 | 0.002 | 0.003 | 2.5 |
| -20 | 0.002 | -0.001 | 0.001 | 0.001 | 0.001 | 0.002 | 0.001 | 2.5 |
| -10 | 0.001 | -0.003 | 0.001 | 0.003 | 0.001 | 0.001 | 0.001 | 2.5 |
| 0 | 0.003 | -0.001 | -0.002 | 0.001 | -0.002 | 0.003 | -0.002 | 2.5 |
| 10 | 0.003 | 0.001 | -0.001 | -0.002 | -0.002 | -0.002 | -0.003 | 2.5 |
| 20 | -0.002 | 0.002 | -0.003 | -0.001 | -0.001 | -0.001 | 0.001 | 2.5 |
| 30 | -0.001 | 0.003 | 0.003 | -0.002 | -0.001 | -0.001 | 0.001 | 2.5 |
| 40 | -0.003 | 0.001 | 0.001 | -0.003 | 0.002 | -0.002 | -0.001 | 2.5 |
| 50 | -0.001 | 0.002 | 0.001 | 0.002 | 0.002 | 0.001 | -0.002 | 2.5 |
| 60 | 0.002 | 0.003 | 0.003 | 0.001 | 0.003 | 0.001 | -0.001 | 2.5 |



FREQUENCY ERROR vs. VOLTAGE

| VOLTAGE (Volts) | FREQUENCY ERROR (ppm) | | | | | | LIMIT (ppm) |
|-----------------|-----------------------|--------|--------|-------|--------|--------|-------------|
| | LTE Band 25 | | | | | | |
| | 1.4MHz | 3MHz | 5MHz | 10MHz | 15MHz | 20MHz | |
| 3.82 | -0.001 | 0.001 | 0.002 | 0.002 | 0.001 | 0.001 | 2.5 |
| 3.6 | 0.001 | -0.002 | 0.001 | 0.001 | 0.001 | 0.001 | 2.5 |
| 4.40 | 0.001 | -0.001 | -0.001 | 0.001 | -0.001 | -0.002 | 2.5 |

NOTE: The applicant defined the normal working voltage of the battery is from 3.6Vdc to 4.40Vdc.

FREQUENCY ERROR vs. TEMPERATURE

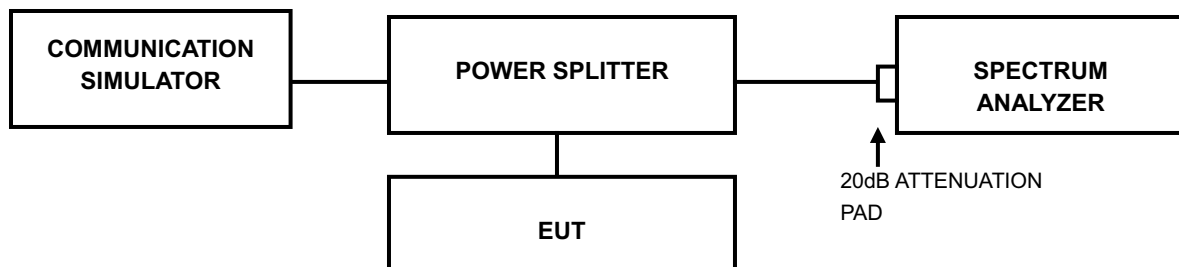
| TEMP. (°C) | FREQUENCY ERROR (ppm) | | | | | | LIMIT (ppm) |
|------------|-----------------------|--------|--------|--------|--------|--------|-------------|
| | LTE Band 25 | | | | | | |
| | 1.4MHz | 3MHz | 5MHz | 10MHz | 15MHz | 20MHz | |
| -30 | -0.002 | 0.002 | 0.001 | 0.002 | 0.002 | 0.002 | 2.5 |
| -20 | -0.001 | 0.001 | 0.001 | 0.002 | 0.003 | 0.001 | 2.5 |
| -10 | -0.002 | -0.001 | -0.002 | 0.001 | 0.001 | 0.001 | 2.5 |
| 0 | -0.001 | -0.002 | -0.003 | -0.001 | 0.002 | 0.003 | 2.5 |
| 10 | 0.001 | -0.001 | -0.001 | -0.002 | -0.002 | -0.002 | 2.5 |
| 20 | 0.001 | -0.001 | -0.004 | -0.003 | -0.002 | -0.002 | 2.5 |
| 30 | 0.002 | 0.001 | -0.001 | -0.001 | -0.001 | -0.001 | 2.5 |
| 40 | 0.002 | 0.001 | 0.002 | 0.001 | -0.001 | -0.001 | 2.5 |
| 50 | -0.002 | 0.002 | 0.003 | 0.002 | 0.002 | 0.001 | 2.5 |
| 60 | -0.001 | 0.002 | 0.004 | 0.001 | 0.001 | 0.002 | 2.5 |

4.3 OCCUPIED BANDWIDTH MEASUREMENT

4.3.1 TEST PROCEDURES

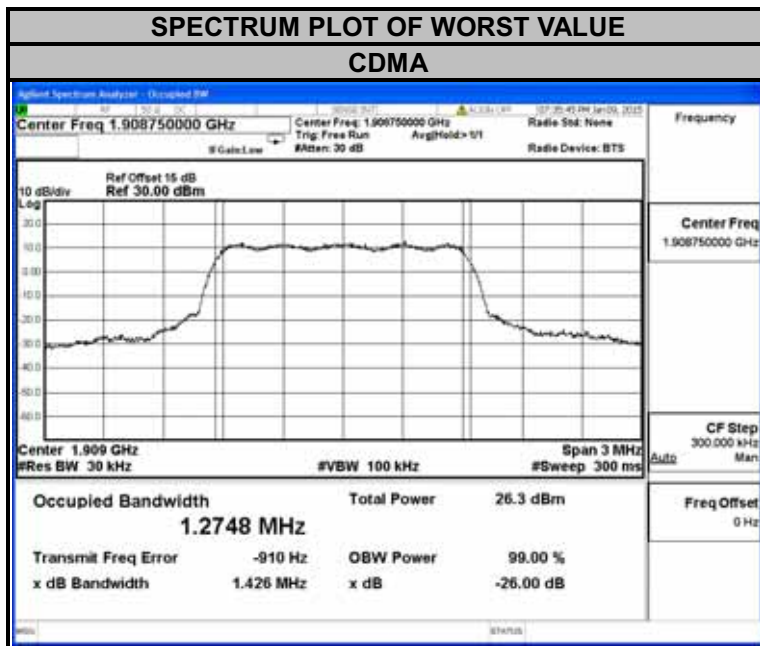
The EUT makes a call to the communication simulator. All measurements were done at low, middle and high operational frequency range. The communication simulator station system controlled a EUT to export maximum output power under transmission mode and specific channel frequency. Use OBW measurement function of Spectrum analyzer to measure 99 % occupied bandwidth.

4.3.2 TEST SETUP



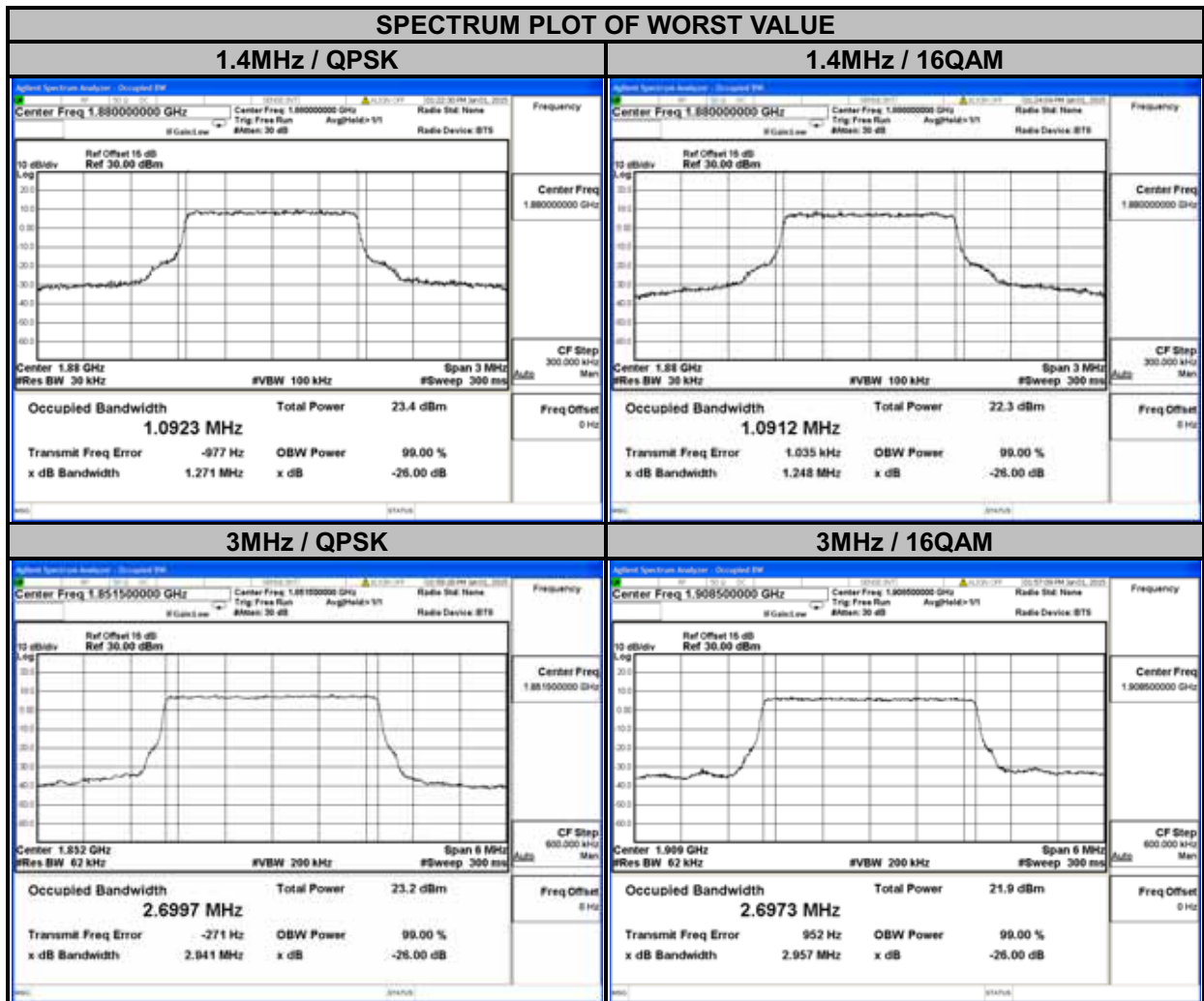
4.3.3 TEST RESULTS

| CDMA | | | |
|---------|-----------|------------------------------|----------------------|
| CHANNEL | FREQUENCY | 99% OCCUPIED BANDWIDTH (MHz) | 26dB BANDWIDTH (MHz) |
| 25 | 1851.25 | 1.2748 | 1.487 |
| 600 | 1880.00 | 1.2736 | 1.429 |
| 1175 | 1908.75 | 1.2748 | 1.426 |

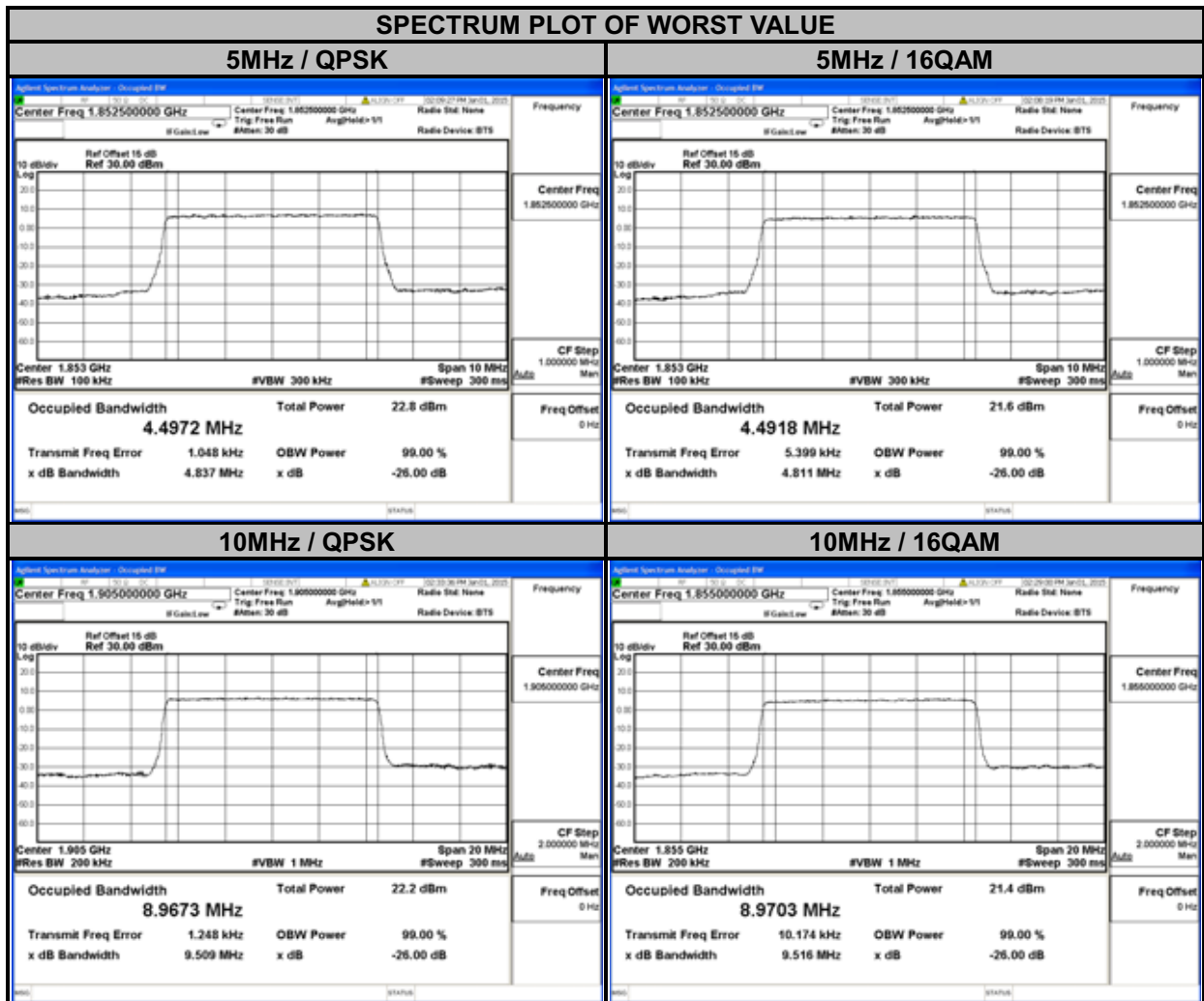




| LTE BAND 2 | | | | | | | |
|---------------------------|-----------|------------------------------|--------|-------------------------|-----------|------------------------------|--------|
| CHANNEL BANDWIDTH: 1.4MHz | | | | CHANNEL BANDWIDTH: 3MHz | | | |
| CHANNEL | FREQUENCY | 99% OCCUPIED BANDWIDTH (MHz) | | CHANNEL | FREQUENCY | 99% OCCUPIED BANDWIDTH (MHz) | |
| | | QPSK | 16QAM | | | QPSK | 16QAM |
| 18607 | 1850.7 | 1.0923 | 1.0898 | 18615 | 1851.5 | 2.6997 | 2.6958 |
| 18900 | 1880.0 | 1.0923 | 1.0912 | 18900 | 1880.0 | 2.6975 | 2.6955 |
| 19193 | 1909.3 | 1.0920 | 1.0901 | 19185 | 1908.5 | 2.6980 | 2.6973 |
| CHANNEL | FREQUENCY | 26dB BANDWIDTH (MHz) | | CHANNEL | FREQUENCY | 26dB BANDWIDTH (MHz) | |
| | | QPSK | 16QAM | | | QPSK | 16QAM |
| 18607 | 1850.7 | 1.249 | 1.257 | 18615 | 1851.5 | 2.941 | 2.940 |
| 18900 | 1880.0 | 1.271 | 1.248 | 18900 | 1880.0 | 2.944 | 2.940 |
| 19193 | 1909.3 | 1.342 | 1.263 | 19185 | 1908.5 | 2.958 | 2.957 |

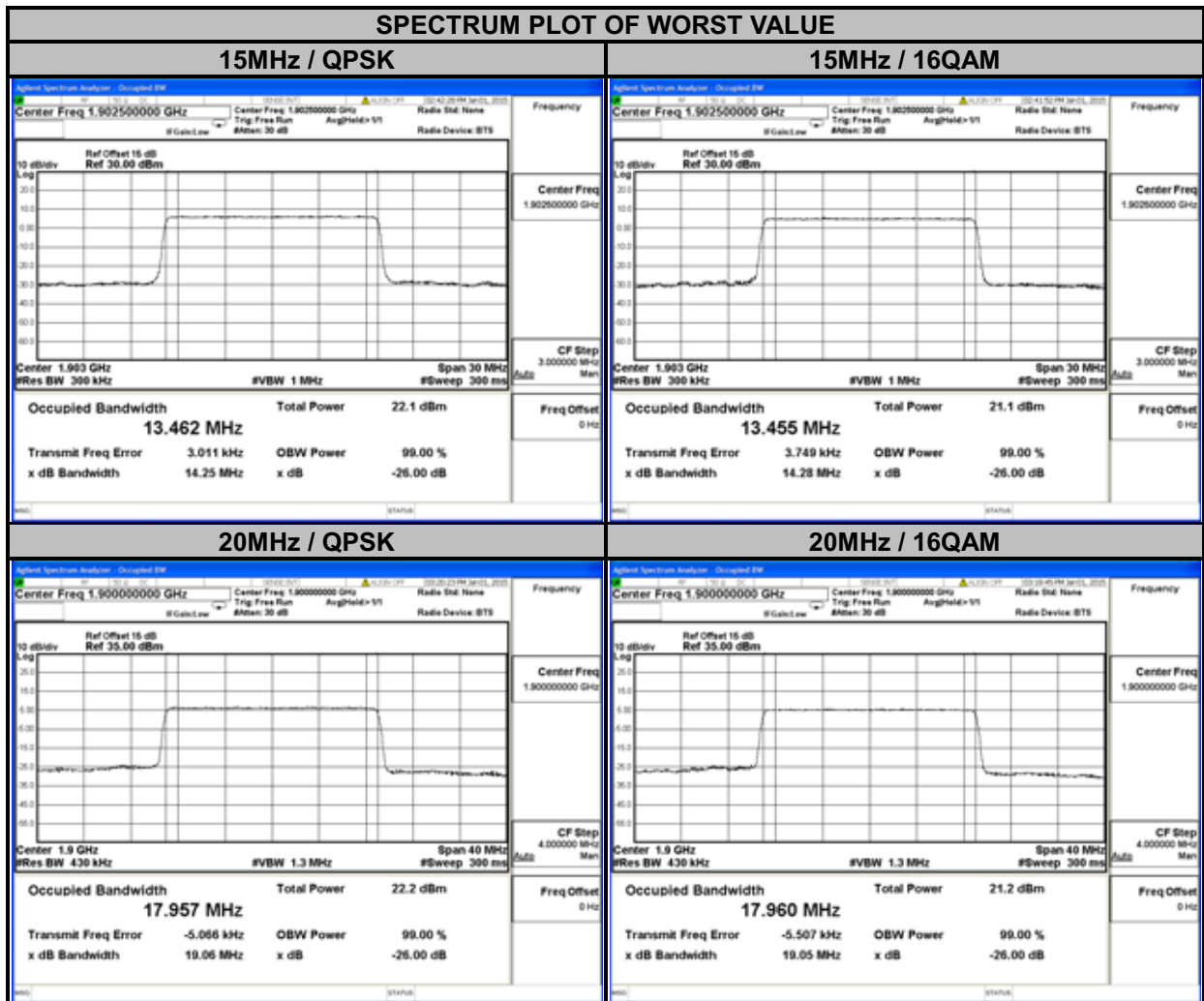


| LTE BAND 2 | | | | | | | |
|-------------------------|-----------|------------------------------|--------|--------------------------|-----------|------------------------------|--------|
| CHANNEL BANDWIDTH: 5MHz | | | | CHANNEL BANDWIDTH: 10MHz | | | |
| CHANNEL | FREQUENCY | 99% OCCUPIED BANDWIDTH (MHz) | | CHANNEL | FREQUENCY | 99% OCCUPIED BANDWIDTH (MHz) | |
| | | QPSK | 16QAM | | | QPSK | 16QAM |
| 18625 | 1852.5 | 4.4972 | 4.4918 | 18650 | 1855.0 | 8.9627 | 8.9703 |
| 18900 | 1880.0 | 4.4926 | 4.4910 | 18900 | 1880.0 | 8.9670 | 8.9681 |
| 19175 | 1907.5 | 4.4959 | 4.4849 | 19150 | 1905.0 | 8.9673 | 8.9629 |
| CHANNEL | FREQUENCY | 26dB BANDWIDTH (MHz) | | CHANNEL | FREQUENCY | 26dB BANDWIDTH (MHz) | |
| | | QPSK | 16QAM | | | QPSK | 16QAM |
| 18625 | 1852.5 | 4.837 | 4.811 | 18650 | 1855.0 | 9.517 | 9.516 |
| 18900 | 1880.0 | 4.852 | 4.820 | 18900 | 1880.0 | 9.514 | 9.524 |
| 19175 | 1907.5 | 4.860 | 4.824 | 19150 | 1905.0 | 9.509 | 9.517 |



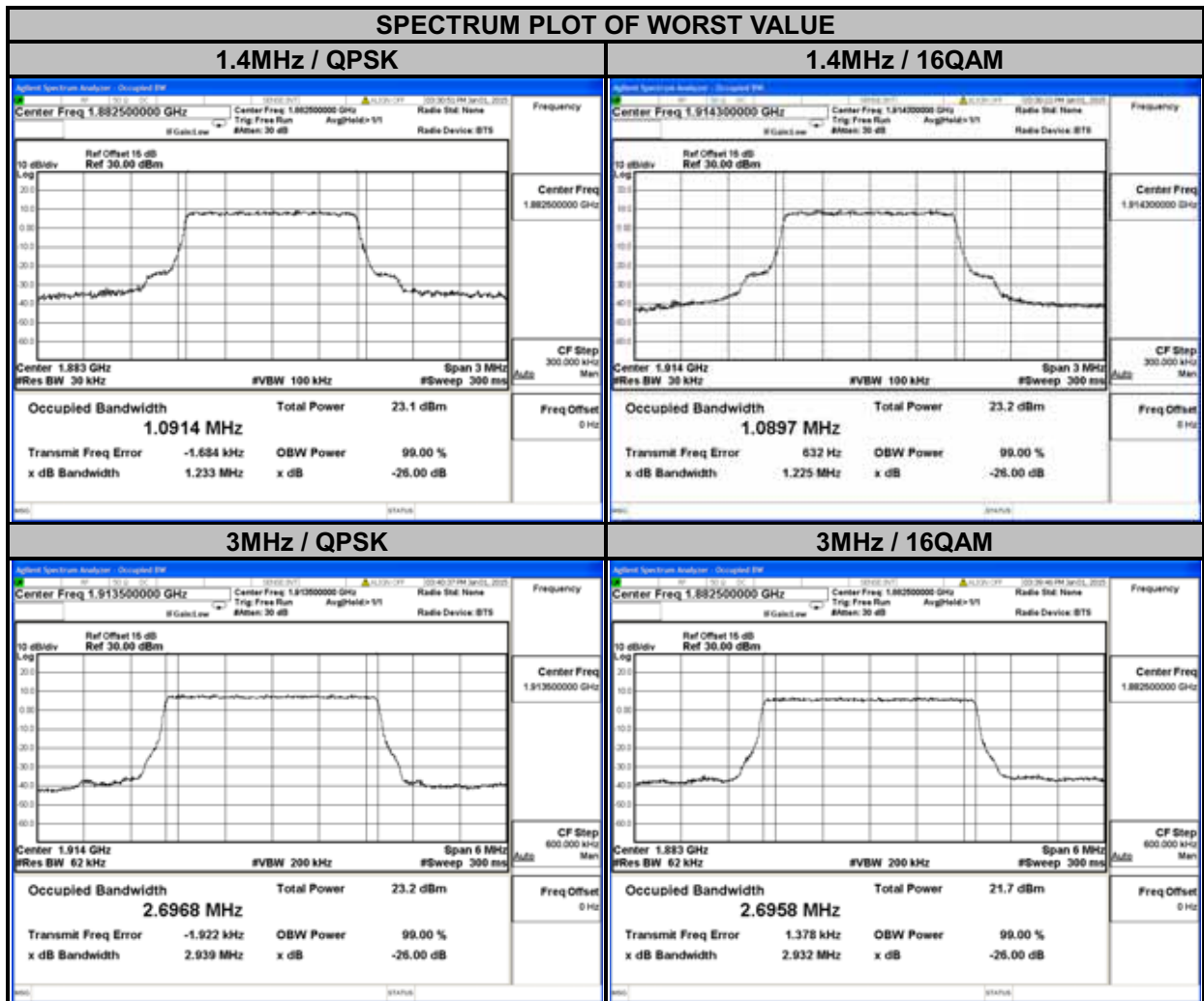


| LTE BAND 2 | | | | | | | |
|--------------------------|-----------|------------------------------|--------|--------------------------|-----------|------------------------------|--------|
| CHANNEL BANDWIDTH: 15MHz | | | | CHANNEL BANDWIDTH: 20MHz | | | |
| CHANNEL | FREQUENCY | 99% OCCUPIED BANDWIDTH (MHz) | | CHANNEL | FREQUENCY | 99% OCCUPIED BANDWIDTH (MHz) | |
| | | QPSK | 16QAM | | | QPSK | 16QAM |
| 18675 | 1857.5 | 13.452 | 13.449 | 18700 | 1860.0 | 17.927 | 17.937 |
| 18900 | 1880.0 | 13.458 | 13.453 | 18900 | 1880.0 | 17.950 | 17.950 |
| 19125 | 1902.5 | 13.462 | 13.455 | 19100 | 1900.0 | 17.957 | 17.960 |
| CHANNEL | FREQUENCY | 26dB BANDWIDTH (MHz) | | CHANNEL | FREQUENCY | 26dB BANDWIDTH (MHz) | |
| | | QPSK | 16QAM | | | QPSK | 16QAM |
| 18675 | 1857.5 | 14.24 | 14.25 | 18700 | 1860.0 | 19.03 | 19.02 |
| 18900 | 1880.0 | 14.24 | 14.24 | 18900 | 1880.0 | 19.03 | 19.02 |
| 19125 | 1902.5 | 14.25 | 14.28 | 19100 | 1900.0 | 19.06 | 19.05 |



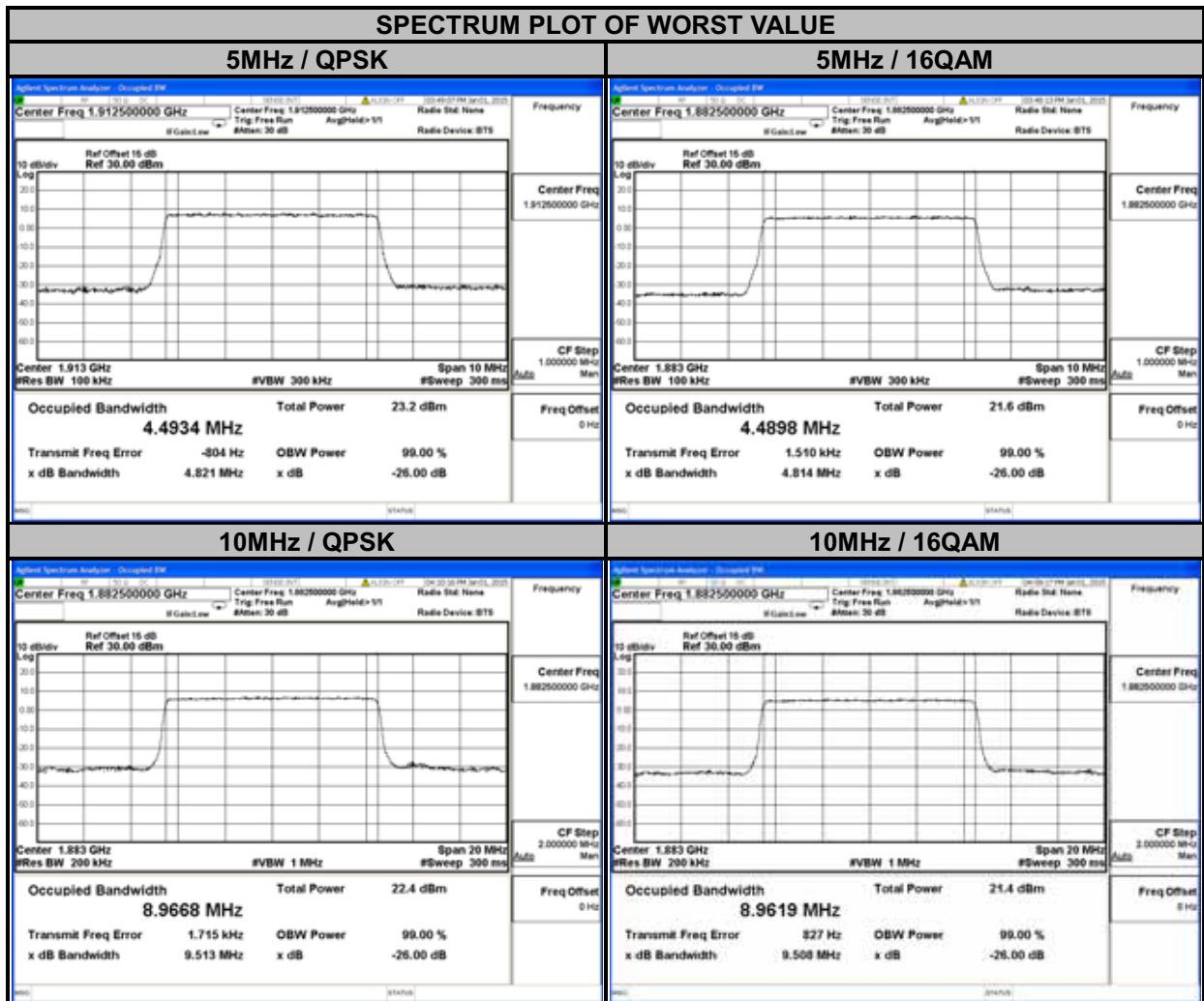


| LTE BAND 25 | | | | | | | |
|---------------------------|-----------|------------------------------|--------|-------------------------|-----------|------------------------------|--------|
| CHANNEL BANDWIDTH: 1.4MHz | | | | CHANNEL BANDWIDTH: 3MHz | | | |
| CHANNEL | FREQUENCY | 99% OCCUPIED BANDWIDTH (MHz) | | CHANNEL | FREQUENCY | 99% OCCUPIED BANDWIDTH (MHz) | |
| | | QPSK | 16QAM | | | QPSK | 16QAM |
| 26047 | 1850.7 | 1.0883 | 1.0892 | 26055 | 1851.5 | 2.6956 | 2.6957 |
| 26365 | 1882.5 | 1.0914 | 1.0873 | 26365 | 1882.5 | 2.6959 | 2.6958 |
| 26683 | 1914.3 | 1.0909 | 1.0897 | 26675 | 1913.5 | 2.6968 | 2.6954 |
| CHANNEL | FREQUENCY | 26dB BANDWIDTH (MHz) | | CHANNEL | FREQUENCY | 26dB BANDWIDTH (MHz) | |
| | | QPSK | 16QAM | | | QPSK | 16QAM |
| 26047 | 1850.7 | 1.224 | 1.224 | 26055 | 1851.5 | 2.929 | 2.920 |
| 26365 | 1882.5 | 1.233 | 1.217 | 26365 | 1882.5 | 2.928 | 2.932 |
| 26683 | 1914.3 | 1.222 | 1.225 | 26675 | 1913.5 | 2.939 | 2.947 |

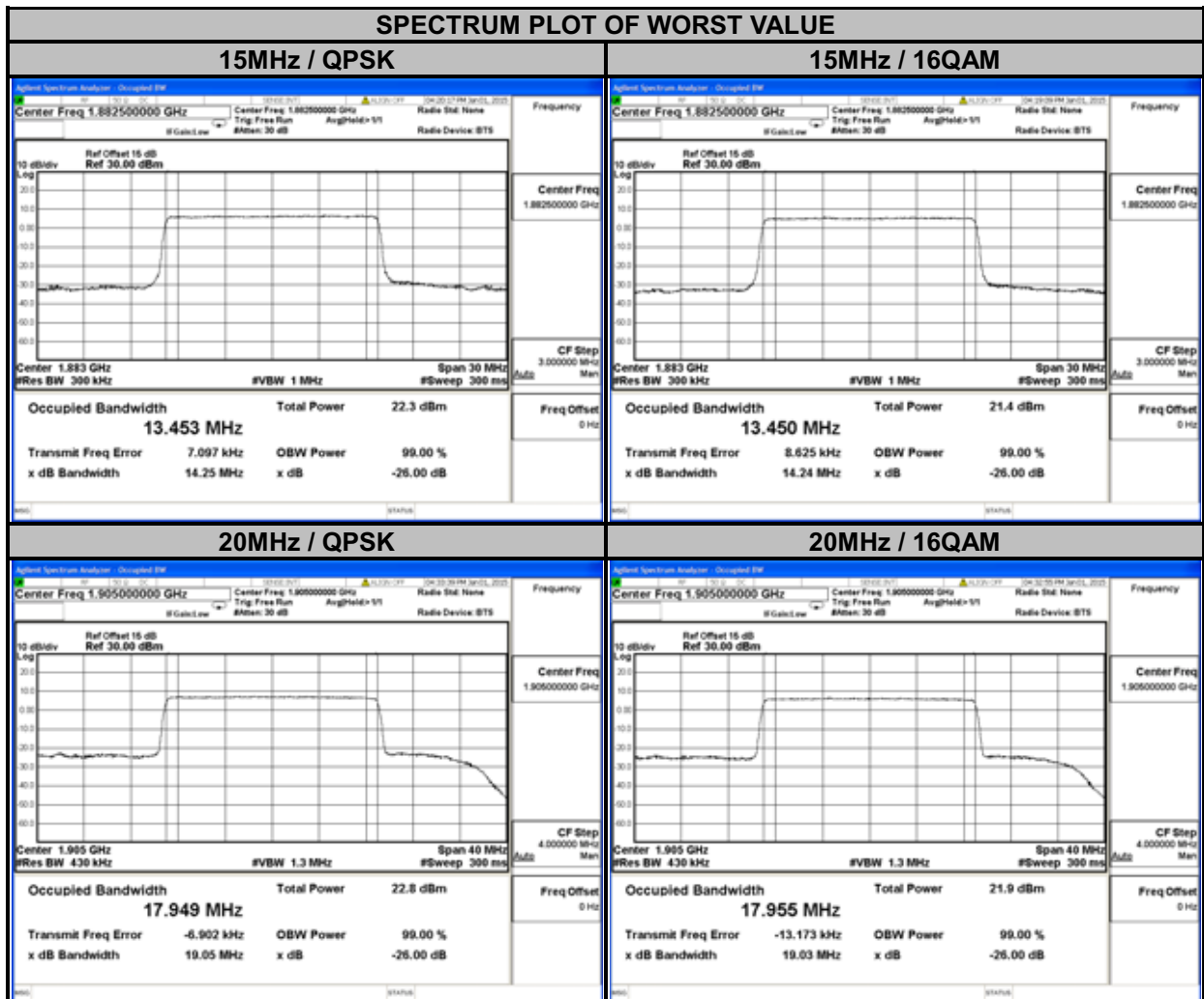




| LTE BAND 25 | | | | | | | |
|-------------------------|-----------|------------------------------|--------|--------------------------|-----------|------------------------------|--------|
| CHANNEL BANDWIDTH: 5MHz | | | | CHANNEL BANDWIDTH: 10MHz | | | |
| CHANNEL | FREQUENCY | 99% OCCUPIED BANDWIDTH (MHz) | | CHANNEL | FREQUENCY | 99% OCCUPIED BANDWIDTH (MHz) | |
| | | QPSK | 16QAM | | | QPSK | 16QAM |
| 26065 | 1852.5 | 4.4916 | 4.4870 | 26090 | 1855.0 | 8.9653 | 8.9578 |
| 26365 | 1882.5 | 4.4921 | 4.4898 | 26365 | 1882.5 | 8.9668 | 8.9619 |
| 26665 | 1912.5 | 4.4934 | 4.4851 | 26640 | 1910.0 | 8.9646 | 8.9574 |
| CHANNEL | FREQUENCY | 26dB BANDWIDTH (MHz) | | CHANNEL | FREQUENCY | 26dB BANDWIDTH (MHz) | |
| | | QPSK | 16QAM | | | QPSK | 16QAM |
| 26065 | 1852.5 | 4.820 | 4.806 | 26090 | 1855.0 | 9.518 | 9.509 |
| 26365 | 1882.5 | 4.813 | 4.814 | 26365 | 1882.5 | 9.513 | 9.508 |
| 26665 | 1912.5 | 4.821 | 4.799 | 26640 | 1910.0 | 9.524 | 9.498 |



| LTE BAND 25 | | | | | | | |
|--------------------------|-----------|------------------------------|--------|--------------------------|-----------|------------------------------|--------|
| CHANNEL BANDWIDTH: 15MHz | | | | CHANNEL BANDWIDTH: 20MHz | | | |
| CHANNEL | FREQUENCY | 99% OCCUPIED BANDWIDTH (MHz) | | CHANNEL | FREQUENCY | 99% OCCUPIED BANDWIDTH (MHz) | |
| | | QPSK | 16QAM | | | QPSK | 16QAM |
| 26115 | 1857.5 | 13.445 | 13.447 | 26140 | 1860 | 17.923 | 17.926 |
| 26365 | 1882.5 | 13.453 | 13.450 | 26365 | 1882.5 | 17.936 | 17.952 |
| 26615 | 1907.5 | 13.452 | 13.450 | 26590 | 1905 | 17.949 | 17.955 |
| CHANNEL | FREQUENCY | 26dB BANDWIDTH (MHz) | | CHANNEL | FREQUENCY | 26dB BANDWIDTH (MHz) | |
| | | QPSK | 16QAM | | | QPSK | 16QAM |
| 26115 | 1857.5 | 14.23 | 14.23 | 26140 | 1860 | 19.03 | 19.02 |
| 26365 | 1882.5 | 14.25 | 14.24 | 26365 | 1882.5 | 19.05 | 19.04 |
| 26615 | 1907.5 | 14.24 | 14.26 | 26590 | 1905 | 19.05 | 19.03 |

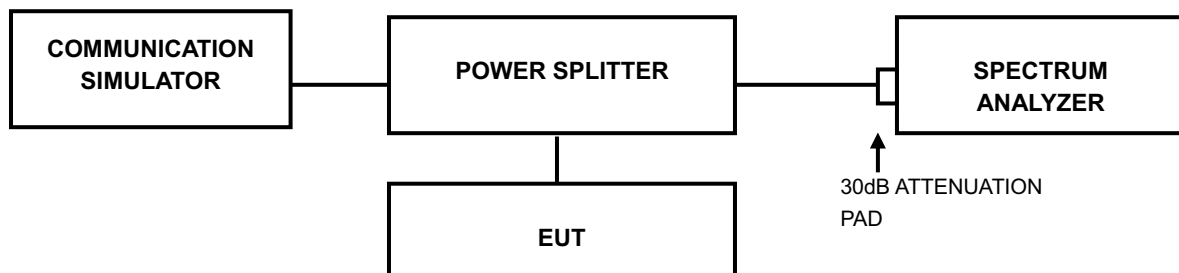


4.4 PEAK TO AVERAGE RATIO

4.4.1 LIMITS OF PEAK TO AVERAGE RATIO MEASUREMENT

In measuring transmissions in this band using an average power technique, the peak to-average ratio (PAR) of the transmission may not exceed 13 dB.

4.4.2 TEST SETUP

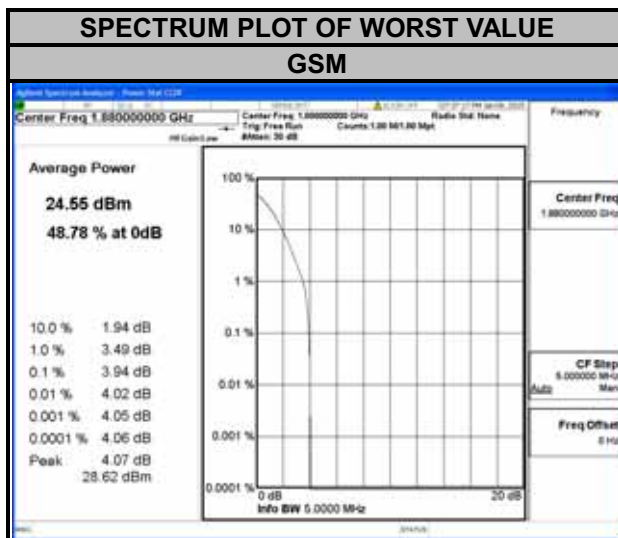


4.4.3 TEST PROCEDURES

1. Set resolution/measurement bandwidth \geq signal's occupied bandwidth;
2. Set the number of counts to a value that stabilizes the measured CCDF curve;
3. Record the maximum PAPR level associated with a probability of 0.1%.

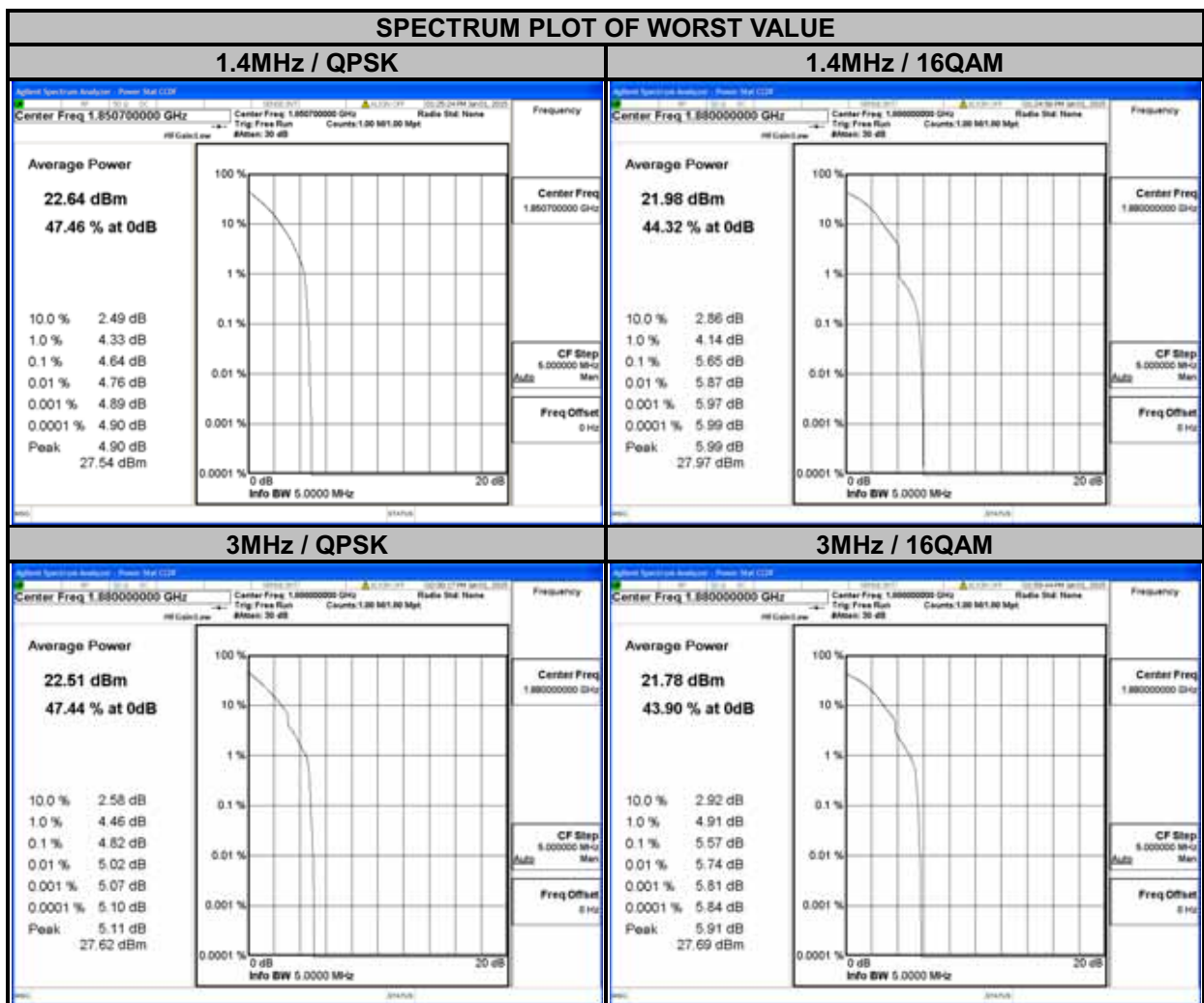
4.4.4 TEST RESULTS

| CHANNEL | FREQUENCY (MHz) | PEAK TO AVERAGE RATIO (dB) |
|---------|-----------------|----------------------------|
| | | CDMA |
| 25 | 1851.25 | 3.74 |
| 600 | 1880.00 | 3.94 |
| 1175 | 1908.75 | 3.78 |



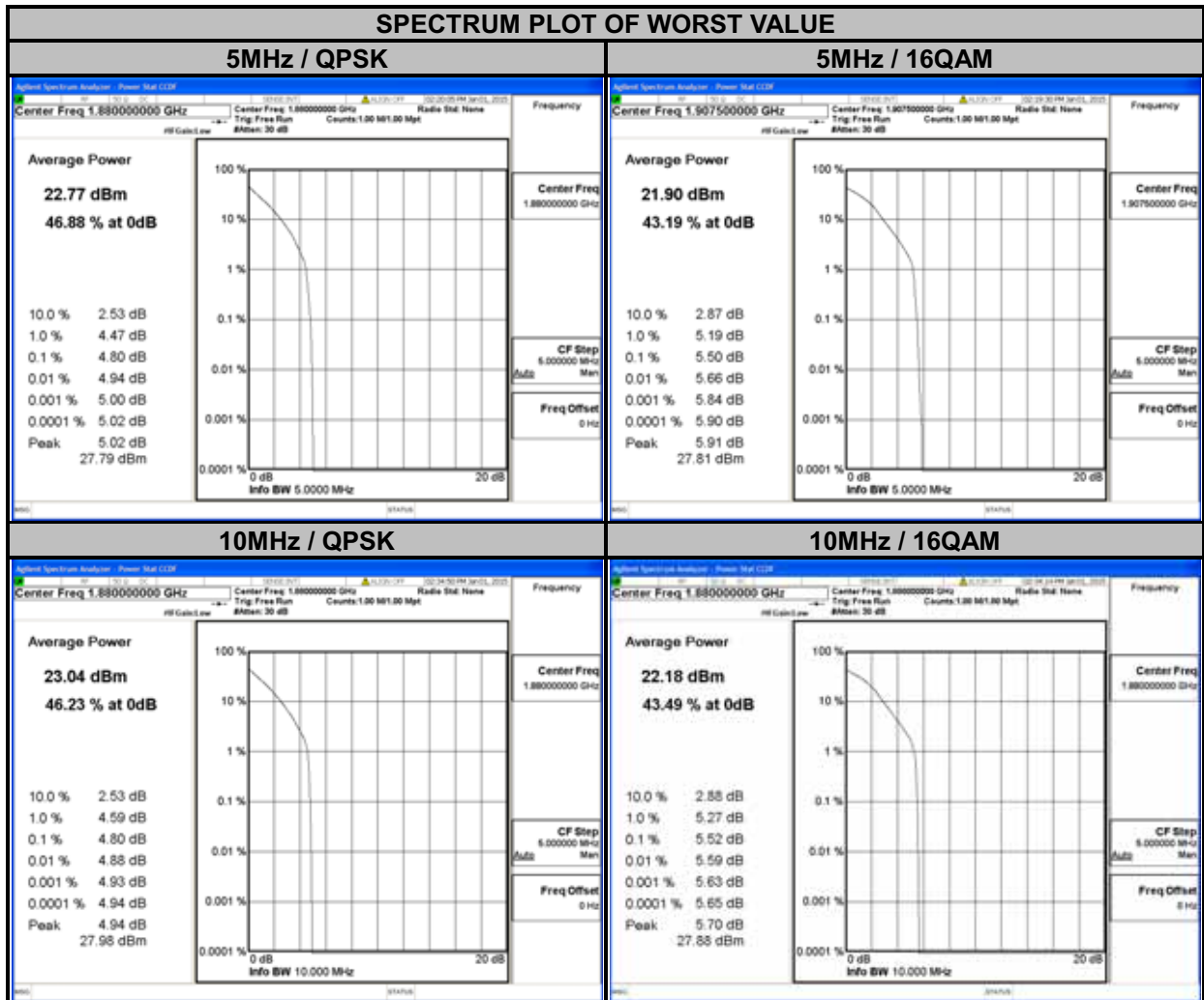


| LTE BAND 2 | | | | | | | |
|---------------------------|-----------------|----------------------------|-------|-------------------------|-----------------|----------------------------|-------|
| CHANNEL BANDWIDTH: 1.4MHz | | | | CHANNEL BANDWIDTH: 3MHz | | | |
| CHANNEL | FREQUENCY (MHz) | PEAK TO AVERAGE RATIO (dB) | | CHANNEL | FREQUENCY (MHz) | PEAK TO AVERAGE RATIO (dB) | |
| | | QPSK | 16QAM | | | QPSK | 16QAM |
| 18607 | 1850.7 | 4.64 | 5.52 | 18615 | 1851.5 | 4.69 | 5.44 |
| 18900 | 1880.0 | 3.31 | 5.65 | 18900 | 1880.0 | 4.82 | 5.57 |
| 19193 | 1909.3 | 4.55 | 5.55 | 19185 | 1908.5 | 4.78 | 5.57 |



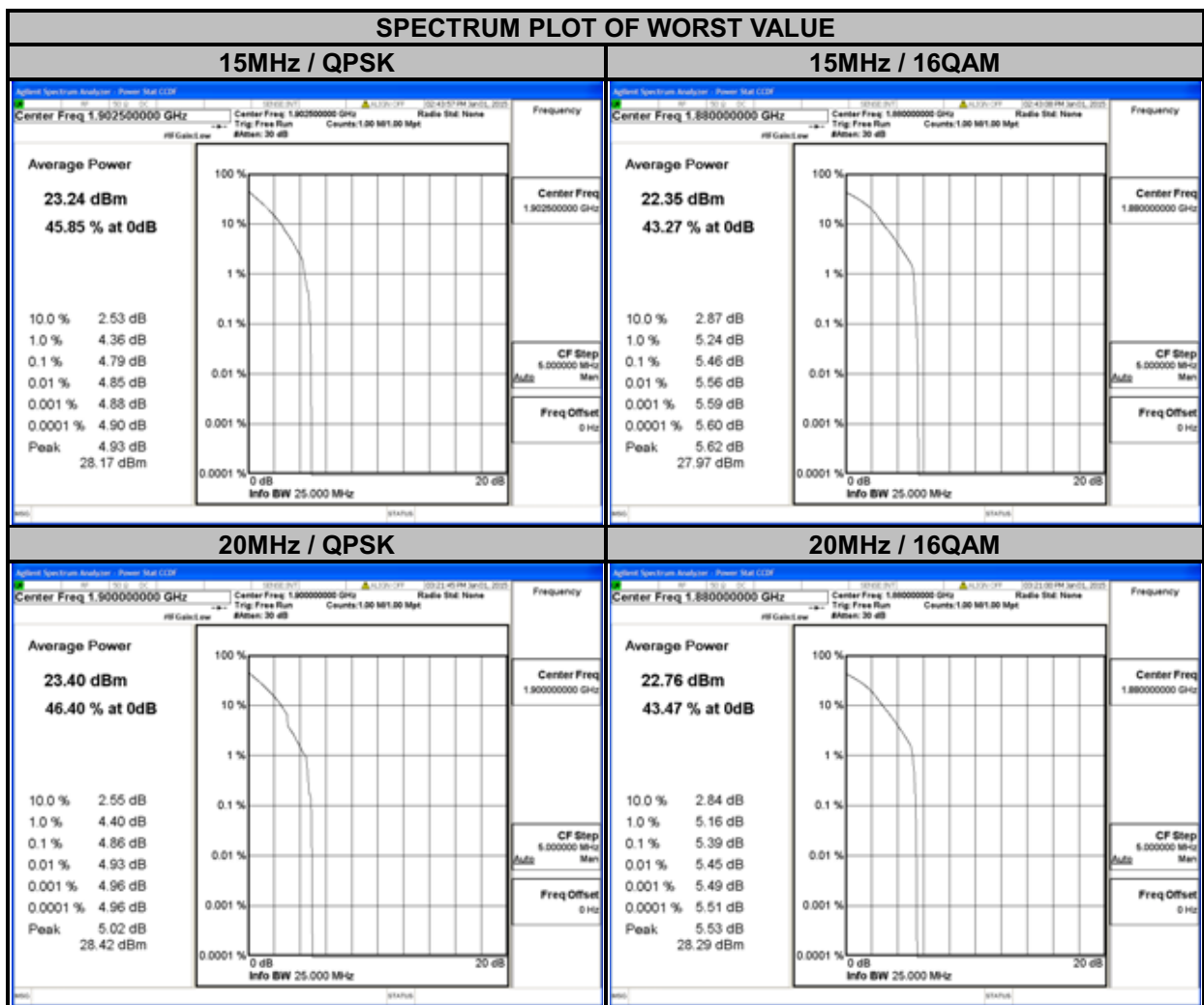


| LTE BAND 2 | | | | | | | |
|-------------------------|-----------------|----------------------------|-------|--------------------------|-----------------|----------------------------|-------|
| CHANNEL BANDWIDTH: 5MHz | | | | CHANNEL BANDWIDTH: 10MHz | | | |
| CHANNEL | FREQUENCY (MHz) | PEAK TO AVERAGE RATIO (dB) | | CHANNEL | FREQUENCY (MHz) | PEAK TO AVERAGE RATIO (dB) | |
| | | QPSK | 16QAM | | | QPSK | 16QAM |
| 18625 | 1852.5 | 4.62 | 5.39 | 18650 | 1855.0 | 4.37 | 5.18 |
| 18900 | 1880.0 | 4.80 | 5.41 | 18900 | 1880.0 | 4.80 | 5.52 |
| 19175 | 1907.5 | 4.73 | 5.50 | 19150 | 1905.0 | 4.72 | 5.45 |



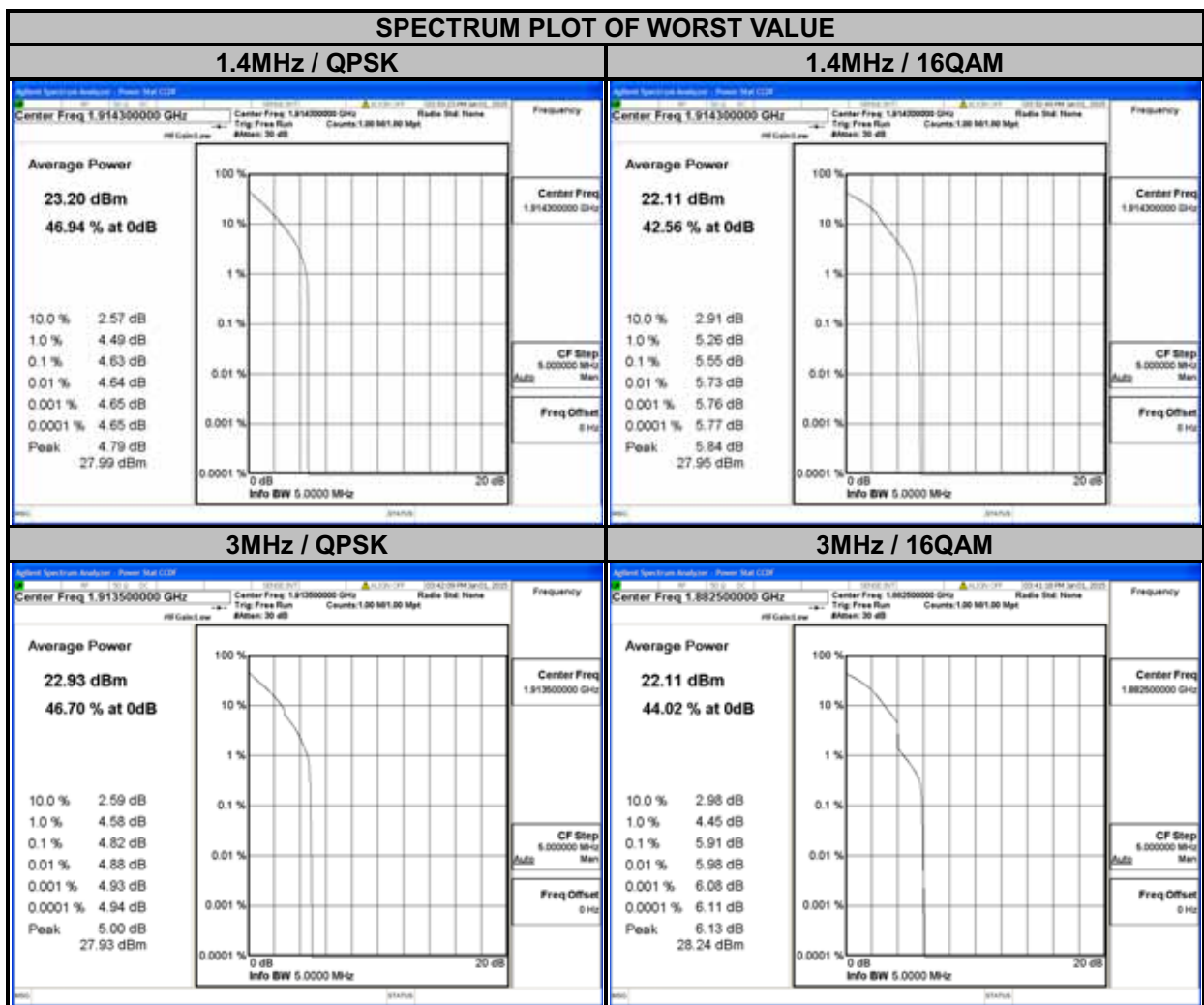


| LTE BAND 2 | | | | | | | |
|--------------------------|-----------------|----------------------------|-------|--------------------------|-----------------|----------------------------|-------|
| CHANNEL BANDWIDTH: 15MHz | | | | CHANNEL BANDWIDTH: 20MHz | | | |
| CHANNEL | FREQUENCY (MHz) | PEAK TO AVERAGE RATIO (dB) | | CHANNEL | FREQUENCY (MHz) | PEAK TO AVERAGE RATIO (dB) | |
| | | QPSK | 16QAM | | | QPSK | 16QAM |
| 18675 | 1857.5 | 4.13 | 4.95 | 18700 | 1860.0 | 4.03 | 4.77 |
| 18900 | 1880.0 | 4.77 | 5.46 | 18900 | 1880.0 | 4.69 | 5.39 |
| 19125 | 1902.5 | 4.79 | 5.44 | 19100 | 1900.0 | 4.86 | 5.34 |



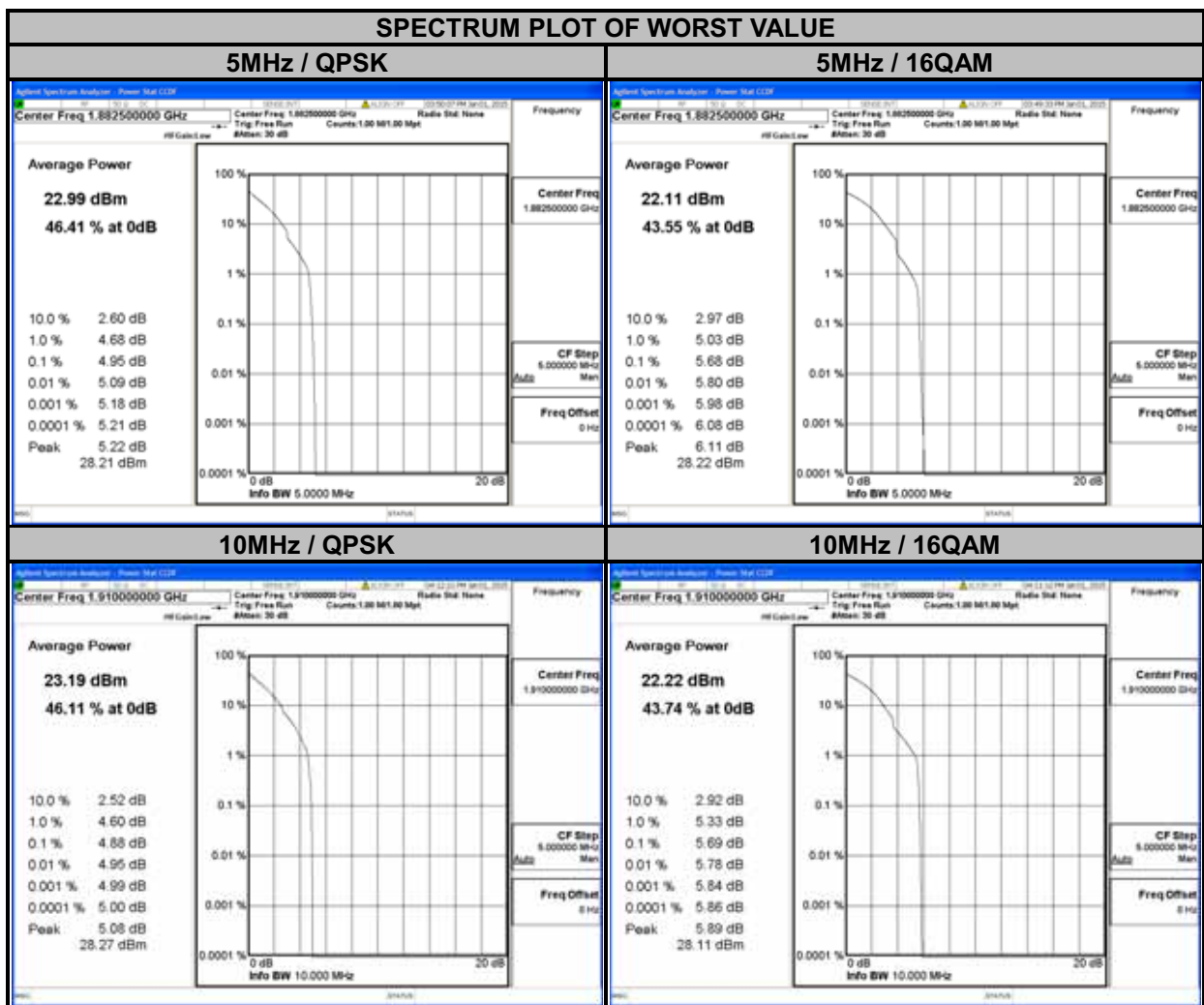


| LTE BAND 25 | | | | | | | |
|---------------------------|-----------------|----------------------------|-------|-------------------------|-----------------|----------------------------|-------|
| CHANNEL BANDWIDTH: 1.4MHz | | | | CHANNEL BANDWIDTH: 3MHz | | | |
| CHANNEL | FREQUENCY (MHz) | PEAK TO AVERAGE RATIO (dB) | | CHANNEL | FREQUENCY (MHz) | PEAK TO AVERAGE RATIO (dB) | |
| | | QPSK | 16QAM | | | QPSK | 16QAM |
| 26047 | 1850.7 | 4.57 | 5.49 | 26055 | 1851.5 | 4.70 | 5.52 |
| 26365 | 1882.5 | 3.42 | 4.66 | 26365 | 1882.5 | 3.49 | 5.91 |
| 26683 | 1914.3 | 4.63 | 5.55 | 26675 | 1913.5 | 4.82 | 5.61 |



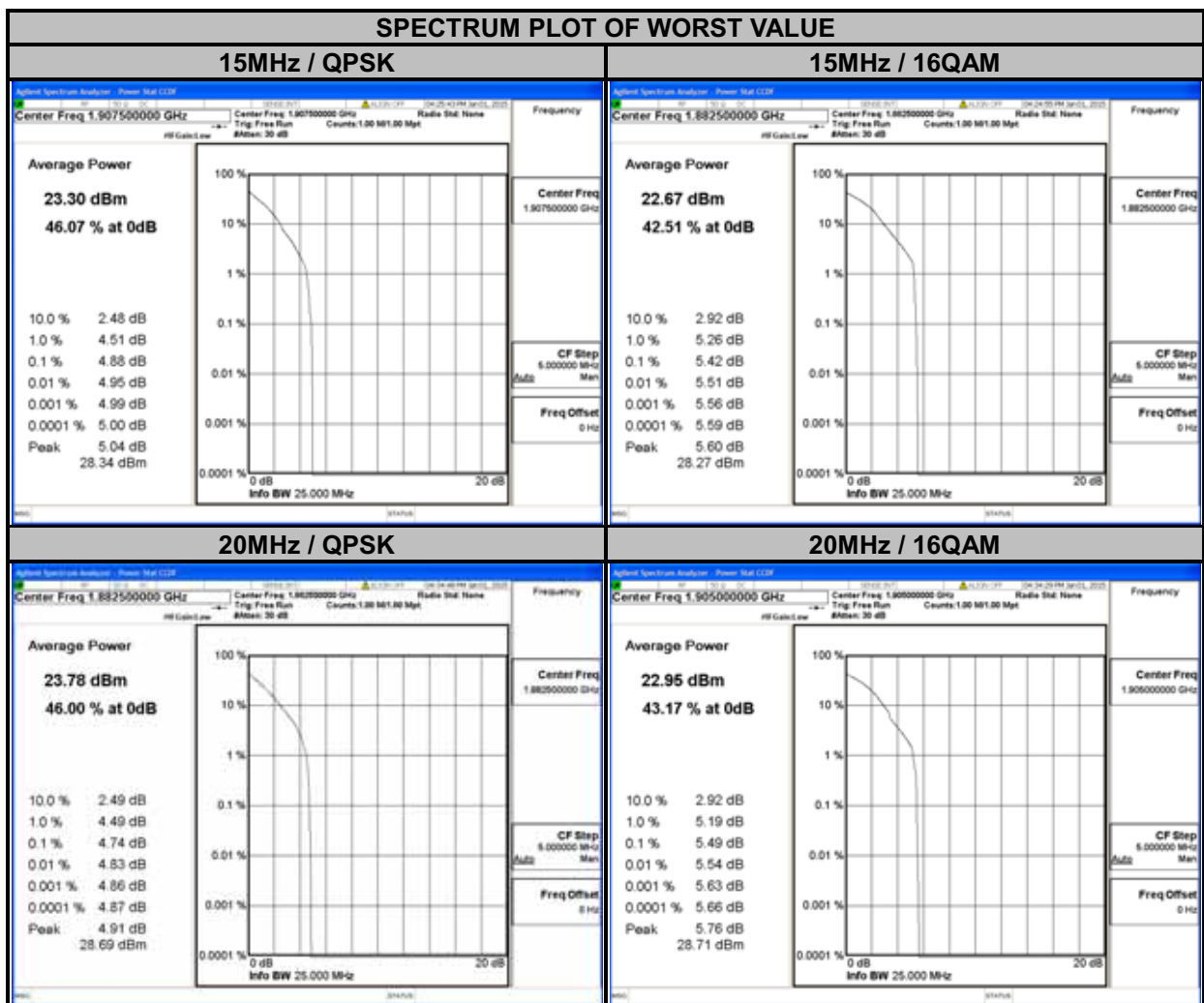


| LTE BAND 25 | | | | | | | |
|-------------------------|-----------------|----------------------------|-------|--------------------------|-----------------|----------------------------|-------|
| CHANNEL BANDWIDTH: 5MHz | | | | CHANNEL BANDWIDTH: 10MHz | | | |
| CHANNEL | FREQUENCY (MHz) | PEAK TO AVERAGE RATIO (dB) | | CHANNEL | FREQUENCY (MHz) | PEAK TO AVERAGE RATIO (dB) | |
| | | QPSK | 16QAM | | | QPSK | 16QAM |
| 26065 | 1852.5 | 4.66 | 5.39 | 26090 | 1855.0 | 4.53 | 5.32 |
| 26365 | 1882.5 | 4.95 | 5.68 | 26365 | 1882.5 | 4.78 | 5.57 |
| 26665 | 1912.5 | 4.89 | 5.68 | 26640 | 1910.0 | 4.88 | 5.69 |





| LTE BAND 25 | | | | | | | |
|--------------------------|-----------------|----------------------------|-------|--------------------------|-----------------|----------------------------|-------|
| CHANNEL BANDWIDTH: 15MHz | | | | CHANNEL BANDWIDTH: 20MHz | | | |
| CHANNEL | FREQUENCY (MHz) | PEAK TO AVERAGE RATIO (dB) | | CHANNEL | FREQUENCY (MHz) | PEAK TO AVERAGE RATIO (dB) | |
| | | QPSK | 16QAM | | | QPSK | 16QAM |
| 26115 | 1857.5 | 4.24 | 5.10 | 26140 | 1860.0 | 4.23 | 4.88 |
| 26365 | 1882.5 | 4.85 | 5.42 | 26365 | 1882.5 | 4.74 | 5.40 |
| 26615 | 1907.5 | 4.88 | 5.41 | 26590 | 1905.0 | 4.68 | 5.49 |

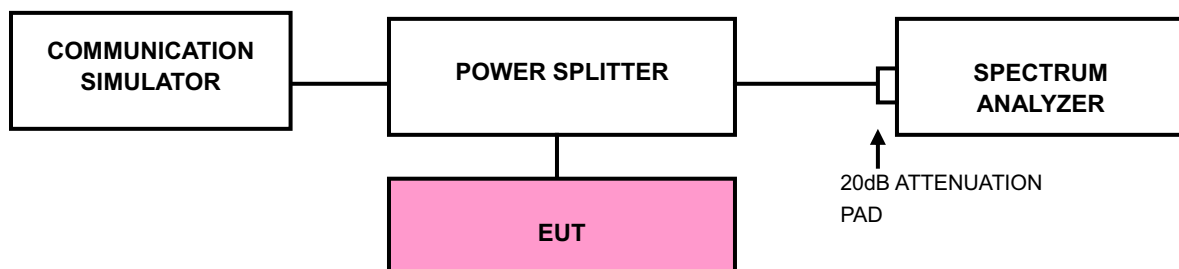


4.5 BAND EDGE MEASUREMENT

4.5.1 LIMITS OF BAND EDGE MEASUREMENT

Power of any emission outside of the authorized operating frequency ranges must be attenuated below the transmitting power (P) by a factor of at least $43 + 10 \log(P)$ dB. In the 1 MHz bands immediately outside and adjacent to the frequency block a resolution bandwidth of at least one percent of the emission bandwidth of the fundamental emission of the transmitter may be employed.

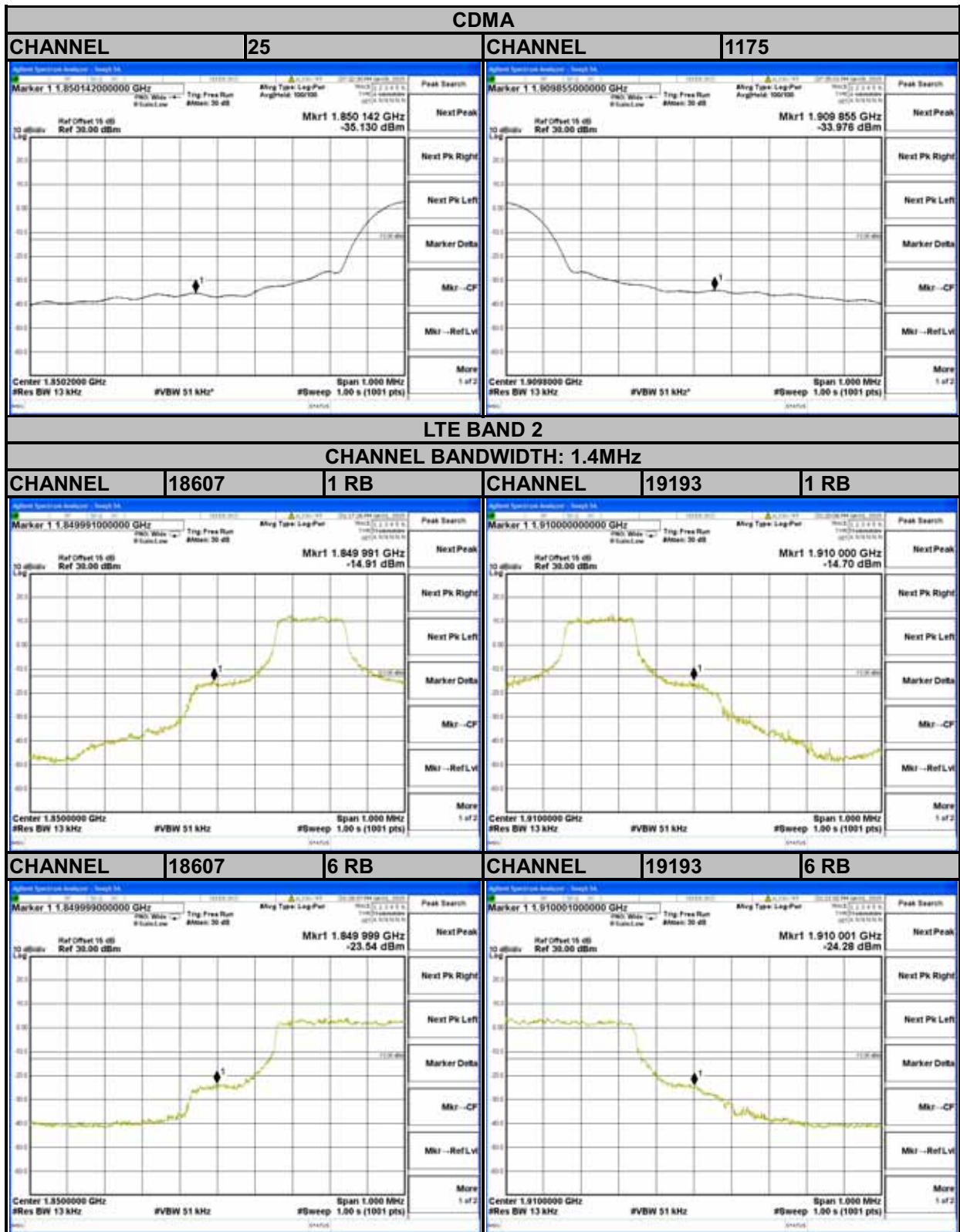
4.5.2 TEST SETUP



4.5.3 TEST PROCEDURES

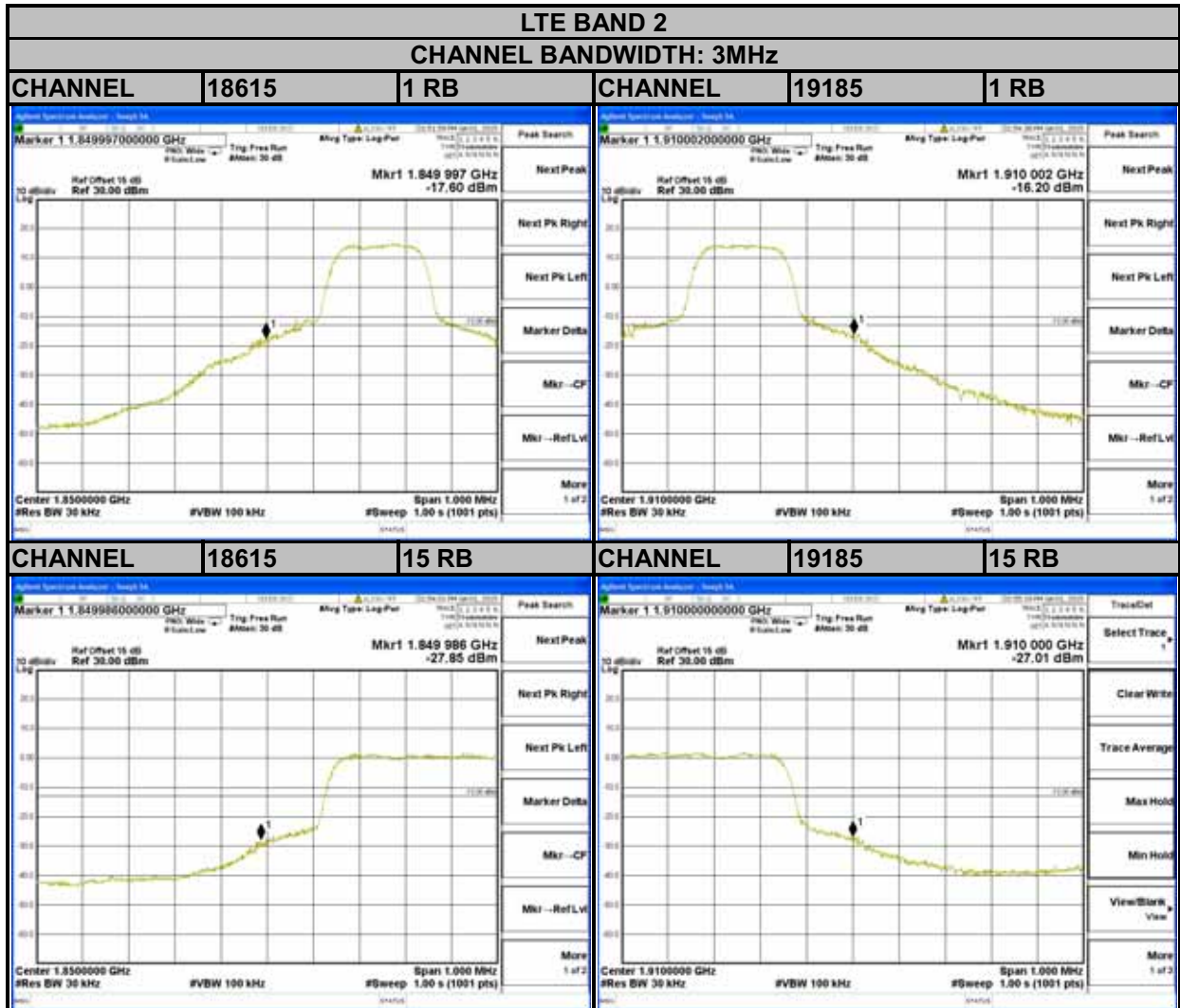
- a. All measurements were done at low and high operational frequency range.
- b. The center frequency of spectrum is the band edge frequency and span is 1MHz. RB of the spectrum is 13kHz and VB of the spectrum is 51kHz (CDMA / LTE Band 2 Bandwidth 1.4MHz / LTE Band 25 Bandwidth 1.4MHz).
- c. The center frequency of spectrum is the band edge frequency and span is 1MHz. RB of the spectrum is 30kHz and VB of the spectrum is 100kHz (LTE Band 2 Bandwidth 3MHz / LTE Band 25 Bandwidth 3MHz).
- d. The center frequency of spectrum is the band edge frequency and span is 1MHz. RB of the spectrum is 100kHz and VB of the spectrum is 300kHz (LTE Band 2 Bandwidth 5MHz/10MHz / LTE Band 25 Bandwidth 10MHz).
- e. The center frequency of spectrum is the band edge frequency and span is 1MHz. RB of the spectrum is 91kHz and VB of the spectrum is 300kHz (LTE Band 5 Bandwidth 5MHz).
- f. The center frequency of spectrum is the band edge frequency and span is 1MHz. RB of the spectrum is 150kHz and VB of the spectrum is 470kHz (LTE Band 2 Bandwidth 15MHz / LTE Band 25 Bandwidth 15MHz).
- g. The center frequency of spectrum is the band edge frequency and span is 1MHz. RB of the spectrum is 180kHz and VB of the spectrum is 560kHz (LTE Band 2 Bandwidth 20MHz / LTE Band 25 Bandwidth 20MHz).
- h. Record the max trace plot into the test report.

4.5.4 TEST RESULTS



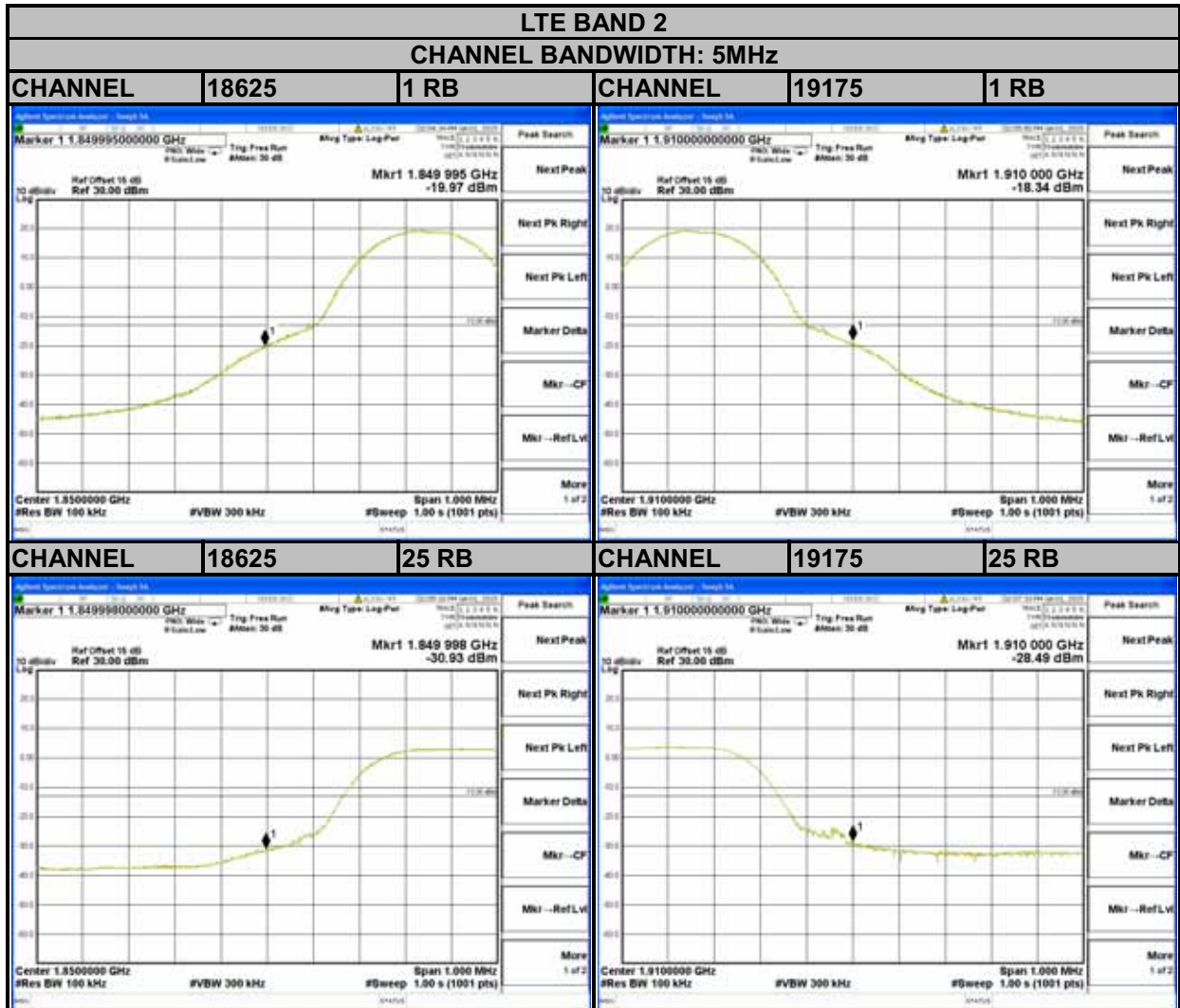


A D T



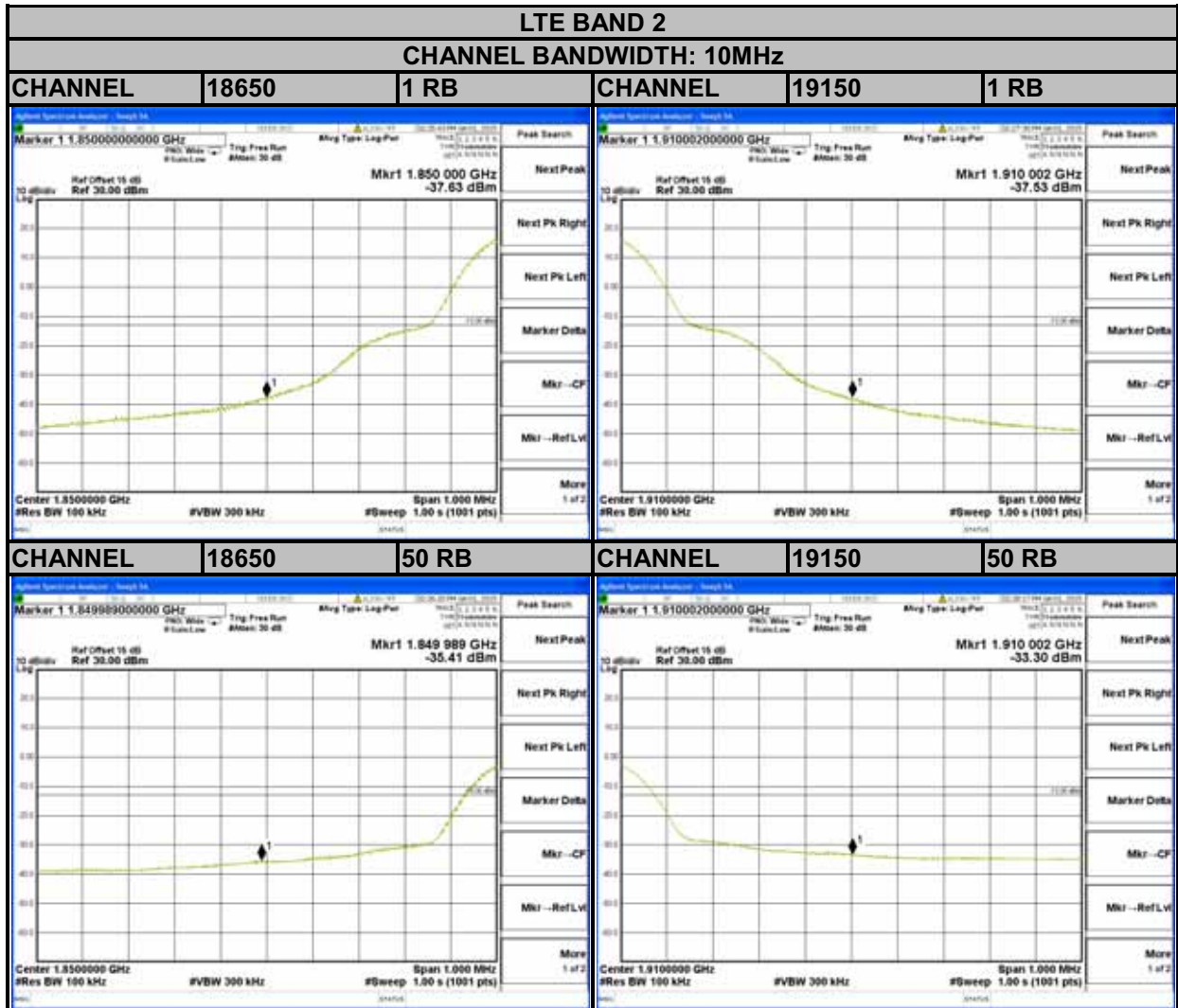


A D T



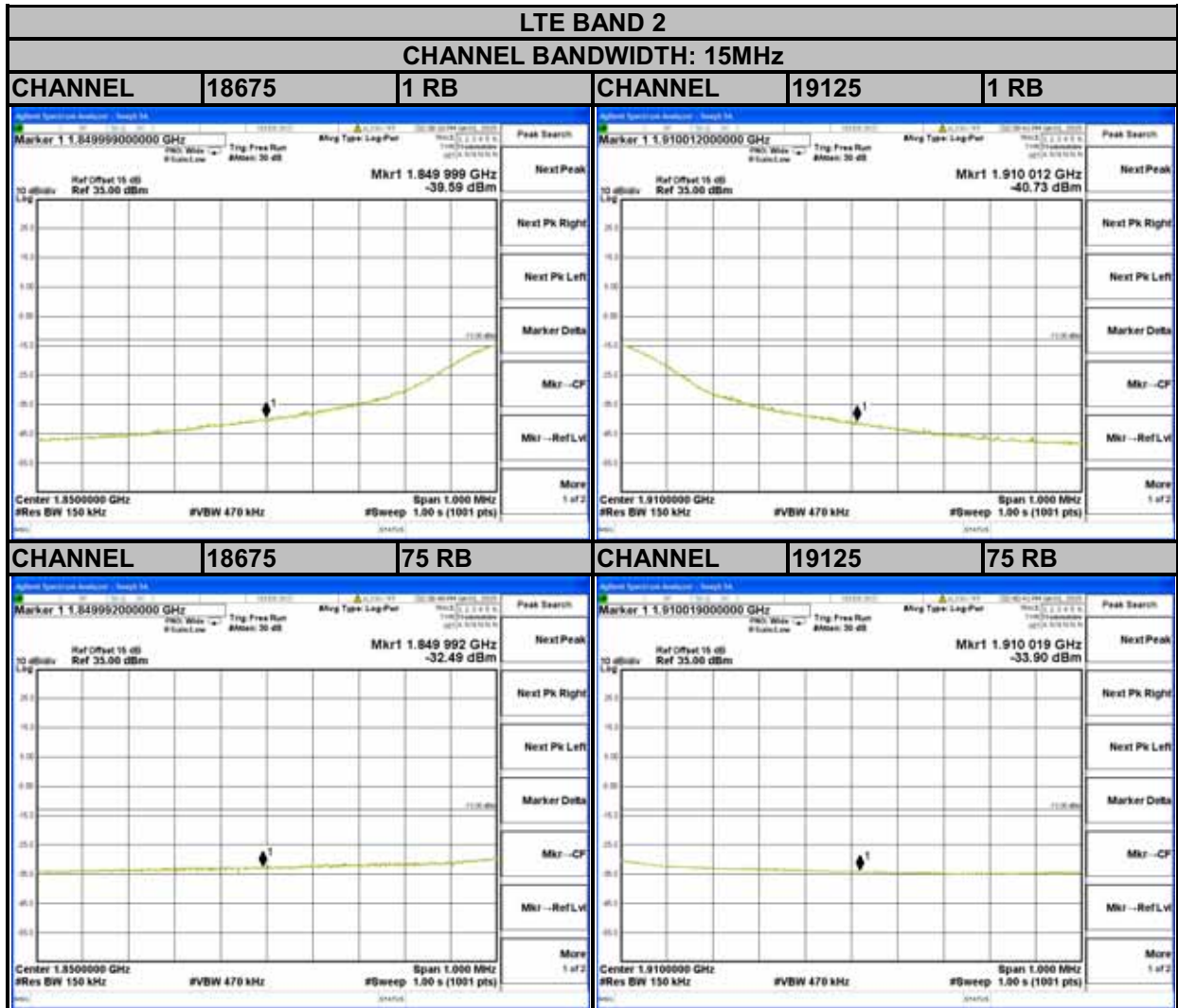


A D T



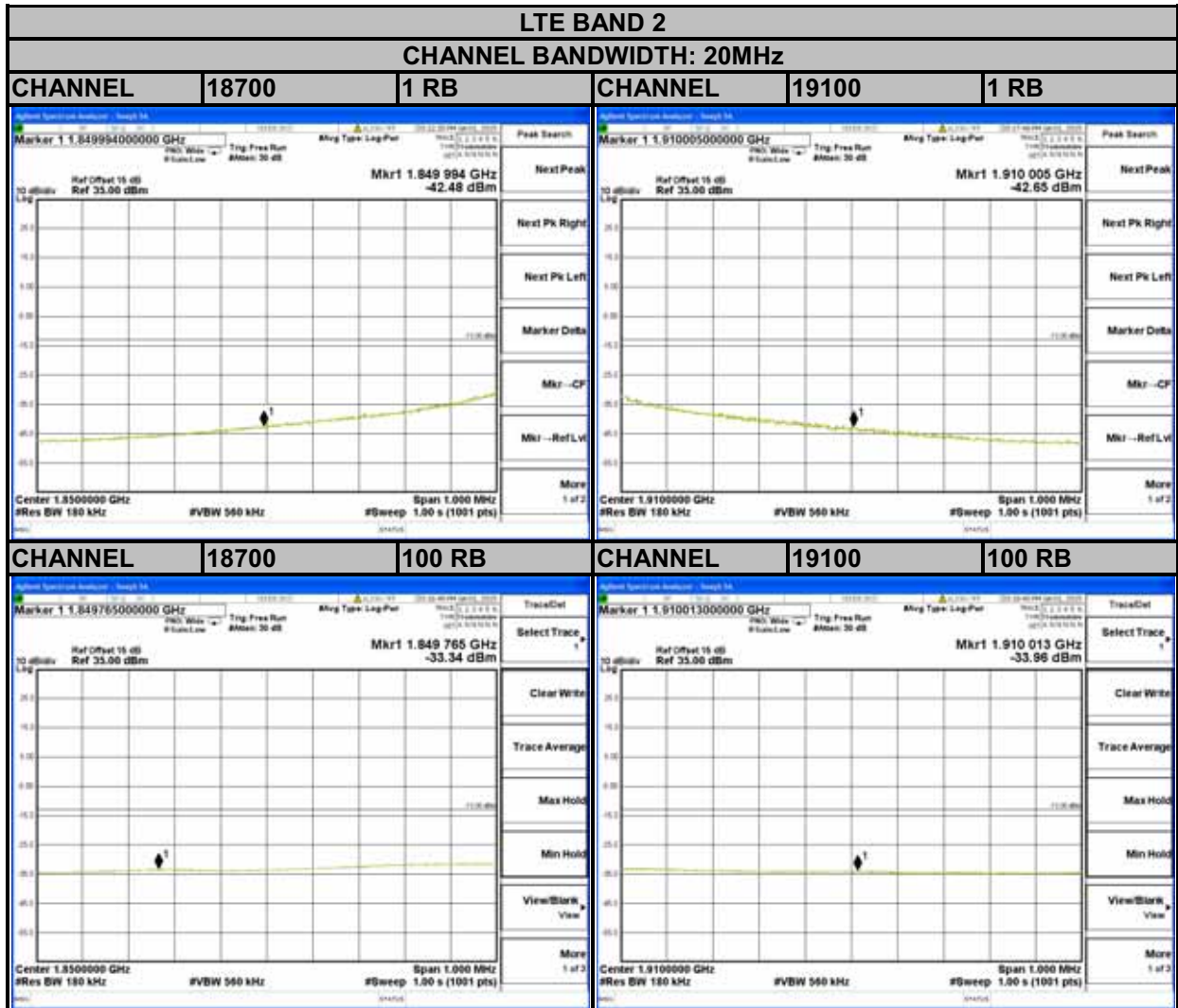


A D T



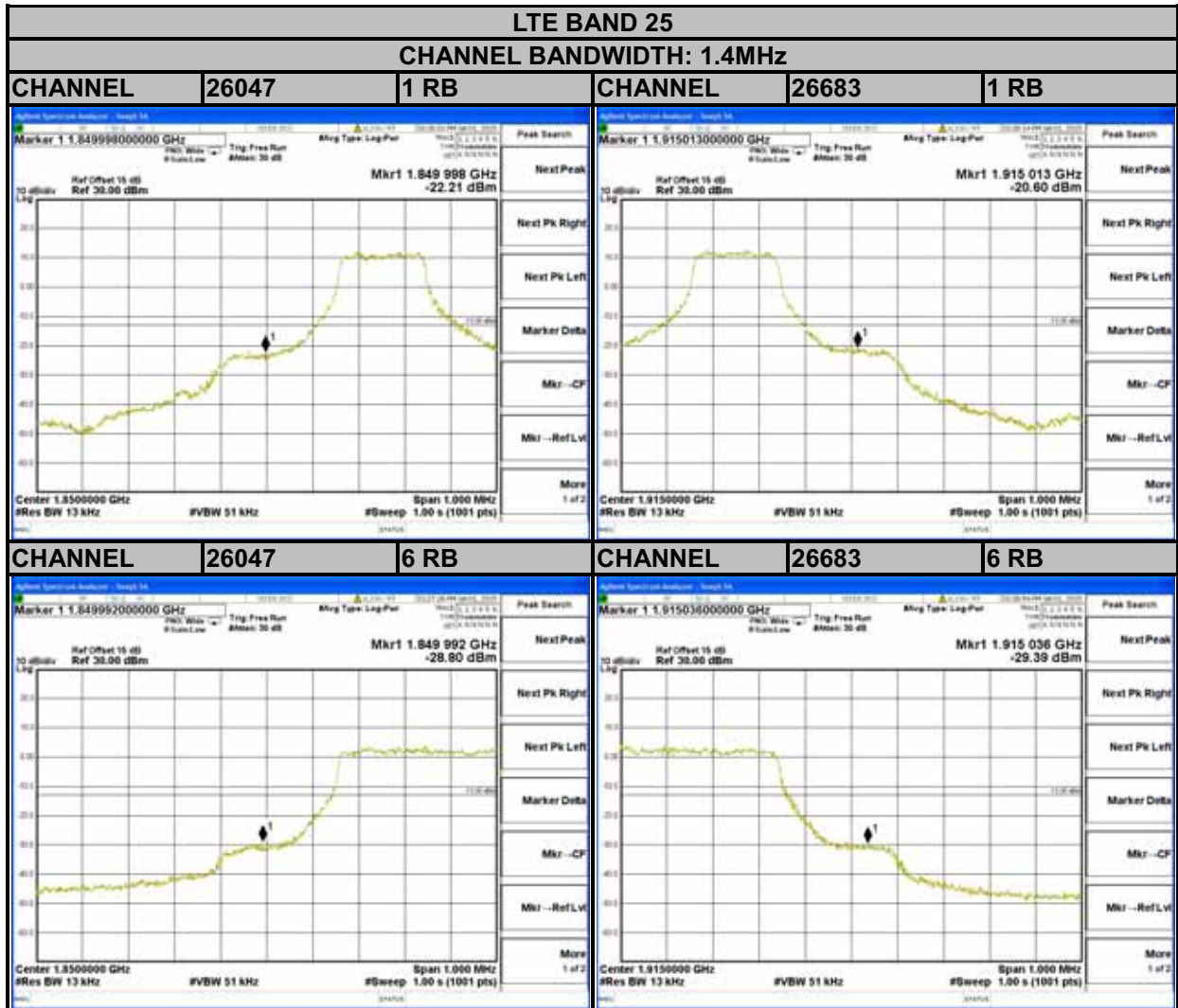


A D T



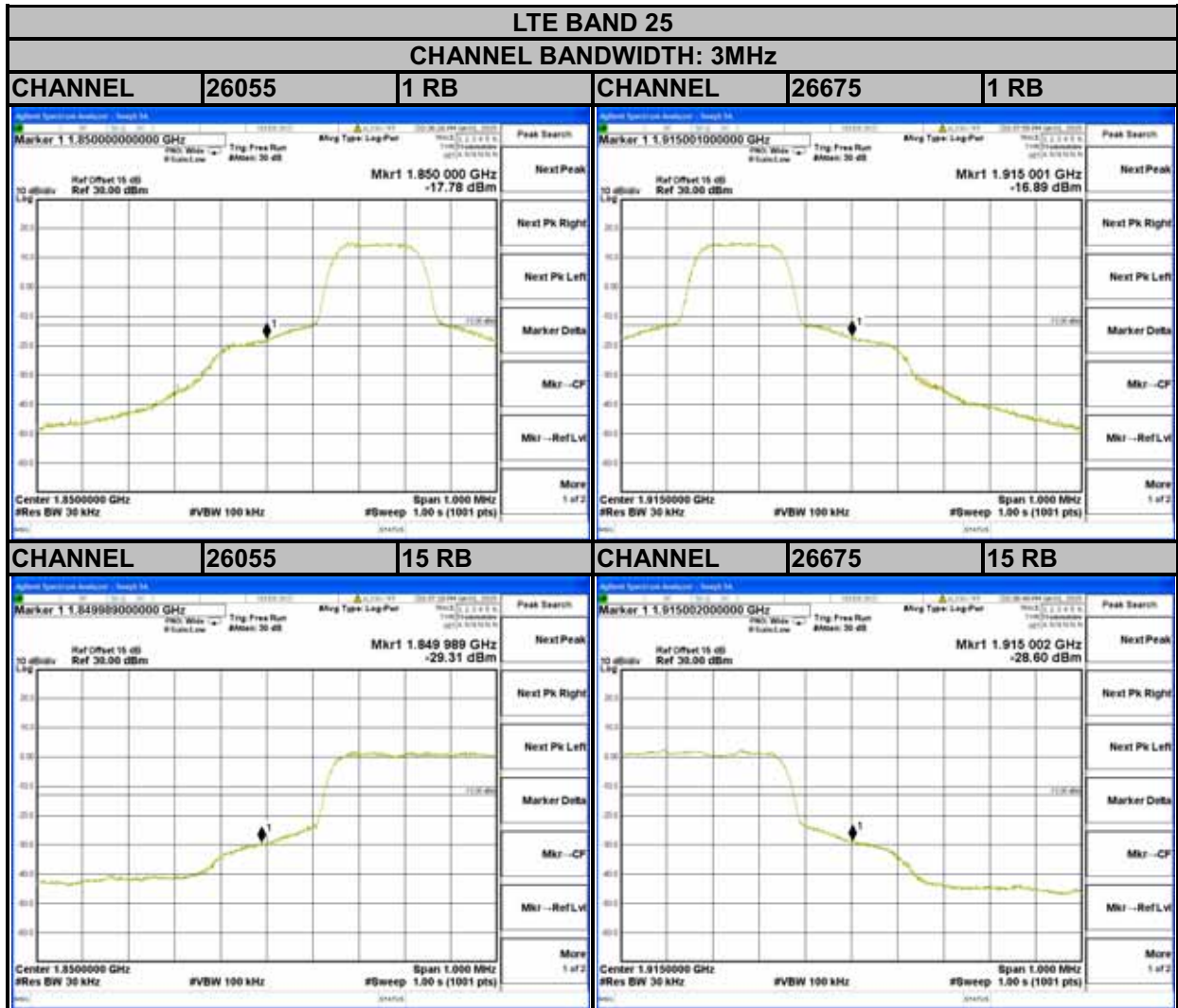


A D T



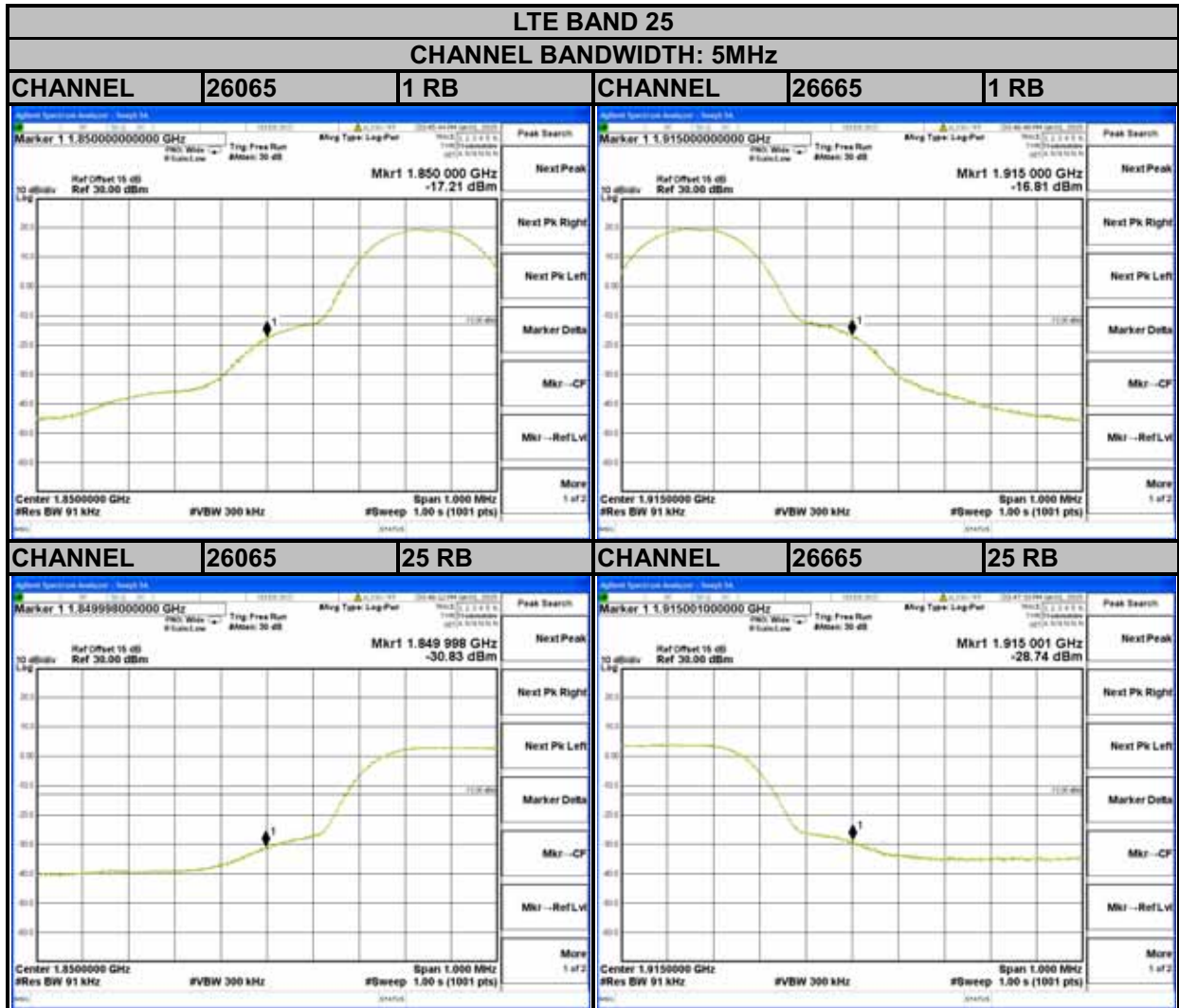


A D T



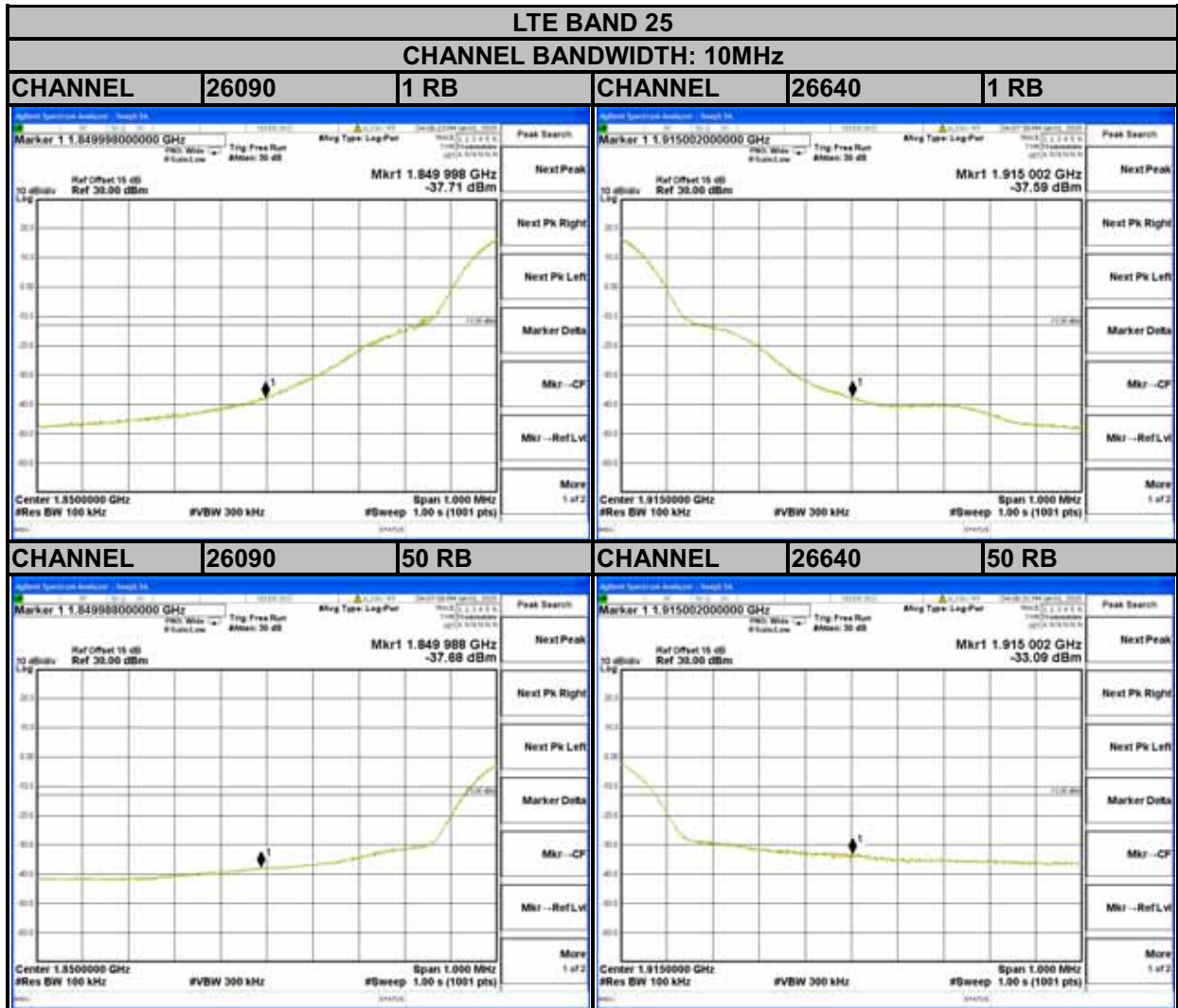


A D T



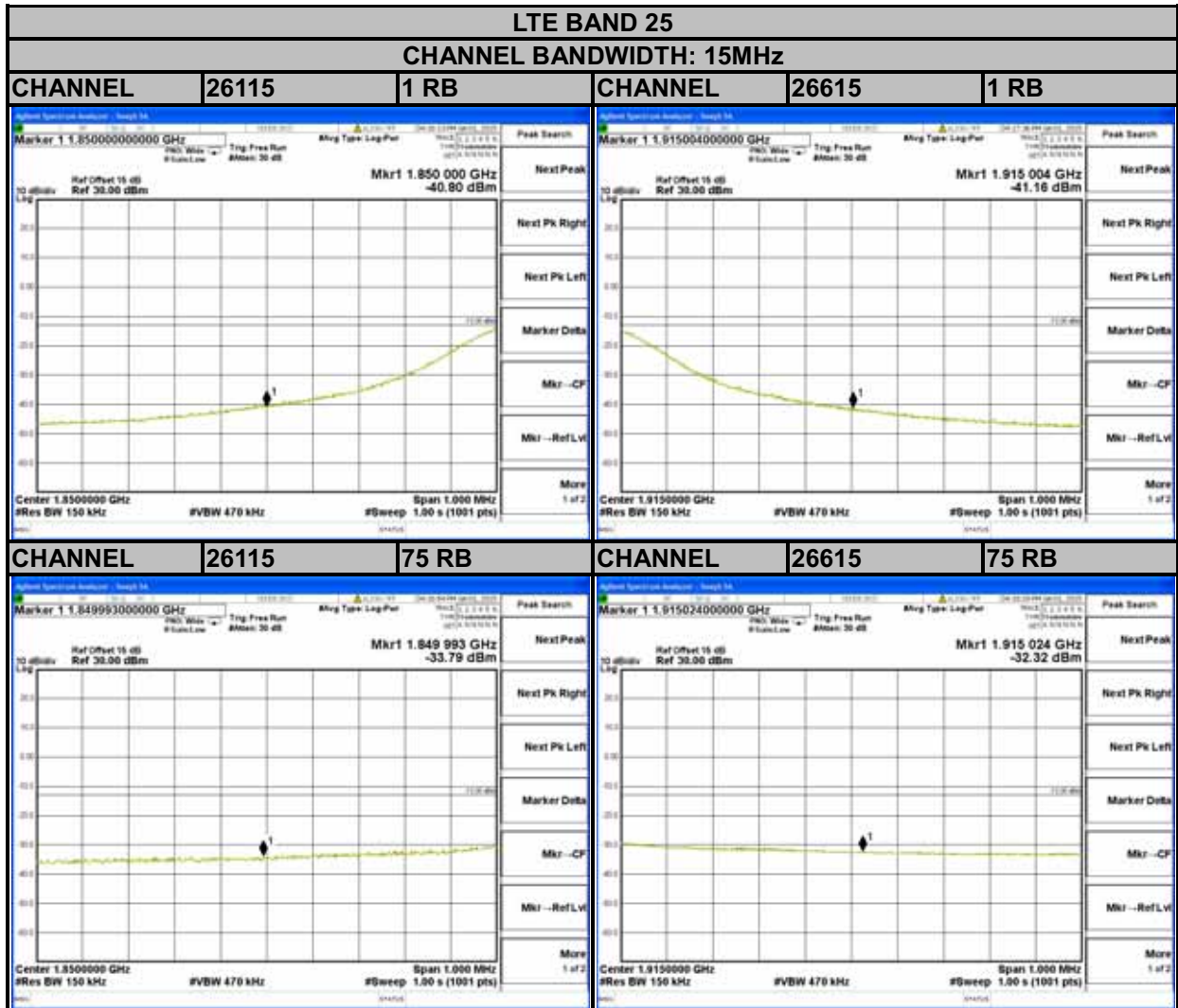


A D T



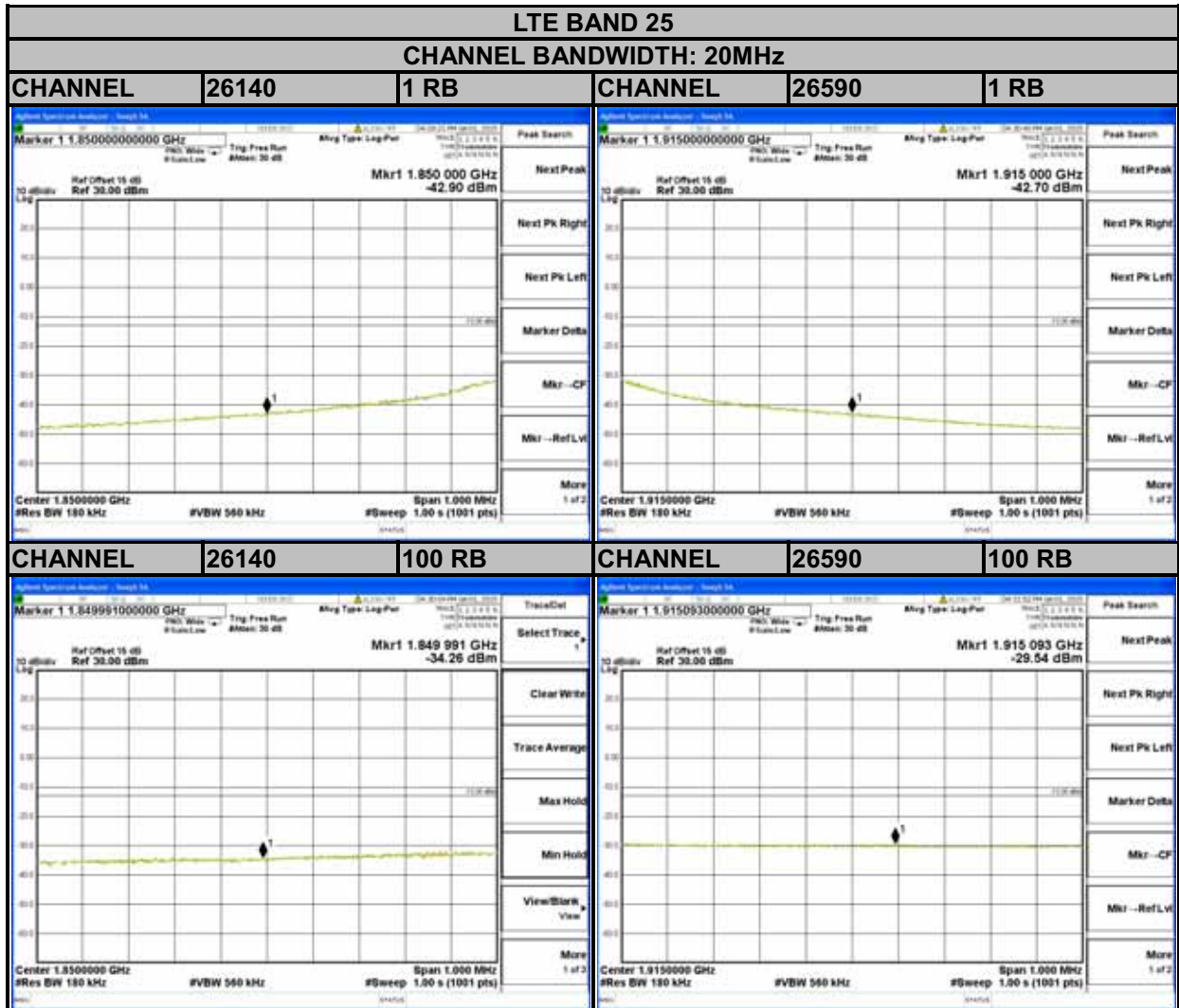


A D T





A D T



4.6 CONDUCTED SPURIOUS EMISSIONS

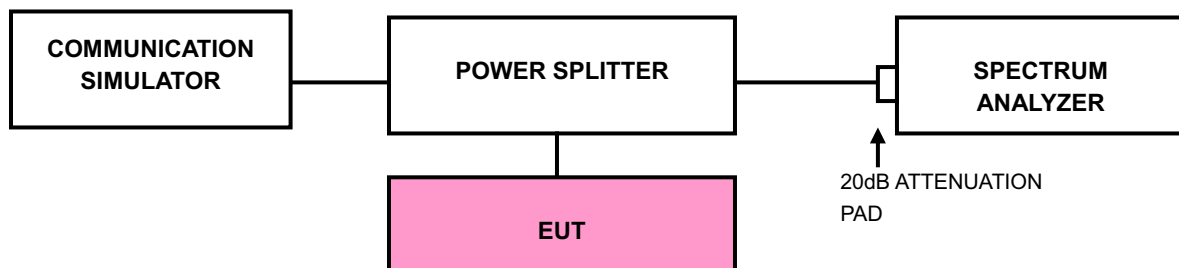
4.6.1 LIMITS OF CONDUCTED SPURIOUS EMISSIONS MEASUREMENT

The power of any emission outside of the authorized operating frequency ranges must be attenuated below the transmitting power (P) by a factor of at least $43 + 10 \log(P)$ dB. The emission limit is equal to -13dBm.

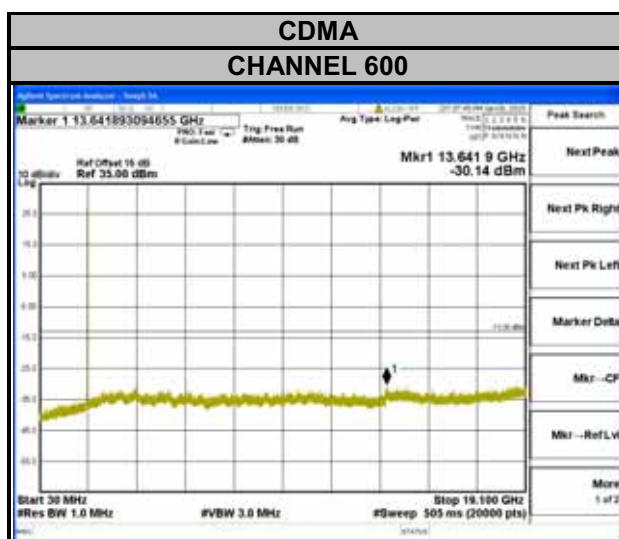
4.6.2 TEST PROCEDURE

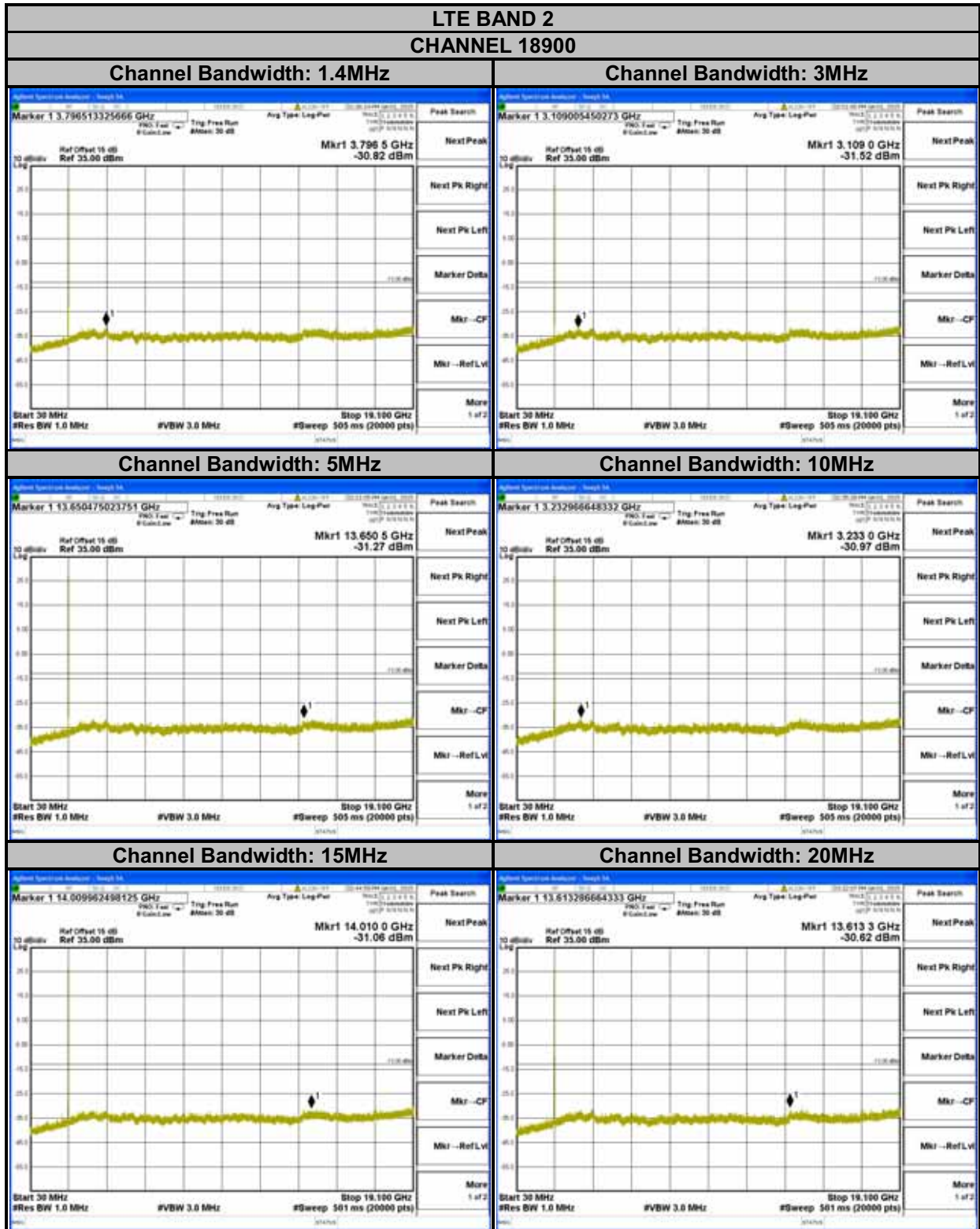
- The EUT makes a phone call to the communication simulator. All measurements were done at low, middle and high operational frequency range.
- Measuring frequency range is from 30 MHz to 19.1GHz. 10dB attenuation pad is connected with spectrum. RBW=1MHz and VBW=3MHz is used for conducted emission measurement.

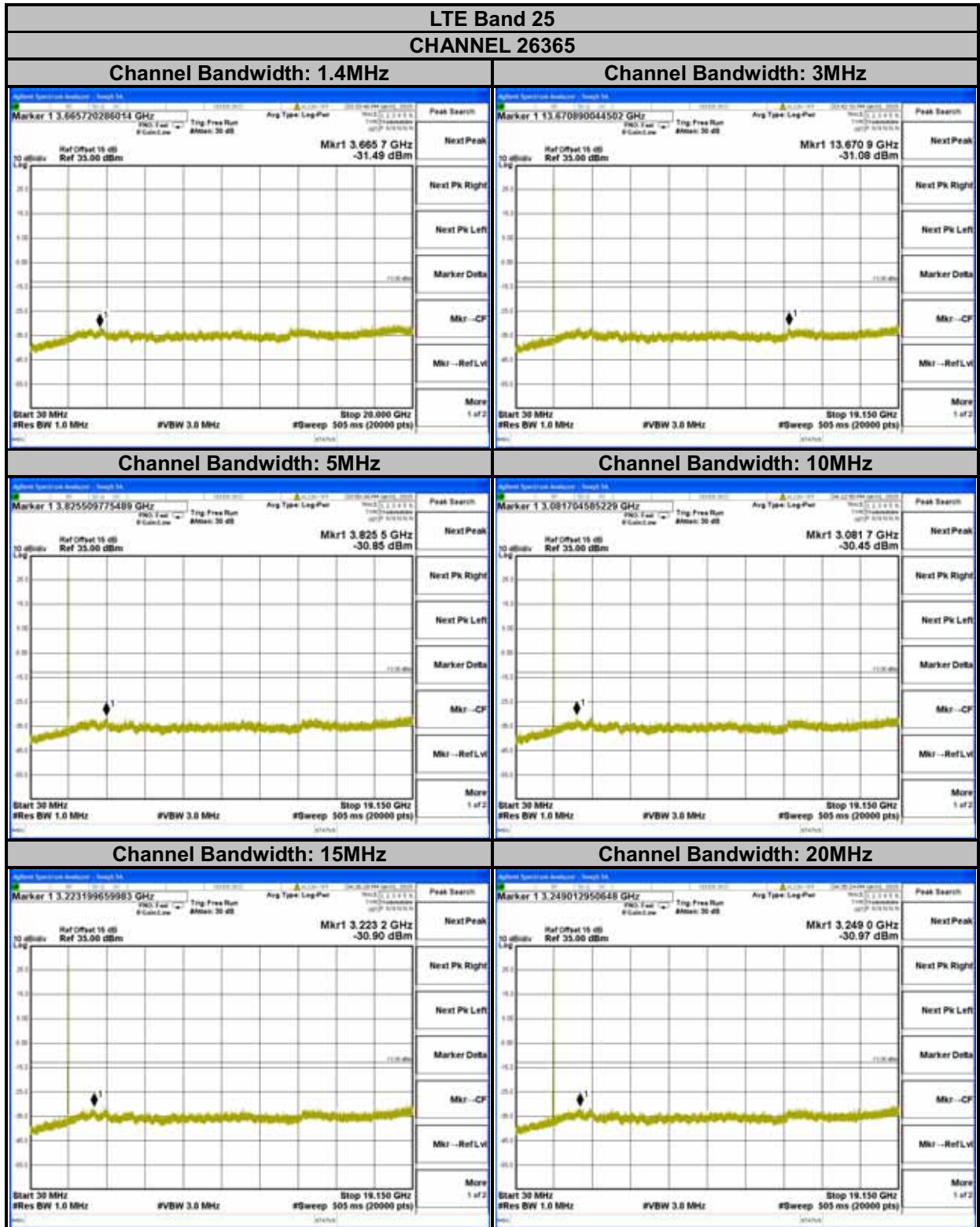
4.6.3 TEST SETUP



4.6.4 TEST RESULTS







4.7 RADIATED EMISSION MEASUREMENT

4.7.1 LIMITS OF RADIATED EMISSION MEASUREMENT

The power of any emission outside of the authorized operating frequency ranges must be attenuated below the transmitting power (P) by a factor of at least $43 + 10 \log(P)$ dB. The emission limit is equal to -13dBm.

4.7.2 TEST PROCEDURES

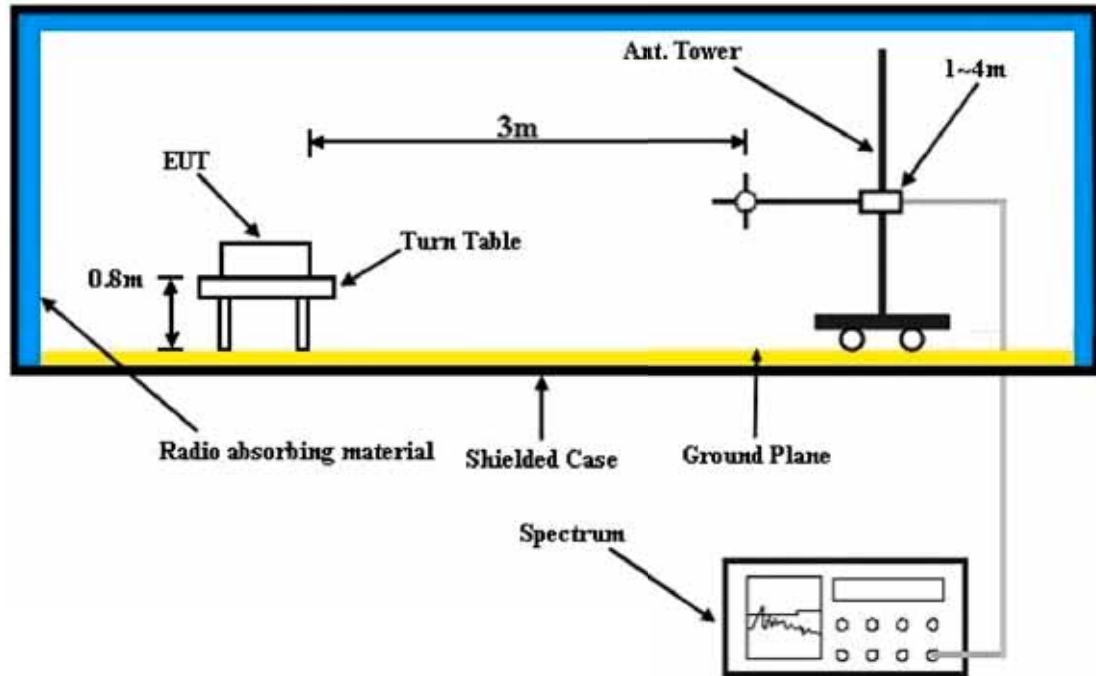
- a. Substitution method is used for E.I.R.P measurement. In the semi-anechoic chamber, EUT placed on the 0.8m height of Turn Table, rotated the table around 360 degrees to search the maximum radiation power and receiver antenna shall be rotated vertical and horizontal polarization and moved height from 1m to 4m to find the maximum polar radiated power. The “Read Value” is the spectrum reading the maximum power value.
- b. The substitution horn antenna is substituted for EUT at the same position and signals generator export the CW signal to the substitution antenna via a TX cable. Rotated the Turn Table and moved receiving antenna to find the maximum radiation power. Adjust output power level of S.G to get a Value of spectrum reading equal to “Read Value” of step a. Record the power level of S.G
- c. $EIRP = \text{Output power level of S.G} - \text{TX cable loss} + \text{Antenna gain of substitution horn}$.
- d. E.R.P power can be calculated form E.I.R.P power by subtracting the gain of dipole, $E.R.P \text{ power} = E.I.R.P \text{ power} - 2.15\text{dBi}$.

NOTE: The resolution bandwidth and video bandwidth of test receiver/spectrum analyzer is 1MHz/3MHz.

4.7.3 DEVIATION FROM TEST STANDARD

No deviation

4.7.4 TEST SETUP



For the actual test configuration, please refer to the attached file (Test Setup Photo).

4.7.5 TEST RESULTS

CDMA:

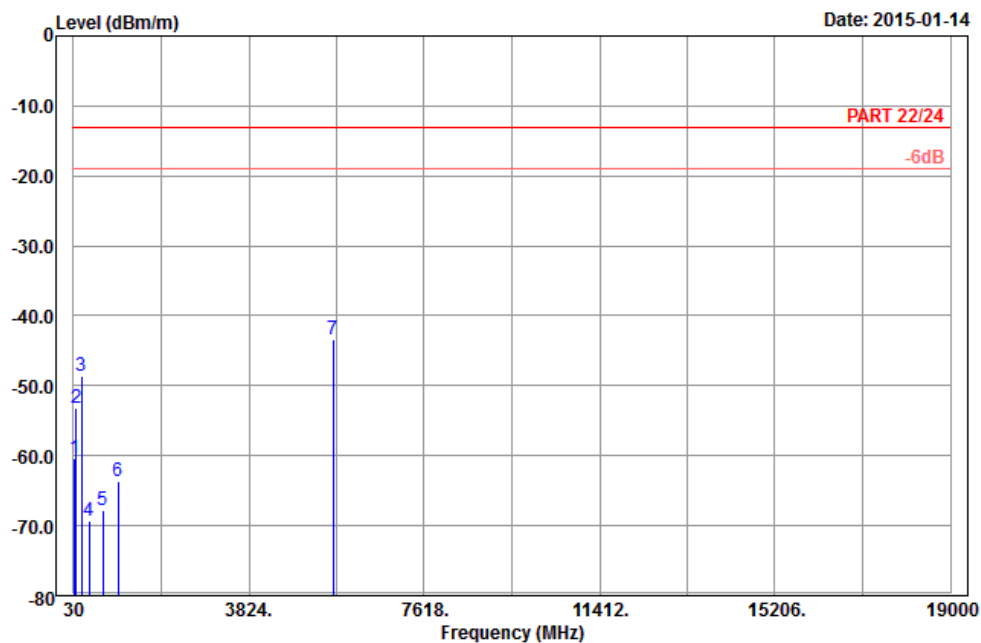


Bureau Veritas Consumer Products Services Ltd., Taoyuan Branch

A D T

Data: 13

Date: 2015-01-14



Site : 966 chamber 1
 Condition: PART 22/24 3m Horizontal
 Remark : BC1_Link_CH600
 Tested by: Will Chen
 Plane : Z

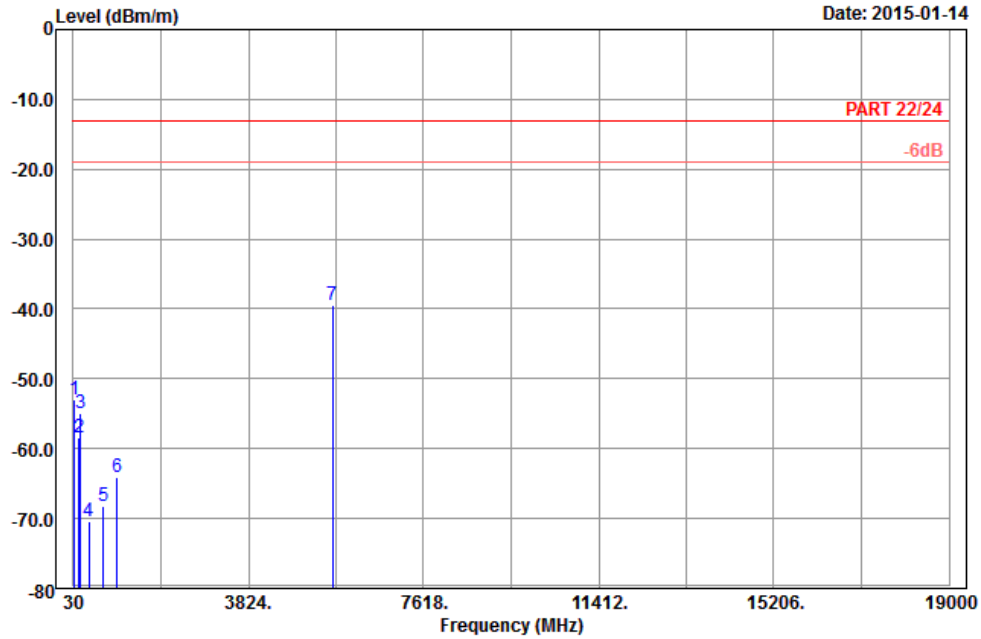
| | Freq | Level | Read Level | Limit Line | Over Limit | Factor | Remark |
|------|---------|--------|------------|------------|------------|--------|--------|
| | MHz | dBm/m | dBm | dBm/m | dB | dB/m | |
| 1 | 57.54 | -60.44 | -46.38 | -13.00 | -47.44 | -14.06 | Peak |
| 2 | 95.07 | -53.11 | -42.71 | -13.00 | -40.11 | -10.40 | Peak |
| 3 | 204.69 | -48.51 | -42.39 | -13.00 | -35.51 | -6.12 | Peak |
| 4 | 372.10 | -69.43 | -65.24 | -13.00 | -56.43 | -4.19 | Peak |
| 5 | 659.10 | -67.80 | -67.62 | -13.00 | -54.80 | -0.18 | Peak |
| 6 | 987.40 | -63.69 | -68.92 | -13.00 | -50.69 | 5.23 | Peak |
| 7 pp | 5640.00 | -43.41 | -63.88 | -13.00 | -30.41 | 20.47 | Peak |



A D T

Data: 14

Date: 2015-01-14



Site : 966 chamber 1
 Condition: PART 22/24 3m Vertical
 Remark : BC1_Link_CH600
 Tested by: Will Chen
 Plane : Z

| | Freq | Level | Read Level | Limit Line | Over Limit | Factor | Remark |
|------|---------|--------|------------|------------|------------|--------|--------|
| | MHz | dBm/m | dBm | dBm/m | dB | dB/m | |
| 1 | 47.82 | -52.96 | -39.85 | -13.00 | -39.96 | -13.11 | Peak |
| 2 | 148.80 | -58.39 | -50.49 | -13.00 | -45.39 | -7.90 | Peak |
| 3 | 193.62 | -54.83 | -48.92 | -13.00 | -41.83 | -5.91 | Peak |
| 4 | 370.00 | -70.44 | -66.15 | -13.00 | -57.44 | -4.29 | Peak |
| 5 | 687.80 | -68.20 | -67.88 | -13.00 | -55.20 | -0.32 | Peak |
| 6 | 979.70 | -64.01 | -69.21 | -13.00 | -51.01 | 5.20 | Peak |
| 7 pp | 5640.00 | -39.47 | -59.94 | -13.00 | -26.47 | 20.47 | Peak |



LTE BAND 2
CHANNEL BANDWIDTH: 20MHz / QPSK

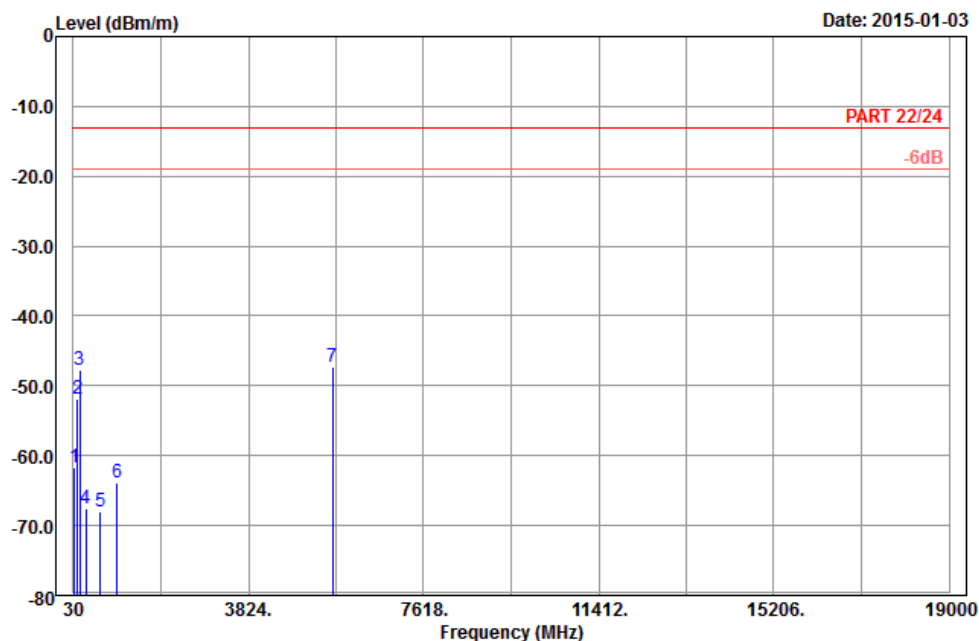


Bureau Veritas Consumer Products Services Ltd., Taoyuan Branch

A D T

Data: 13

Date: 2015-01-03



Site : 966 chamber 1
 Condition: PART 22/24 3m Horizontal
 Remark : LTE_Band 2_QPSK(1,0)_20M_CH18900
 Tested by: Hwa Chiang
 Plane : Y

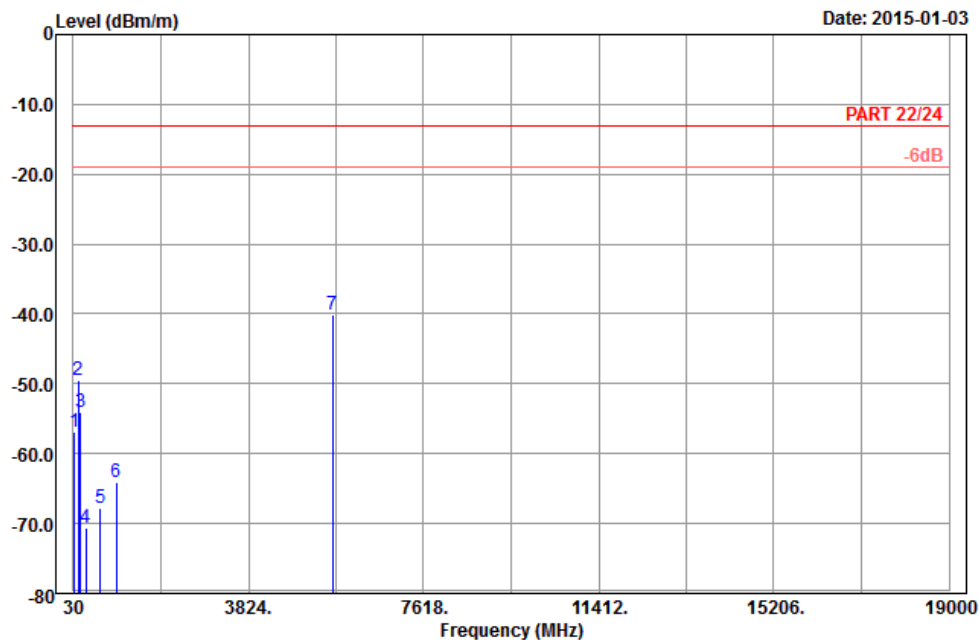
| | Freq | Level | Read Level | Limit Line | Over Limit | Factor | Remark |
|------|---------|--------|------------|------------|------------|--------|--------|
| | MHz | dBm/m | dBm | dBm/m | dB | dB/m | |
| 1 | 61.32 | -61.67 | -47.74 | -13.00 | -48.67 | -13.93 | Peak |
| 2 | 123.96 | -51.89 | -43.88 | -13.00 | -38.89 | -8.01 | Peak |
| 3 | 175.26 | -47.63 | -41.54 | -13.00 | -34.63 | -6.09 | Peak |
| 4 | 304.20 | -67.59 | -61.69 | -13.00 | -54.59 | -5.90 | Peak |
| 5 | 622.00 | -68.05 | -68.23 | -13.00 | -55.05 | 0.18 | Peak |
| 6 | 973.40 | -63.94 | -69.12 | -13.00 | -50.94 | 5.18 | Peak |
| 7 pp | 5640.00 | -47.39 | -67.86 | -13.00 | -34.39 | 20.47 | Peak |



A D T

Data: 14

Date: 2015-01-03



Site : 966 chamber 1
 Condition: PART 22/24 3m Vertical
 Remark : LTE_Band 2_QPSK(1,0)_20M_CH18900
 Tested by: Hwa Chiang
 Plane : Y

| | Freq | Level | Read Level | Limit Line | Over Limit | Factor | Remark |
|------|---------|--------|------------|------------|------------|--------|--------|
| | MHz | dBm/m | dBm | dBm/m | dB | dB/m | |
| 1 | 55.65 | -56.99 | -42.93 | -13.00 | -43.99 | -14.06 | Peak |
| 2 | 135.84 | -49.42 | -41.75 | -13.00 | -36.42 | -7.67 | Peak |
| 3 | 193.62 | -53.95 | -48.04 | -13.00 | -40.95 | -5.91 | Peak |
| 4 | 304.20 | -70.55 | -64.65 | -13.00 | -57.55 | -5.90 | Peak |
| 5 | 620.60 | -67.86 | -68.06 | -13.00 | -54.86 | 0.20 | Peak |
| 6 | 955.90 | -64.10 | -69.23 | -13.00 | -51.10 | 5.13 | Peak |
| 7 pp | 5640.00 | -40.11 | -60.58 | -13.00 | -27.11 | 20.47 | Peak |

LTE BAND 25
CHANNEL BANDWIDTH: 20MHz / QPSK

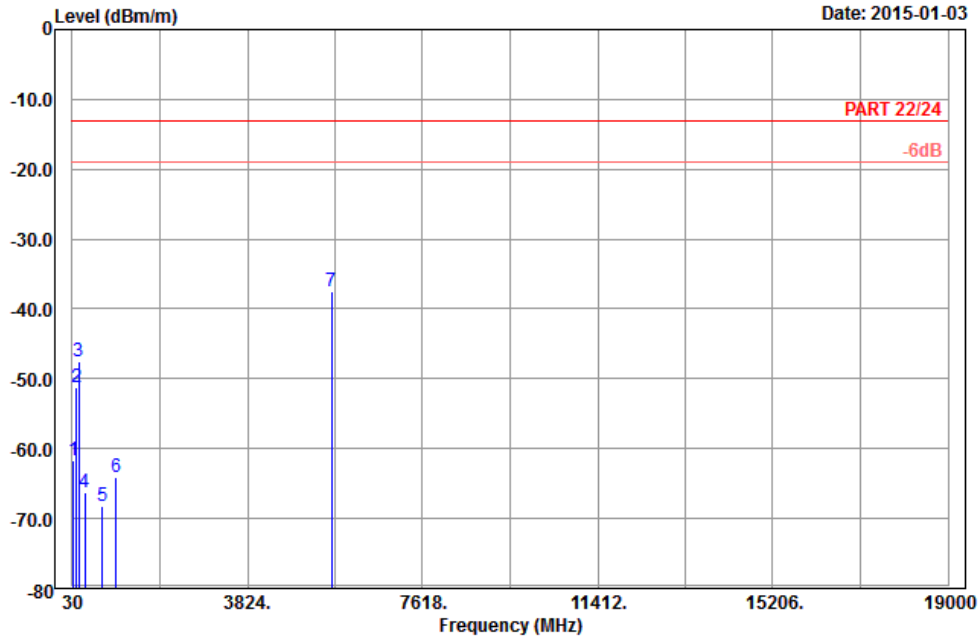


Bureau Veritas Consumer Products Services Ltd., Taoyuan Branch

A D T

Data: 13

Date: 2015-01-03



Site : 966 chamber 1
 Condition: PART 22/24 3m Horizontal
 Remark : LTE_Band 25_QPSK(1,0)_20M_CH26365
 Tested by: Hwa Chiang
 Plane : X

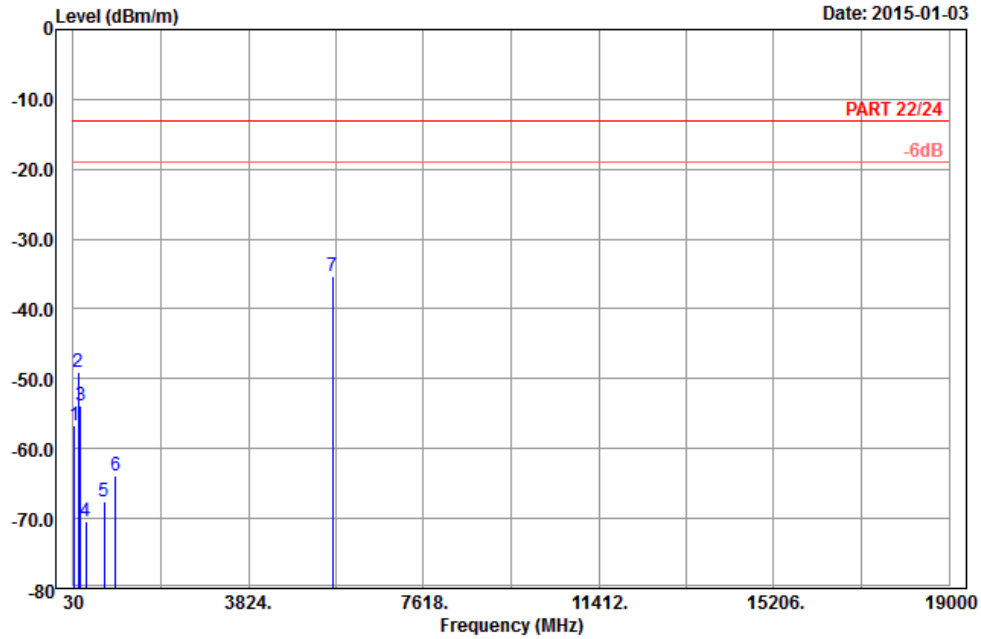
| | Read | Limit | Over | | | | |
|------|---------|--------|--------|--------|--------|--------|------|
| Freq | Level | Level | Line | Limit | Factor | Remark | |
| MHz | dBm/m | dBm | dBm/m | dB | dB/m | | |
| 1 | 62.13 | -61.74 | -47.95 | -13.00 | -48.74 | -13.79 | Peak |
| 2 | 125.58 | -51.21 | -43.32 | -13.00 | -38.21 | -7.89 | Peak |
| 3 | 176.61 | -47.49 | -41.50 | -13.00 | -34.49 | -5.99 | Peak |
| 4 | 303.50 | -66.16 | -60.25 | -13.00 | -53.16 | -5.91 | Peak |
| 5 | 687.10 | -68.23 | -67.92 | -13.00 | -55.23 | -0.31 | Peak |
| 6 | 972.00 | -64.15 | -69.33 | -13.00 | -51.15 | 5.18 | Peak |
| 7 pp | 5647.50 | -37.51 | -57.98 | -13.00 | -24.51 | 20.47 | Peak |



A D T

Data: 14

Date: 2015-01-03



Site : 966 chamber 1
 Condition: PART 22/24 3m Vertical
 Remark : LTE_Band 25_QPSK(1,0)_20M_CH26365
 Tested by: Hwa Chiang
 Plane : X

| | Freq | Level | Read Level | Limit | Over | Factor | Remark |
|------|---------|--------|------------|--------|--------|--------|--------|
| | MHz | dBm/m | dBm | dBm/m | dB | dB/m | |
| 1 | 57.00 | -56.61 | -42.55 | -13.00 | -43.61 | -14.06 | Peak |
| 2 | 135.57 | -49.14 | -41.47 | -13.00 | -36.14 | -7.67 | Peak |
| 3 | 193.08 | -53.83 | -47.96 | -13.00 | -40.83 | -5.87 | Peak |
| 4 | 304.90 | -70.33 | -64.43 | -13.00 | -57.33 | -5.90 | Peak |
| 5 | 697.60 | -67.66 | -67.30 | -13.00 | -54.66 | -0.36 | Peak |
| 6 | 951.00 | -63.95 | -69.06 | -13.00 | -50.95 | 5.11 | Peak |
| 7 pp | 5647.50 | -35.21 | -55.68 | -13.00 | -22.21 | 20.47 | Peak |



5 PHOTOGRAPHS OF THE TEST CONFIGURATION

Please refer to the attached file (Test Setup Photo).



6 INFORMATION ON THE TESTING LABORATORIES

We, Bureau Veritas Consumer Products Services (H.K.) Ltd., Taoyuan Branch, were founded in 1988 to provide our best service in EMC, Radio, Telecom and Safety consultation. Our laboratories are accredited and approved according to ISO/IEC 17025.

If you have any comments, please feel free to contact us at the following:

Linko EMC/RF Lab:

Tel: 886-2-26052180

Fax: 886-2-26051924

Hsin Chu EMC/RF/Telecom Lab:

Tel: 886-3-5935343

Fax: 886-3-5935342

Hwa Ya EMC/RF/Safety Lab:

Tel: 886-3-3183232

Fax: 886-3-3270892

Email: service.adt@tw.bureauveritas.com

Web Site: www.bureauveritas-adt.com

The address and road map of all our labs can be found in our web site also.



7 APPENDIX A – MODIFICATIONS RECORDERS FOR ENGINEERING CHANGES TO THE EUT BY THE LAB

No any modifications were made to the EUT by the lab during the test.

---END---