


## PHOTOGRAPHS OF THE TEST CONFIGURATION



### CONDUCTED EMISSION TEST







A D T

# RADIATED EMISSION TEST (For WLAN 2.4GHz)





RADIATED EMISSION TEST  
(For WLAN 5GHz)  
(5180-5240MHz & 5260-5320MHz)



## RADIATED EMISSION TEST

(For WLAN 5GHz)



(5500-5700MHz)





## RADIATED EMISSION TEST

(For WLAN 5GHz)

(5745-5825MHz)





# RADIATED EMISSION TEST (For Bluetooth)



(WWAN)

(PART 22)


RADIATED EMISSION TEST  
(GSM/EDGE/WCDMA)





A D T

## RADIATED EMISSION TEST (LTE BAND 5)










A D T

### ERP POWER TEST





(PART 24)

RADIATED EMISSION TEST  
(GSM/EDGE/WCDMA)




# RADIATED EMISSION TEST (LTE BAND 2)







A D T


### EIRP POWER TEST





(PART 27)  
RADIATED EMISSION TEST  
(WCDMA / LTE BAND 7 / 17)



### RADIATED EMISSION TEST (LTE BAND 4 / 30)




### RADIATED EMISSION TEST (LTE BAND 12 / 13)





A D T

## ERP POWER TEST (LTE BAND 12)









A D T



ERP POWER TEST  
(LTE BAND 13 / 17 / 30)





A D T

EIRP POWER TEST  
(WCDMA / LTE BAND 4)





A D T

### EIRP POWER TEST (LTE BAND 7)

