


PHOTOGRAPHS OF THE TEST CONFIGURATION



CONDUCTED EMISSION TEST







A D T

RADIATED EMISSION TEST
(For WLAN 2.4GHz)





RADIATED EMISSION TEST
(For WLAN 5GHz)
(5180-5240MHz & 5260-5320MHz)





RADIATED EMISSION TEST

(For WLAN 5GHz)



(5500-5700MHz)



RADIATED EMISSION TEST
(For WLAN 5GHz)
(5745-5825MHz)





RADIATED EMISSION TEST (For Bluetooth)



(WWAN)

(PART 22)


RADIATED EMISSION TEST
(GSM/EDGE/WCDMA)





A D T



RADIATED EMISSION TEST (LTE BAND 5)






A D T

ERP POWER TEST





(PART 24)

RADIATED EMISSION TEST
(GSM/EDGE/WCDMA)




RADIATED EMISSION TEST (LTE BAND 2)







A D T


EIRP POWER TEST





(PART 27)
RADIATED EMISSION TEST
(WCDMA / LTE BAND 7 / 17)



RADIATED EMISSION TEST (LTE BAND 4 / 30)




RADIATED EMISSION TEST (LTE BAND 12 / 13)





A D T



ERP POWER TEST (LTE BAND 12)





A D T



ERP POWER TEST
(LTE BAND 13 / 17 / 30)





A D T

EIRP POWER TEST
(WCDMA / LTE BAND 4)





A D T

EIRP POWER TEST (LTE BAND 7)

