


## PHOTOGRAPHS OF THE TEST CONFIGURATION



### CONDUCTED EMISSION TEST







A D T

# RADIATED EMISSION TEST (For WLAN 2.4GHz)





RADIATED EMISSION TEST  
(For WLAN 5GHz)  
(5180-5240MHz & 5260-5320MHz)



## RADIATED EMISSION TEST

(For WLAN 5GHz)


(5500-5700MHz)





## RADIATED EMISSION TEST

(For WLAN 5GHz)

(5745-5825MHz)



# RADIATED EMISSION TEST (For Bluetooth)





(WWAN)

(PART 22)

RADIATED EMISSION TEST



(GSM/EDGE/WCDMA)





A D T

## RADIATED EMISSION TEST (LTE BAND 5)









A D T

### ERP POWER TEST



(PART 24)


RADIATED EMISSION TEST  
(GSM/EDGE/WCDMA)







A D T


### EIRP POWER TEST



(PART 27)  
RADIATED EMISSION TEST  
(LTE BAND 7)




# RADIATED EMISSION TEST (LTE BAND 41)





A D T

### EIRP POWER TEST (LTE BAND 7)





A D T

### EIRP POWER TEST (LTE BAND 41)

