

Setup Photographs


<Radiated Emission>

Y Plane with accessory (for Sample 1 LTE band 4)

LF




HF




Y Plane without accessory (for Sampl 1 LTE band 5)

LF



HF




Z Plane (for Sample 1 LTE band 2, 7, 17)

LF




HF




Y Plane with accessory (for Sample 3 LTE band 2, 4, 17)

LF




HF



X Plane with accessory (for Sample 3 LTE band 7)

LF



HF

