

PHOTOGRAPHS OF THE TEST CONFIGURATION

CONDUCTED EMISSION TEST

(For Bluetooth)



CONDUCTED EMISSION TEST
(For WLAN)





CONDUCTED EMISSION TEST
(For NFC)






A D T

RADIATED EMISSION TEST
(For WLAN 2.4GHz)





RADIATED EMISSION TEST
(For WLAN 5GHz)
(5180-5240MHz & 5500-5700MHz)



RADIATED EMISSION TEST

(For WLAN 5GHz)


(5260-5320MHz)



RADIATED EMISSION TEST

(For WLAN 5GHz)



(5745-5805MHz)





A D T



RADIATED EMISSION TEST (For Bluetooth)





A D T



RADIATED EMISSION TEST (For NFC)



(WWAN)

(PART 22)



RADIATED EMISSION TEST







A D T

ERP POWER TEST



(PART 24)


RADIATED EMISSION TEST






A D T

EIRP POWER TEST



(PART 27)

RADIATED EMISSION TEST





A D T

ERP POWER TEST

