

## PHOTOGRAPHS OF THE TEST CONFIGURATION

CONDUCTED EMISSION TEST

(For Bluetooth)



## CONDUCTED EMISSION TEST (For WLAN)




CONDUCTED EMISSION TEST  
(For NFC)






A D T

## RADIATED EMISSION TEST (For WLAN 2.4GHz)





RADIATED EMISSION TEST  
(For WLAN 5GHz)  
(5180-5240MHz & 5500-5700MHz)



## RADIATED EMISSION TEST

(For WLAN 5GHz)


(5260-5320MHz)



## RADIATED EMISSION TEST

(For WLAN 5GHz)



(5745-5805MHz)





A D T

## RADIATED EMISSION TEST (For Bluetooth)









A D T

## RADIATED EMISSION TEST (For NFC)







A D T

(WWAN)

(PART 22)


### RADIATED EMISSION TEST







A D T

## ERP POWER TEST



(PART 24)



RADIATED EMISSION TEST





A D T

### EIRP POWER TEST





A D T

(PART 27)

### RADIATED EMISSION TEST





A D T

## ERP POWER TEST

