

PHOTOGRAPHS OF THE TEST CONFIGURATION

CONDUCTED EMISSION TEST

(For Bluetooth)





CONDUCTED EMISSION TEST
(For WLAN)





CONDUCTED EMISSION TEST (For NFC)



RADIATED EMISSION TEST (For WLAN 2.4GHz)





RADIATED EMISSION TEST
(For WLAN 5GHz)
(5180-5240MHz)



RADIATED EMISSION TEST

(For WLAN 5GHz)


(5260-5320MHz & 5500-5700MHz & 5745-5805MHz)







A D T

RADIATED EMISSION TEST (For Bluetooth)



RADIATED EMISSION TEST (For NFC)







A D T

(WWAN)

(PART 22)



RADIATED EMISSION TEST





A D T



ERP POWER TEST (GSM/WCDMA)







A D T

ERP POWER TEST (CDMA)



(PART 24)



RADIATED EMISSION TEST





A D T



EIRP POWER TEST (GSM/WCDMA)







A D T

EIRP POWER TEST (CDMA)



(PART 27)



RADIATED EMISSION TEST





A D T

ERP POWER TEST (LTE BAND 13)





A D T

EIRP POWER TEST (LTE BAND 4 & 7)

