

PHOTOGRAPHS OF THE TEST CONFIGURATION

CONDUCTED EMISSION TEST
(For Bluetooth)





CONDUCTED EMISSION TEST
(For WLAN 2.4GHz)





A D T



RADIATED EMISSION TEST (For WLAN 2.4GHz)





RADIATED EMISSION TEST

(For WLAN 5GHz)



(5180-5240MHz)



RADIATED EMISSION TEST
(For WLAN 5GHz)
(5260-5320MHz & 5745-5805MHz)



RADIATED EMISSION TEST (For Bluetooth)



(WWAN)

(PART 22)

RADIATED EMISSION TEST


(GPRS/EDGE/WCDMA/CDMA/LTE Band 5)





A D T



RADIATED EMISSION TEST (LTE Band 26)






A D T

ERP POWER TEST



(PART 24)

RADIATED EMISSION TEST
(GPRS/EDGE/WCDMA/CDMA/LTE BAND 25)





RADIATED EMISSION TEST (LTE BAND 2)







A D T

EIRP POWER TEST





(PART 27)
RADIATED EMISSION TEST
(WCDMA/LTE BAND 17/LTE BAND 4)





A D T



RADIATED EMISSION TEST (LTE BAND 12/LTE BAND 13)





A D T


**RADIATED EMISSION TEST
(LTE BAND 7/LTE BAND 41)
(MODE A)**







A D T

RADIATED EMISSION TEST (LTE BAND 7 MODE B)





RADIATED EMISSION TEST
(LTE BAND 41_MODE B)





A D T



ERP POWER TEST







A D T

EIRP POWER TEST





(PART 90)

RADIATED EMISSION TEST
(CDMA)



RADIATED EMISSION TEST (LTE)





A D T

ERP POWER TEST

