

## PHOTOGRAPHS OF THE TEST CONFIGURATION

### CONDUCTED EMISSION TEST

(For Bluetooth)




## CONDUCTED EMISSION TEST (For WLAN 2.4GHz)



## RADIATED EMISSION TEST

(For WLAN 2.4GHz)

MODE A








## RADIATED EMISSION TEST

(For WLAN 2.4GHz)


MODE B



RADIATED EMISSION TEST  
(For WLAN 5GHz)  
(5180-5240MHz)




(For WLAN 5GHz)  
(5260-5320MHz)  
MODE A






(For WLAN 5GHz)  
(5260-5320MHz)  
MODE C / MODE E / MODE F





(For WLAN 5GHz)  
(5500-5700MHz)  
MODE A / MODE D







RADIATED EMISSION TEST  
(For WLAN 5GHz)  
(5500-5700MHz)  
MODE C



RADIATED EMISSION TEST  
(For WLAN 5GHz)  
(5745-5825MHz)  
MODE A




## RADIATED EMISSION TEST

(For WLAN 5GHz)


(5745-5825MHz)

MODE B & C





## RADIATED EMISSION TEST (For Bluetooth)



## RADIATED EMISSION TEST (For NFC)

